




CABLE SOLUTIONS FOR ROLLING STOCK

omerin
LES CABLES DE L'EXTREME




- **The world's leading manufacturer of silicone-insulated wires and cables**
- **Europe's leading manufacturer of glass-yarn braids**
- **France's leading manufacturer of fire safety cables**

The Omerin group has been producing electrical cables for extreme conditions since 1959

At Omerin, we use our know-how and technology to develop increasingly high-performance products.

Our expertise is recognized in over 120 countries.



Omerin offers a wide range of high-performance products covering a large number of applications in very diverse industries, including the electrothermal construction, electromechanical, chemical, nuclear energy, railway, automotive, naval, aerospace, heavy industry, power plant and other sectors.

Our product range is further extended by varnished, impregnated and treated braided insulating sleeveings, door seals for ovens, fireproof sleeveings, thermocouple, extension and compensation cables as well as industrial braids.



Men and Women at your service

The technical expertise of our teams is at your disposal, providing responses and solutions to all your requirements.

Our Methods, Quality and Research and Development Departments work permanently together with the aim of constantly improving our products and processes.

All our staff subscribe to this approach with their involvement and constant self-checking at all stages of production.

List of all the available catalogues:

HIGH TEMPERATURE WIRES AND CABLES FOR THE GENERAL MARKET SECTION I: CROSS LINKED ELASTOMERS 1

HIGH TEMPERATURE WIRES AND CABLES FOR THE GENERAL MARKET SECTION II: FLUOROPOLYMERS AND THERMOPLASTICS 2

HIGH TEMPERATURE WIRES AND CABLES FOR THE GENERAL MARKET SECTION III: COMPOSITE INSULATIONS 3

FIRE RESISTANT SAFETY CABLES 4

CABLE SOLUTIONS FOR ROLLING STOCK 5

CABLES FOR POWER STATIONS AND HIGH-RISK SITES 6

MARINE CABLES 7

PYROMETRY CABLES 8

BRAIDED INSULATING SLEEVINGS 9

HIGH TEMPERATURE MEDIUM VOLTAGE POWER CABLES 10

CABLE SOLUTIONS FOR AUTOMOTIVE AND E-MOBILITY 11

PACKAGING AND TECHNICAL DATA

Ultimately, this catalogue is the result of the passionate endeavours of an entire team, who have displayed great talent in writing it for you.

It is designed to be a simple and concise working tool for you, serving as a reference document that is able to meet the majority of your needs.

This catalogue, as well as ten others from our collection are available on line with real time updates and much more information at


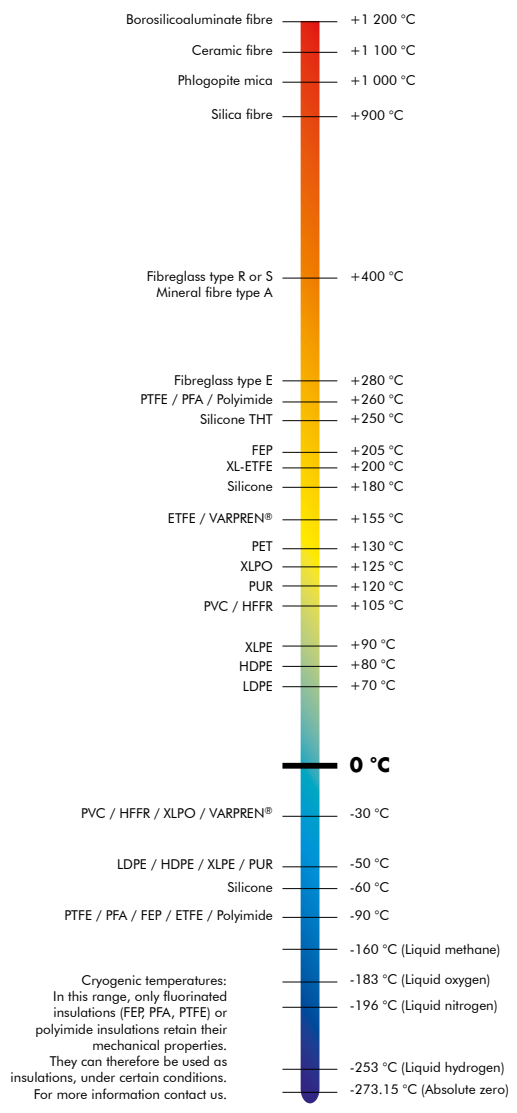
www.omerin.com

All the trademarks listed below are registered trademarks of the **OMERIN Group**.

BIO-HABITAT®	Wires and cables for a home without electromagnetic interference
CERAFIL®	Miniature ceramic insulated wires for very high temperatures
COAXRAIL®	Coaxial cables for railway industry
COAXTHERM®	High temperature coaxial cables
COUPLIX®	Pyrometry cables (thermocouples, extension, compensation cables)
DATARAIL®	Data cables for the railway industry
ELECTROAIR®	Aerospace & Defence wires and cables
ENERSYL®	Electrical cables for power station and high risk sites
FLEXBAT®	Extra flexible battery cables
LUMIPLAST®	Wires and cables for lighting systems
METALTRESSE®	High performance metallic braids
MINOROC®	Very high tensile strength synthetic cables
MULTIMAX®	Power, control and instrumentation cables for the marine industry
MULTI-VX®	Hybrid data and power cables
ODIOSIS®	Sound, amplification and loudspeaker cables
OILPLAST®	Cables for industrial environments and intrinsically safe system
OMBILIFLEX®	High performance special multi-function cables
PLASTHERM®	Special thermoplastic insulated wires and cables
POWER CONNECT®	High performance power cords
PROFIPLAST®	Thermoplastic insulated wires and cables
PYRISOL®	Fire resistant power cables for safety circuits
PYRITEL®	Fire resistant communication cables for safety circuits
SILIBOX®	Wire and cables cardboard box packaging system
SILICABLE®	Special high temperature wires and cables
SILICOUL®	Low and medium voltage class H (180°C) power cables
SILIFLAM®	Very high safety cables for extreme temperatures
SILIFLON®	Fluoropolymer insulated high temperature wires and cables
SILIGAINE®	Braided insulating sleeveings
SILIRAD®	Electron beam cross-linked cables
SILITUBE®	Braided or extruded tubes
SOLARPLAST®	Power cables for photovoltaic solar panels
SONDIX®	Platinum resistance temperature sensors connection cables
SPIRFLEX®	High performance spiral cables
TEXALARM®	Cables for safety systems and fire alarms
TS CABLES®	Coaxial and data cables
TS COM 900®	Telephonic cables for very speed reception
TS LAN®	Copper LAN cables
TWINLINK®	High temperature controlled impedance twisted pair cables
TWINPLAST®	Extra flexible cables for battery chargers or jump starters
VARPREN®	Wires and cables with special cross-linked Varpren® insulation
VEROX®	Fiberglass braided seals
VIDEOCOAX®	Analogue and digital video cables



Thermal classification of insulations



Contents

**LOW VOLTAGE CABLES
EN 50306**

FT 5100 to 5106

Pages 6 to 12

**STANDARD POWER CABLES
EN 50264-2-1/-2-2 / EN 50264-3-1/-3-2**

FT 5200 to 5219

Pages 14 to 34

**HIGH TEMPERATURE POWER CABLES
EN 50382-2**

FT 5300 to 5313

Pages 37 to 51

**FIRE RESISTANT POWER CABLES
EN 50264-2 & EN 50200 /
EN 50264-3 & EN 50200**

FT 5400 to 5412

Pages 53 to 65

DATA & COMMUNICATION CABLES

FT 5600 to 5606

Pages 67 to 73

COAXIAL CABLES (on request)

JUMPER CABLES (on request)

Product list

LOW VOLTAGE CABLES – EN 50306

FTNo.	PRODUCT REFERENCE	PAGE
5100	LOW VOLTAGE CABLES	6
5101	VARPREN® RW EN 50306-2 300V M.....	7
5102	VARPREN® RW EN 50306-3 300V MM S.....	8
5103	VARPREN® RW EN 50306-4 MM 1E or 1P.....	9
5104	VARPREN® RW EN 50306-4 MM S 3E or 3P.....	10
5105	VARPREN® RW EN 50306-4 MMM S 5E or 5P.....	11
5106	VARPREN® RW EN 50306-4 MM S 7E or 7P.....	12

STANDARD POWER CABLES EN 50264-2-1/-2-2 / EN 50264-3-1/-3-2

FTNo.	PRODUCT REFERENCE	PAGE
5200	STANDARD POWER CABLES	14
5201	VARPREN® RW EN 50264-2-1 600V M.....	16
5202	VARPREN® RW EN 50264-2-1 1800V M.....	17
5203	VARPREN® RW EN 50264-2-1 1800V MM.....	18
5204	VARPREN® RW EN 50264-2-1 3600V MM.....	19
5205	VARPREN® RW EN 50264-2-2 300V MM.....	20
5206	VARPREN® RW EN 50264-2-2 600V MM.....	21
5207	VARPREN® RW EN 50264-2-2 300V MM S.....	22
5208	VARPREN® RW EN 50264-2-2 600V MM S.....	23
5209	VARPREN® RW EN 50264-2-1 600V MM S.....	24
5210	VARPREN® RW EN 50264-2-1 1800V MM S.....	25
5211	VARPREN® RW EN 50264-2-1 3600V MM S.....	26
5212	VARPREN® RW EN 50264-3-1 600V M.....	27
5213	VARPREN® RW EN 50264-3-1 1800V M.....	28
5214	VARPREN® RW EN 50264-3-1 1800V MM.....	29
5215	VARPREN® RW EN 50264-3-1 3600V MM.....	30
5216	VARPREN® RW EN 50264-3-2 300V MM.....	31
5217	VARPREN® RW EN 50264-3-2 600V MM.....	32
5218	VARPREN® RW EN 50264-3-2 300V MM S.....	33
5219	VARPREN® RW EN 50264-3-2 600V MM S.....	34

HIGH TEMPERATURE POWER CABLES EN 50382-2

FTNo.	PRODUCT REFERENCE	PAGE
5300	HIGH TEMPERATURE POWER CABLES	37
5301	SILICABLE® RW EN 50382-2 1800V F 120 °C.....	38
5302	SILICABLE® RW EN 50382-2 1800V F 150 °C.....	39
5303	SILICABLE® RW EN 50382-2 3600V F 120 °C.....	40
5304	SILICABLE® RW EN 50382-2 3600V F 150 °C.....	41
5305	SILICABLE® RW EN 50382-2 1800V FF 120 °C.....	42
5306	SILICABLE® RW EN 50382-2 1800V FF 150 °C.....	43

FTNo.	PRODUCT REFERENCE	PAGE
5307	SILICABLE® RW EN 50382-2 3600V FF 150 °C.....	45
5308	SILICABLE® RW EN 50382-2 3600V FF 120 °C.....	46
5309	SILICABLE® RW EN 50382-2 3600V FXZ 120 °C.....	47
5310	SILICABLE® RW EN 50382-2 3600V FXZ 150 °C.....	48
5311	SILICABLE® RW EN 50382-2 1800V FF S 120 °C.....	49
5312	SILICABLE® RW EN 50382-2 3600V FF S 120 °C.....	50
5313	SILICABLE® RW EN 50382-2 3600V FFXZ S 120 °C.....	51

FIRE RESISTANT POWER CABLES EN 50264-2 & EN 50200 / EN 50264-3 & EN 50200

FTNo.	PRODUCT REFERENCE	PAGE
5400	FIRE RESISTANT POWER CABLES	53
5401	VARPREN® RW EN 50264-2-1 600V M FR.....	54
5402	VARPREN® RW EN 50264-2-1 1800V M FR.....	55
5403	VARPREN® RW EN 50264-2-2 300V MM FR.....	56
5404	VARPREN® RW EN 50264-2-2 600V MM FR.....	57
5405	VARPREN® RW EN 50264-2-2 300V MM S FR.....	58
5406	VARPREN® RW EN 50264-2-2 600V MM S FR.....	59
5407	VARPREN® RW EN 50264-3-1 600V M FR.....	60
5408	VARPREN® RW EN 50264-3-1 1800V M FR.....	61
5409	VARPREN® RW EN 50264-3-2 300V MM FR.....	62
5410	VARPREN® RW EN 50264-3-2 600V MM FR.....	63
5411	VARPREN® RW EN 50264-3-2 300V MM S FR.....	64
5412	VARPREN® RW EN 50264-3-2 600V MM S FR.....	65

DATA & COMMUNICATION CABLES

FTNo.	PRODUCT REFERENCE	PAGE
5600	DATA & COMMUNICATION CABLES	67
5602	DATARAIL® 100BE85EM101 4x0.5.....	68

LOW VOLTAGE CABLES EN 50306

FT No.	PRODUCT REFERENCE	PAGE
5100	LOW VOLTAGE CABLES - EN 50306	6
5101	VARPREN® RW EN 50306-2 300V M	7
5102	VARPREN® RW EN 50306-3 300V MM S	8
5103	VARPREN® RW EN 50306-4 MM 1E or 1P	9
5104	VARPREN® RW EN 50306-4 MM S 3E or 3P	10
5105	VARPREN® RW EN 50306-4 MMM S 5E or 5P	11
5106	VARPREN® RW EN 50306-4 MM S 7E or 7P	12

CABLE SOLUTIONS
FOR ROLLING STOCK

LOW VOLTAGE CABLES

EN 50306

FT No.	OMERIN reference	Single or multicore type	Core insulation type	Core insulation thickness Thin	Screened by a tin-plated copper braid	Outer sheath type	Operating temperature (°C)	Operating voltage (V)	IRM902 Mineral Oil Resistant	IRM 903 Fuel Resistant	Halogen-free Low Smoke	Application
5101	VARPREN RW EN 50306-2 300V M		LSZH special compound	✓			105	300	✓	✓	✓	Control and command cables with special fire performance used as either fixed wiring or wiring with limited flexing operation.
5102	VARPREN RW EN 50306-3 300V MM S	Multicore	LSZH special compound	✓	✓	S2	105	300	✓	✓	✓	Fire performance used as either fixed wiring or wiring with limited flexing operation, where electrical protection is needed for disturbance.
5103	VARPREN RW EN 50306-4 300V MM 1E or 1P	Multicore	LSZH special compound	✓		S2 ou EM 104	90	300	✓	✓	✓	Control and command cables with special fire performance used in PROTECTED situations (class P: minimum thickness of sheath 0.42 mm) or EXPOSED situations (class E: minimum thickness of sheath 1 mm) as either fixed wiring or wiring with limited flexing operation.
5104	VARPREN RW EN 50306-4 300V MM S 3E or 3P	Multicore	LSZH special compound	✓	✓	S2 ou EM 104	90	300	✓	✓	✓	Control and command cables with special fire performance used in PROTECTED situations (class P: minimum thickness of sheath 0.42 mm) or EXPOSED situations (class E: minimum thickness of sheath 1 mm) as either fixed wiring or wiring with limited flexing operation.
5105	VARPREN RW EN 50306-4 300V MMM S 5E or 5P	Multicore	LSZH special compound	✓	✓	Thin internal wall sheath type S2/ standard wall external sheath type EM 104	90	300	✓	✓	✓	Control and command cables with special fire performance used in PROTECTED situations (class P: minimum thickness of sheath 0.42 mm) or EXPOSED situations (class E: minimum thickness of sheath 1 mm) as either fixed wiring or wiring with limited flexing operation.
5106	VARPREN RW EN 50306-4 300V MM S 7E or 7P	Multipair	LSZH special compound	✓	✓	EM 104	90	300	✓	✓	✓	Control and command cables with special fire performance used in PROTECTED situations (class P: minimum thickness of sheath 0.56 mm) or EXPOSED situations (class E: minimum thickness of sheath 1 mm) as either fixed wiring or wiring with limited flexing operation.

www.omerin.com

omerin
LES CABLES DE L'EXTREME

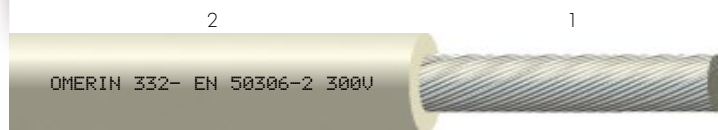
The information provided in this technical data sheet is indicative and may be modified without prior notice, laying, wiring and electrical conditions and the environment of the cable can not be fully considered in our studies. In some cases, for production purposes, a separating tape may be added between two successive layers. In no way the company OMERIN shall be held responsible for any incidents in the case of inappropriate uses, particularly in the case of wiring conditions that do not respect the good practice and the standards in force. For an optimum use of the cables produced by our company, we recommend testing in real conditions. Our sales department is available for a possible provision of samples, and/or for the conditions of a complete study in our laboratories.

© Registered trademark of the OMERIN Group. Drawings and photos are not contractual. Reproduction is prohibited without the prior agreement of OMERIN.

VARPREN® RW

EN 50306-2 300V M

Unsheathed cable



- 1 • Tin-plated copper core.
- 2 • Thin wall insulation.

Characteristics

Thermal

Continuous operating temperature:
-40 °C to +105 °C.

Electrical

Operating voltage: 300 / 500 V.
Test voltage: 2 kV A.C.

Mechanical

Cut-through resistance: ★★★★★
Resistance to abrasion: ★★★★★
Minimum static internal bending radius:
as per EN 50355 (Table 16)
and EN 50343 (Table 4)

Chemical

Acid and base resistance: ★★★★★
Mineral oil resistance: ★★★★★
Fuel resistance only for class M: ★★★★★

Fire-smoke

Halogen-free (EN 60754-1).
Low toxicity (EN 60754-2).
Low smoke (EN 61034-2).
Flame retardant (EN 60332-1-2, EN 60332-3-24).
Fire-smoke protection (EN 45545-2, NFPA 130).

Options

Other cross-sections on request

Standards and approvals

- EN 60228, EN 50306-1, EN 50306-2.
- EN 60754-1, EN 60754-2.
- EN 60332-1-2, EN 60332-3-24, EN 61034-2.

Marking

OMERIN 332- EN 50306-2 300V 1 x < cross-section > M - batch number - week/year

Item Code	Nominal cross-section (mm ²)	Nominal stranding	Minimum wall thickness (mm)	Cable outer diameter (mm)		Maximum linear resistance at 20 °C (Ω/km)	Approx. linear weight (kg/km)
				Mini	Maxi		
383A0101	0.5	19 x 0.18	0.18	1.15	1.45	40.1	6.0
383A0201	0.75	19 x 0.22	0.18	1.35	1.65	26.7	8.5
383A0301	1	19 x 0.26	0.18	1.40	1.80	20.0	10.5
383A0401	1.5	19 x 0.30	0.22	1.90	2.30	13.7	16.5
383A0501	2.5	19 x 0.40	0.28	2.45	2.85	8.21	26.0

For this product, please contact :

OMERIN division principale

Zone Industrielle - F 63600 Ambert
Tel. +33 (0)4 73 82 50 00 - Fax +33 (0)4 73 82 50 10
omerin@omerin.com

OMERIN division silisol

BP 87 - ZI du Devey - F 42000 Saint-Étienne
Tel. +33 (0)4 77 81 36 00 - Fax +33 (0)4 77 81 37 00
silisol@omerin.com

www.omerin.com

The information provided in this technical data sheet is indicative and may be modified without prior notice, laying, wiring and electrical conditions and the environment of the cable can not be fully considered in our studies. In some cases, for production purposes, a separating tape may be added between two successive layers. In no way the company OMERIN shall be held responsible for any incidents in the case of inappropriate uses, particularly in the case of wiring conditions that do not respect the good practice and the standards in force. For an optimum use of the cables produced by our company, we recommend testing in real conditions. Our sales department is available for a possible provision of samples, and/or for the conditions of a complete study in our laboratories.

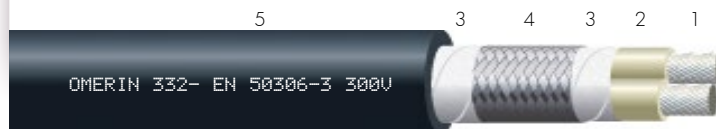
© Registered trademark of the OMERIN Group. Drawings and photos are not contractual. Reproduction is prohibited without the prior agreement of OMERIN.

VARPREN® RW

EN 50306-3 300V MM S

Screened and sheathed cable

LOW VOLTAGE CABLES - EN 50306



- 1 • Tin-plated copper core.
- 2 • Thin wall insulation.
- 3 • Separating tape (optional).
- 4 • Tin-plated copper braid.
- 5 • Thin wall sheath type S2.

Characteristics

Thermal
Continuous operating temperature:
-40 °C to +105 °C.

Electrical
Operating voltage: 300 / 500 V.
Test voltage: 2 kV A.C.

Mechanical
Cut-through resistance: ★★★★★
Resistance to abrasion: ★★★★★
Minimum static internal bending radius: 5xD

Chemical
Acid and base resistance: ★★★★★
Mineral oil resistance: ★★★★★
Fuel resistance only for class M: ★★★★★

Fire-smoke
Halogen-free (EN 60754-1).
Low toxicity (EN 60754-2).
Low smoke (EN 61034-2).
Flame retardant (EN 60332-1-2, EN 60332-3-24).
Fire-smoke protection (EN 45545-2, NFPA 130).

Options

Other cross-sections or constructions on request.

For this product, please contact :

OMERIN division principale
Zone Industrielle - F 63600 Ambert
Tel. +33 (0)4 73 82 50 00 - Fax +33 (0)4 73 82 50 10
omerin@omerin.com

OMERIN division silisol
BP 87 - ZI du Devev - F 42000 Saint-Étienne
Tel. +33 (0)4 77 81 36 00 - Fax +33 (0)4 77 81 37 00
silisol@omerin.com

Standards and approvals

- EN 60228, EN 50306-1, EN 50306-2, EN 50306-3.
- EN 60754-1, EN 60754-2.
- EN 60332-1-2, EN 60332-3-24, EN 61034-2.

Marking

OMERIN 332- EN 50306-3 300V number of cores x < cross-section >
MM S 90 - batch number - week/year

BASE CORE

Nominal cross-section (mm²)	Nominal stranding	Minimum wall thickness (mm)	Cable outer diameter (mm)		Maximum linear resistance at 20 °C (Ω/km)	Approx. linear weight (kg/km)
			Mini	Maxi		
0.5	19 x 0.18	0.18	1.15	1.45	40.1	6.0
0.75	19 x 0.22	0.18	1.35	1.65	26.7	8.5
1	19 x 0.26	0.18	1.40	1.80	20.0	10.5
1.5	19 x 0.30	0.22	1.90	2.30	13.7	16.5
2.5	19 x 0.40	0.28	2.45	2.85	8.21	26.0

REFERENCE EN 50306-3 300V MM S

Item code	Nominal cross-section (mm²)	Minimum sheath thickness (mm)	Cable outer diameter (mm)		Approx. linear weight (kg/km)
			Mini	Maxi	
383B0102	1 x 0.5	0.2	2.3	2.9	15
383B0202	2 x 0.5	0.2	3.5	4.4	29
383B0302	3 x 0.5	0.2	3.7	4.7	36
383B0402	4 x 0.5	0.2	4	5.2	44
383B0502	6 x 0.5	0.2	5.5	6.5	61
383B2202	8 x 0.5	0.2	6.1	7.1	75
383B0602	1 x 0.75	0.2	2.5	3.1	19
383B0702	2 x 0.75	0.2	3.9	4.8	37
383B0802	3 x 0.75	0.2	4	5.2	47
383B0902	4 x 0.75	0.2	4.5	5.7	57
383B2302	6 x 0.75	0.2	6.1	7.1	79
383B2402	8 x 0.75	0.2	7.3	8.3	100
383B1002	1 x 1	0.2	2.7	3.3	22
383B1102	2 x 1	0.2	4.2	5.3	42
383B1202	3 x 1	0.2	4.5	5.7	54
383B1302	4 x 1	0.2	5	6.2	72
383B2502	6 x 1	0.2	6.3	7.3	95
383B2702	8 x 1	0.2	7.5	8.5	119
383B1402	1 x 1.5	0.2	3.1	3.7	30
383B1502	2 x 1.5	0.2	5.1	6.2	64
383B1602	3 x 1.5	0.2	5.4	6.6	82
383B1702	4 x 1.5	0.2	6	7.2	102
383B2802	6 x 1.5	0.2	7.3	8.3	141
383B2902	8 x 1.5	0.2	8.5	9.5	179
383B1802	1 x 2.5	0.2	3.6	4.5	44
383B1902	2 x 2.5	0.2	6.4	7.5	91
383B2002	3 x 2.5	0.2	6.8	8	121
383B2102	4 x 2.5	0.2	7.5	8.7	151

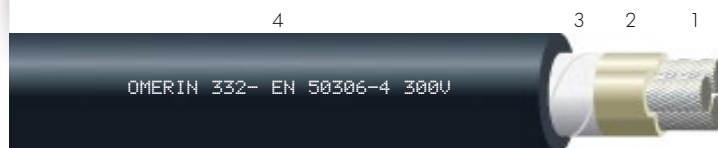
www.omerin.com

The information provided in this technical data sheet is indicative and may be modified without prior notice, laying, wiring and electrical conditions and the environment of the cable can not be fully considered in our studies. In some cases, for production purposes, a separating tape may be added between two successive layers. In no way the company OMERIN shall be held responsible for any incidents in the case of inappropriate uses, particularly in the case of wiring conditions that do not respect the good practice and the standards in force. For an optimum use of the cables produced by our company, we recommend testing in real conditions. Our sales department is available for a possible provision of samples, and/or for the conditions of a complete study in our laboratories.

© Registered trademark of the OMERIN Group. Drawings and photos are not contractual. Reproduction is prohibited without the prior agreement of OMERIN.

VARPREN® RW

EN 50306-4 300V MM



- 1 • Tin-plated copper core.
- 2 • Thin wall insulation.
- 3 • Separating tape (optional).
- 4 • Standard wall sheath type EM 104.

Characteristics

Thermal

Continuous operating temperature:
-40°C at +90°C.

Electrical

Operating voltage: 300 / 500 V.
Test voltage: 2 kV A.C.

Mechanical

Cutthrough resistance: ★★★★★
Resistance to abrasion: ★★★★★☆
Minimum static internal bending radius:
as per EN 50355 (Table 16)
and EN 50343 (Table 4)

Chemical

Acid and base resistance: ★★★★★☆
Mineral oil resistance: ★★★★★☆
Fuel resistance only for class M: ★★★★★☆

Fire-smoke

Halogenfree (EN 60754-1).
Low toxicity (EN 60754-2).
Low smoke (EN 61034-2).
Flame retardant (EN 60332-1-2,
EN 60332-3-24).
Firesmoke protection (EN 45545-2, NFPA 130).

Options

Other cross-sections or constructions
on request.

Marking

OMERIN 332 EN 50306-4 1E or 1P
300V number of cores x < cross-section >
MM 90 - batch number - week/year

For this product, please contact :

OMERIN division principale

Zone Industrielle - F 63600 Ambert
Tel. +33 (0)4 73 82 50 00 - Fax +33 (0)4 73 82 50 10
omerin@omerin.com

OMERIN division silisol

BP 87 - ZI du Devey - F 42000 Saint-Etienne
Tel. +33 (0)4 77 81 36 00 - Fax +33 (0)4 77 81 37 00
silisol@omerin.com

Standards and approvals

- EN 60228, EN 50306-1, EN 50306-2, EN 50306-4.
- EN 60754-1, EN 60754-2.
- EN 60332-1-2, EN 60332-3-24, EN 61034-2.

BASE CORE

Nominal cross-section (mm ²)	Nominal stranding	Minimum wall thickness (mm)	Cable outer diameter (mm)		Maximum linear resistance at 20 °C (Ω/km)	Approx. linear weight (kg/km)
			Mini	Maxi		
0.5	19 x 0.18	0.18	1.15	1.45	40.1	6.0
0.75	19 x 0.22	0.18	1.35	1.65	26.7	8.5
1	19 x 0.26	0.18	1.40	1.80	20.0	10.5
1.5	19 x 0.30	0.22	1.90	2.30	13.7	16.5
2.5	19 x 0.40	0.28	2.45	2.85	8.21	26.0

REFERENCE EN 50306-4 300V MM

Nominal cross-section (mm ²)	Class cable E					Class cable P				
	Item code	Minimum sheath thickness (mm)	Cable outer diameter (mm)		Approx. linear weight (kg/km)	Item code	Minimum sheath thickness (mm)	Cable outer diameter (mm)		Approx. linear weight (kg/km)
			Mini	Maxi				Mini	Maxi	
2 x 0.5	383C0102	1.0	4.9	5.9	34	383C3502	0.42	3.5	4.5	23
3 x 0.5	383C0202	1.0	5.1	6.1	41	383C3602	0.42	3.8	4.8	29
4 x 0.5	383C0302	1.0	5.5	6.5	48	383C3702	0.42	4.1	5.1	35
7 x 0.5	383C0402	1.0	6.3	7.3	71	383C3802	0.42	4.9	5.9	55
13 x 0.5	383C0502	1.0	8.3	9.3	117	383C3902	0.42	7.3	8.3	96
19 x 0.5	383C0602	1.0	9.0	10.2	158	383C4002	0.42	8.1	9.1	135
37 x 0.5	383C0702	1.0	12.3	13.5	281	383C4102	0.42	10.8	12.0	250
2 x 0.75	383C0802	1.0	5.3	6.3	41	383C4202	0.42	4.0	5.0	29
3 x 0.75	383C0902	1.0	5.5	6.5	50	383C4302	0.42	4.2	5.2	37
4 x 0.75	383C1002	1.0	6.0	7.0	59	383C4402	0.42	4.6	5.6	44
7 x 0.75	383C1102	1.0	6.9	7.9	89	383C4502	0.42	5.5	6.5	72
13 x 0.75	383C1202	1.0	9.1	10.3	151	383C4602	0.42	8.2	9.2	127
19 x 0.75	383C1302	1.0	10.0	11.2	206	383C4702	0.42	9.0	10.2	180
37 x 0.75	383C1402	1.0	13.2	14.4	373	383C4802	0.42	12.2	13.4	338
48 x 0.75	383C1502	1.0	14.8	16.4	474	383C4902	0.42	13.9	15.5	435
2 x 1	383C1602	1.0	5.6	6.6	48	383C5002	0.42	4.3	5.3	35
3 x 1	383C1702	1.0	5.9	6.9	60	383C5102	0.42	4.6	5.6	47
4 x 1	383C1802	1.0	6.3	7.3	69	383C5202	0.42	4.9	5.9	53
7 x 1	383C1902	1.0	7.3	8.3	106	383C5302	0.42	6.0	7.0	87
13 x 1	383C2002	1.0	9.7	10.9	181	383C5402	0.42	8.7	9.9	156
19 x 1	383C2102	1.0	10.7	11.9	250	383C5502	0.42	9.8	11.0	222
37 x 1	383C2202	1.0	14.0	15.6	456	383C5602	0.42	13.3	14.5	420
2 x 1.5	383C2302	1.0	6.3	7.3	60	383C5702	0.42	5.0	6.0	46
3 x 1.5	383C2402	1.0	6.6	7.6	76	383C5802	0.42	5.3	6.3	62
4 x 1.5	383C2502	1.0	7.4	8.4	99	383C5902	0.42	6.0	7.0	80
7 x 1.5	383C2602	1.0	8.6	9.8	154	383C6002	0.42	7.7	8.7	132
13 x 1.5	383C2702	1.0	11.7	12.9	268	383C6102	0.42	10.7	11.9	237
19 x 1.5	383C2802	1.0	13.0	14.2	373	383C6202	0.56	12.0	13.2	339
37 x 1.5	383C2902	1.0	17.2	18.8	690	383C6302	0.56	16.2	17.8	644
2 x 2.5	383C3002	1.0	7.7	8.7	86	383C6402	0.56	6.7	7.7	123
3 x 2.5	383C3102	1.0	8.1	9.1	115	383C6502	0.56	7.7	8.1	206
4 x 2.5	383C3202	1.0	8.8	10.0	145	383C6602	0.56	7.9	8.9	373

www.omerin.com

The information provided in this technical data sheet is indicative and may be modified without prior notice, laying, wiring and electrical conditions and the environment of the cable can not be fully considered in our studies. In some cases, for production purposes, a separating tape may be added between two successive layers. In no way the company OMERIN shall be held responsible for any incidents in the case of inappropriate uses, particularly in the case of wiring conditions that do not respect the good practice and the standards in force. For an optimum use of the cables produced by our company, we recommend testing in real conditions. Our sales department is available for a possible provision of samples, and/or for the conditions of a complete study in our laboratories.

© Registered trademark of the OMERIN Group. Drawings and photos are not contractual. Reproduction is prohibited without the prior agreement of OMERIN.

VARPREN® RW

EN 50306-4 300V MM S

Screened and sheathed multicore cables



- 1 • Tin-plated copper core.
- 2 • Thin wall insulation.
- 3 • Separating tape (optional).
- 4 • Tin-plated copper braid.
- 5 • Standard wall sheath type EM 104.

Characteristics

Thermal

Continuous operating temperature:
-40 °C to +90 °C.

Electrical

Operating voltage: 300 / 500 V.
Test voltage: 2 kV A.C.

Mechanical

Cut-through resistance: ★★★★★
Resistance to abrasion: ★★★★★
Minimum static internal bending radius: 5xD

Chemical

Acid and base resistance: ★★★★★
Mineral oil resistance: ★★★★★
Fuel resistance only for class M: ★★★★★

Fire-smoke

Halogen-free (EN 60754-1).
Low toxicity (EN 60754-2).
Low smoke (EN 61034-2).
Flame retardant (EN 60332-1-2,
EN 60332-3-24).
Firesmoke protection (EN 45545-2).

Options

Other cross-sections
or constructions on request.

Standards and approvals

- EN 60228, EN 50306-1, EN 50306-2, EN 50306-4.
- EN 60754-1, EN 60754-2.
- EN 60332-1-2, EN 60332-3-24, EN 61034-2.

Marking

OMERIN 332- EN 50306-4 3E or 3P 300V number of cores x < cross-section >
MM S 90 - batch number - week/year

BASE CORE

Nominal cross-section (mm ²)	Nominal stranding	Minimum wall thickness (mm)	Cable outer diameter (mm)		Maximum linear resistance at 20 °C (Ω/km)	Approx. linear weight (kg/km)
			Mini	Maxi		
0.5	19 x 0.18	0.18	1.15	1.45	40.1	6.0
0.75	19 x 0.22	0.18	1.35	1.65	26.7	8.5
1	19 x 0.26	0.18	1.40	1.80	20.0	10.5
1.5	19 x 0.30	0.22	1.90	2.30	13.7	16.5
2.5	19 x 0.40	0.28	2.45	2.85	8.21	26.0

REFERENCE EN 50306-4 300V MMS

Nominal cross-section (mm ²)	Class cable E					Class cable P				
	Item code	Minimum sheath thickness (mm)	Cable outer diameter (mm)		Approx. linear weight (kg/km)	Item code	Minimum sheath thickness (mm)	Cable outer diameter (mm)		Approx. linear weight (kg/km)
			Mini	Maxi				Mini	Maxi	
2 x 0.5	383D0102	1.0	5.5	6.5	46	383D2402	0.42	4.1	5.1	34
3 x 0.5	383D0202	1.0	5.7	6.7	54	383D2502	0.42	4.3	5.3	41
4 x 0.5	383D0302	1.0	6.1	7.1	64	383D2602	0.42	4.7	5.7	50
6 x 0.5	383D0402	1.0	6.9	7.9	88	383D2702	0.42	5.5	6.5	72
8 x 0.5	383D0502	1.0	7.5	8.5	107	383D2802	0.42	6.0	7.0	89
2 x 0.75	383D0602	1.0	5.9	6.9	54	383D2902	0.42	4.5	5.5	40
3 x 0.75	383D0702	1.0	6.2	7.2	64	383D3002	0.42	4.7	5.7	50
4 x 0.75	383D0802	1.0	6.5	7.5	76	383D3102	0.42	5.2	6.2	66
6 x 0.75	383D0902	1.0	7.5	8.5	107	383D3202	0.42	6.1	7.1	89
8 x 0.75	383D1002	1.0	8.2	9.2	131	383D3302	0.42	6.6	7.6	112
2 x 1	383D1102	1.0	6.2	7.2	60	383D3402	0.42	4.7	5.7	46
3 x 1	383D1202	1.0	6.5	7.5	73	383D3502	0.42	5.1	6.0	58
4 x 1	383D1302	1.0	6.9	7.9	92	383D3602	0.42	5.5	6.5	76
6 x 1	383D1402	1.0	8.0	9.0	123	383D3702	0.42	6.6	7.6	105
8 x 1	383D1502	1.0	8.6	9.8	152	383D3802	0.42	7.7	8.7	131
2 x 1.5	383D1602	1.0	7.1	8.1	87	383D3902	0.42	5.7	6.7	69
3 x 1.5	383D1702	1.0	7.4	8.4	107	383D4002	0.42	6.0	7.0	88
4 x 1.5	383D1802	1.0	8.0	9.0	129	383D4102	0.42	6.6	7.6	108
6 x 1.5	383D1902	1.0	9.2	10.4	175	383D4202	0.56	8.3	9.3	156
8 x 1.5	383D2002	1.0	10.2	11.4	218	383D4302	0.56	8.9	10.1	197
2 x 2.5	383D2102	1.0	8.3	9.3	117	383D4402	0.56	7.3	8.3	101
3 x 2.5	383D2202	1.0	8.6	9.8	148	383D4502	0.56	7.7	8.7	131
4 x 2.5	383D2302	1.0	9.4	10.6	181	383D4602	0.56	8.4	9.6	163

For this product, please contact :

OMERIN division principale

Zone Industrielle - F 63600 Ambert
Tel. +33 (0)4 73 82 50 00 - Fax +33 (0)4 73 82 50 10
omerin@omerin.com

OMERIN division silisol

BP 87 - ZI du Devey - F 42000 Saint-Étienne
Tel. +33 (0)4 77 81 36 00 - Fax +33 (0)4 77 81 37 00
silisol@omerin.com

www.omerin.com

The information provided in this technical data sheet is indicative and may be modified without prior notice, laying, wiring and electrical conditions and the environment of the cable can not be fully considered in our studies. In some cases, for production purposes, a separating tape may be added between two successive layers. In no way the company OMERIN shall be held responsible for any incidents in the case of inappropriate uses, particularly in the case of wiring conditions that do not respect the good practice and the standards in force. For an optimum use of the cables produced by our company, we recommend testing in real conditions. Our sales department is available for a possible provision of samples, and/or for the conditions of a complete study in our laboratories.

© Registered trademark of the OMERIN Group. Drawings and photos are not contractual. Reproduction is prohibited without the prior agreement of OMERIN.

VARPREN® RW

EN 50306-4 300V MMM S

Individually screened
and sheathed multicore cables



- 1 • Tin-plated copper core.
- 2 • Thin wall insulation.
- 3 • Separating tape (optional).
- 4 • Tin-plated copper braid.
- 5 • Thin internal wall sheath type S2.
- 6 • Standard external wall sheath type EM 104.

Characteristics

Thermal

Continuous operating temperature:
-40 °C to +90 °C.

Electrical

Operating voltage: 300 / 500 V.
Test voltage: 2 kV A.C.

Mechanical

Cut-through resistance: ★★★★★
Resistance to abrasion: ★★★★★☆
Minimum static internal bending radius:
5xD

Chemical

Acid and base resistance: ★★★★★☆
Mineral oil resistance: ★★★★★☆
Fuel resistance only for class M: ★★★★★☆

Fire-smoke

Halogen-free (EN 60754-1).
Low toxicity (EN 60754-2).
Low smoke (EN 61034-2).
Flame retardant (EN 60332-1-2,
EN 60332-3-24).
Firesmoke protection (EN 45545-2).

Options

Other cross-sections
or constructions on request.

Standards and approvals

- EN 60228, EN 50306-1, EN 50306-2, EN 50306-4.
- EN 60754-1, EN 60754-2.
- EN 60332-1-2, EN 60332-3-24, EN 61034-2.

Marking

OMERIN 332- EN 50306-4 5E or 5P 300V number of pairs x < cross-section >
MMM S 90 - batch number - week/year

BASE CORE

Nominal cross-section (mm ²)	Nominal stranding	Minimum wall thickness (mm)	Cable outer diameter (mm)		Maximum linear resistance at 20 °C (Ω/km)	Approx. linear weight (kg/km)
			Mini	Maxi		
0.5	19 x 0.18	0.18	1.15	1.45	40.1	6.0
0.75	19 x 0.22	0.18	1.35	1.65	26.7	8.5
1	19 x 0.26	0.18	1.40	1.80	20.0	10.5
1.5	19 x 0.30	0.22	1.90	2.30	13.7	16.5
2.5	19 x 0.40	0.28	2.45	2.85	8.21	26.0

REFERENCE EN 50306-4 300V MMM S

Nominal cross-section (mm ²)	Class cable E					Class cable P				
	Item code	Minimum sheath thickness (mm)	Cable outer diameter (mm)		Approx. linear weight (kg/km)	Item code	Minimum sheath thickness (mm)	Cable outer diameter (mm)		Approx. linear weight (kg/km)
			Mini	Maxi				Mini	Maxi	
2 x 2 x 0.5	383E0102	1.0	10.1	11.3	135	383E1702	0.56	9.0	10.2	105
3 x 2 x 0.5	383E0202	1.0	10.8	12.0	165	383E1802	0.56	9.6	10.8	132
4 x 2 x 0.5	383E0302	1.0	11.8	13.0	188	383E1902	0.56	10.7	11.9	154
7 x 2 x 0.5	383E0402	1.0	13.9	15.5	280	383E2002	0.56	13.0	14.2	242
2 x 2 x 0.75	383E0502	1.0	10.9	12.1	158	383E2102	0.56	9.8	11.0	128
3 x 2 x 0.75	383E0602	1.0	11.6	12.8	195	383E2202	0.56	10.5	11.7	164
4 x 2 x 0.75	383E0702	1.0	12.8	14.0	225	383E2302	0.56	11.6	12.8	186
7 x 2 x 0.75	383E0802	1.0	15.1	16.7	335	383E2402	0.56	14.0	15.6	297
2 x 2 x 1.0	383E0902	1.0	11.3	12.5	170	383E2502	0.56	10.2	11.6	138
3 x 2 x 1.0	383E1002	1.0	12.0	13.2	210	383E2602	0.56	10.9	12.1	179
4 x 2 x 1.0	383E1102	1.0	13.2	14.4	234	383E2702	0.56	12.1	13.3	205
7 x 2 x 1.0	383E1202	1.0	15.7	17.3	365	383E2802	0.56	14.6	16.2	348
2 x 2 x 1.5	383E1302	1.0	13.3	14.5	240	383E2902	0.56	12.2	13.4	203
3 x 2 x 1.5	383E1402	1.0	14.0	15.6	294	383E3002	0.56	13.1	14.3	263
4 x 2 x 1.5	383E1502	1.0	15.5	17.1	340	383E3102	0.56	14.3	15.9	297
7 x 2 x 1.5	383E1602	1.0	18.7	20.3	539	383E3202	0.56	17.6	19.2	501

For this product, please contact :

OMERIN division principale

Zone Industrielle - F 63600 Ambert

Tel. +33 (0)4 73 82 50 00 - Fax +33 (0)4 73 82 50 10

omerin@omerin.com

OMERIN division silisol

BP 87 - ZI du Devey - F 42000 Saint-Etienne

Tel. +33 (0)4 77 81 36 00 - Fax +33 (0)4 77 81 37 00

silisol@omerin.com

www.omerin.com

The information provided in this technical data sheet is indicative and may be modified without prior notice, laying, wiring and electrical conditions and the environment of the cable can not be fully considered in our studies. In some cases, for production purposes, a separating tape may be added between two successive layers. In no way the company OMERIN shall be held responsible for any incidents in the case of inappropriate uses, particularly in the case of wiring conditions that do not respect the good practice and the standards in force. For an optimum use of the cables produced by our company, we recommend testing in real conditions. Our sales department is available for a possible provision of samples, and/or for the conditions of a complete study in our laboratories.

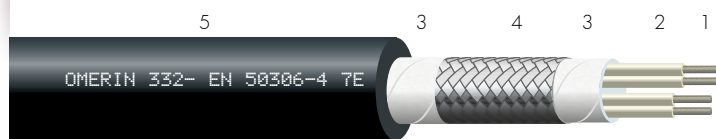
© Registered trademark of the OMERIN Group. Drawings and photos are not contractual. Reproduction is prohibited without the prior agreement of OMERIN.

VARPREN® RW

EN 50306-4 300V MM S

Multipair cables

general screened and sheathed



- 1 • Tin-plated copper core.
- 2 • Thin wall insulation.
- 3 • Separating tape (optional).
- 4 • Tin-plated copper braid.
- 5 • Standard external wall sheath type EM 104.

Characteristics

Thermal

Continuous operating temperature:
-40 °C to +90 °C.

Electrical

Operating voltage: 300 / 500 V.
Test voltage: 2 kV A.C.

Mechanical

Cut-through resistance: ★★★★★
Resistance to abrasion: ★★★★★
Minimum static internal bending radius:
5xD

Chemical

Acid and base resistance: ★★★★★
Mineral oil resistance: ★★★★★
Fuel resistance only for class M: ★★★★★

Fire-smoke

Halogen-free (EN 60754-1).
Low toxicity (EN 60754-2).
Low smoke (EN 61034-2).
Flame retardant (EN 60332-1-2,
EN 60332-3-24).
Fire-smoke protection (EN 45545-2).

Options

Other cross-sections
or constructions on request.

Standards and approvals

- EN 60228, EN 50306-1, EN 50306-2, EN 50306-4.
- EN 60754-1, EN 60754-2.
- EN 60332-1-2, EN 60332-3-24, EN 61034-2.

Marking

OMERIN 332- EN 50306-4 7E or 7P 300V number of pairs x < cross-section >
MM S 90 - batch number - week/year

BASE CORE

Nominal cross-section (mm ²)	Nominal stranding	Minimum wall thickness (mm)	Cable outer diameter (mm)		Maximum linear resistance at 20 °C (Ω/km)	Approx. linear weight (kg/km)
			Mini	Maxi		
0.5	19 x 0.18	0.18	1.15	1.45	40.1	6.0
0.75	19 x 0.22	0.18	1.35	1.65	26.7	8.5
1	19 x 0.26	0.18	1.40	1.80	20.0	10.5
1.5	19 x 0.30	0.22	1.90	2.30	13.7	16.5
2.5	19 x 0.40	0.28	2.45	2.85	8.21	26.0

REFERENCE EN 50306-4 300V MM S

Nominal cross-section (mm ²)	Class cable E					Class cable P				
	Item code	Minimum sheath thickness (mm)	Cable outer diameter (mm)		Approx. linear weight (kg/km)	Item code	Minimum sheath thickness (mm)	Cable outer diameter (mm)		Approx. linear weight (kg/km)
			Mini	Maxi				Mini	Maxi	
2 x 2 x 0.5	383F0102	1.0	7.1	8.9	78	383F1702	0.56	6.6	7.9	70
3 x 2 x 0.5	383F0202	1.0	7.5	9.1	90	383F1802	0.56	7.0	8.1	79
4 x 2 x 0.5	383F0302	1.0	8.3	9.7	109	383F1902	0.56	7.7	8.7	99
7 x 2 x 0.5	383F0402	1.0	9.6	11.6	154	383F2002	0.56	9.0	10.6	143
2 x 2 x 0.75	383F0502	1.0	7.6	10.0	95	383F2102	0.56	7.1	9.0	86
3 x 2 x 0.75	383F0602	1.0	8.2	10.2	109	383F2202	0.56	7.7	9.2	102
4 x 2 x 0.75	383F0702	1.0	9.5	10.8	143	383F2302	0.56	9.0	10.0	132
7 x 2 x 0.75	383F0802	1.0	11.4	12.8	219	383F2402	0.56	10.8	11.8	203
2 x 2 x 1.0	383F0902	1.0	8.3	10.5	119	383F2502	0.56	7.8	9.5	107
3 x 2 x 1.0	383F1002	1.0	8.8	10.7	130	383F2602	0.56	8.3	9.7	122
4 x 2 x 1.0	383F1102	1.0	9.6	11.3	160	383F2702	0.56	9.1	10.3	150
7 x 2 x 1.0	383F1202	1.0	11.6	13.4	251	383F2802	0.56	11.0	12.4	238
2 x 2 x 1.5	383F1302	1.0	10.3	12.2	175	383F2902	0.56	9.8	11.2	162
3 x 2 x 1.5	383F1402	1.0	11.0	12.4	194	383F3002	0.56	10.4	11.4	178
4 x 2 x 1.5	383F1502	1.0	12.1	13.1	243	383F3102	0.56	11.6	12.6	229
7 x 2 x 1.5	383F1602	1.0	14.5	16.3	376	383F3202	0.56	14.0	15.3	359

For this product, please contact :

OMERIN division principale

Zone Industrielle - F 63600 Amberf
Tel. +33 (0)4 73 82 50 00 - Fax +33 (0)4 73 82 50 10
omerin@omerin.com

OMERIN division silisol

BP 87 - ZI du Devey - F 42000 Saint-Étienne
Tel. +33 (0)4 77 81 36 00 - Fax +33 (0)4 77 81 37 00
silisol@omerin.com

www.omerin.com

The information provided in this technical data sheet is indicative and may be modified without prior notice, laying, wiring and electrical conditions and the environment of the cable can not be fully considered in our studies. In some cases, for production purposes, a separating tape may be added between two successive layers. In no way the company OMERIN shall be held responsible for any incidents in the case of inappropriate uses, particularly in the case of wiring conditions that do not respect the good practice and the standards in force. For an optimum use of the cables produced by our company, we recommend testing in real conditions. Our sales department is available for a possible provision of samples, and/or for the conditions of a complete study in our laboratories.

© Registered trademark of the OMERIN Group. Drawings and photos are not contractual. Reproduction is prohibited without the prior agreement of OMERIN.

STANDARD POWER CABLES EN 50264-2-1/-2-2 / EN 50264-3-1/-3-2

FT No.	PRODUCT REFERENCE	PAGE
5200	STANDARD POWER CABLES – EN 50264-2-1/-2-2 / EN 50264-3-1/-3-2	14
5201	VARPREN® RW EN 50264-2-1 600V M	16
5202	VARPREN® RW EN 50264-2-1 1800V M	17
5203	VARPREN® RW EN 50264-2-1 1800V MM	18
5204	VARPREN® RW EN 50264-2-1 3600V MM	19
5205	VARPREN® RW EN 50264-2-2 300V MM	20
5206	VARPREN® RW EN 50264-2-2 600V MM	21
5207	VARPREN® RW EN 50264-2-2 300V MM S	22
5208	VARPREN® RW EN 50264-2-2 600V MM S	23
5209	VARPREN® RW EN 50264-2-1 600V MM S	24
5210	VARPREN® RW EN 50264-2-1 1800V MM S	25
5211	VARPREN® RW EN 50264-2-1 3600V MM S	26
5212	VARPREN® RW EN 50264-3-1 600V M	27
5213	VARPREN® RW EN 50264-3-1 1800V M	28
5214	VARPREN® RW EN 50264-3-1 1800V MM	29
5215	VARPREN® RW EN 50264-3-1 3600V MM	30
5216	VARPREN® RW EN 50264-3-2 300V MM	31
5217	VARPREN® RW EN 50264-3-2 600V MM	32
5218	VARPREN® RW EN 50264-3-2 300V MM S	33
5219	VARPREN® RW EN 50264-3-2 600V MM S	34

**CABLE SOLUTIONS
FOR ROLLING STOCK**

STANDARD POWER CABLES

EN 50264-2-1/-2-2 / EN 50264-3-1/-3-2

FT No.	OMERIN reference	Single or multicore type	Core insulation type	Core insulation thickness		Screened by a tin-plated copper braid	Outer sheath type	Operating temperature (°C)	Operating voltage (V)	IRM902 Mineral Oil Resistant	IRM 903 Fuel Resistant	Halogen-free Low Smoke	Application
				Medium	Standard								
5201	VARPREN RW EN 50264-2-1 600V M	Single core	EI 104		✓			90	600	✓	✓	✓	Power cables with special fire performance used inboards safety circuits, lighting circuits, auxiliary circuits.
5202	VARPREN RW EN 50264-2-1 1800V M	Single core	EI 104		✓			90	1800	✓	✓	✓	Power cables with special fire performance used inboards safety circuits, lighting circuits, auxiliary circuits.
5203	VARPREN RW EN 50264-2-1 1800V MM	Single core	EI 104		✓		EM 104	90	1800	✓	✓	✓	Power cables with special fire performance used in medium voltage circuits.
5204	VARPREN RW EN 50264-2-1 3600V MM	Single core	EI 104		✓		EM 104	90	3600	✓	✓	✓	Power cables with special fire performance used in medium voltage circuits.
5205	VARPREN RW EN 50264-2-2 300V MM	Single core	EI 104		✓		EM 104	90	300	✓	✓	✓	Power cables with special fire performance used inboards safety circuits, lighting circuits, auxiliary circuits.
5206	VARPREN RW EN 50264-2-2 600V MM	Multicore	EI 104		✓		EM 104	90	600	✓	✓	✓	Power cables with special fire performance used inboards safety circuits, lighting circuits, auxiliary circuits.
5207	VARPREN RW EN 50264-2-2 300V MM S	Multicore	EI 104		✓	✓	EM 104	90	300	✓	✓	✓	Power cables with special fire performance used inboards safety circuits, lighting circuits, auxiliary circuits, with tin-plated copper braid screen.
5208	VARPREN RW EN 50264-2-2 600V MM S	Multicore	EI 104		✓	✓	EM 104	90	600	✓	✓	✓	Power cables with special fire performance used inboards safety circuits, lighting circuits, auxiliary circuits, with tin-plated copper braid screen.
5209	VARPREN RW EN 50264-2-1 600V MM S	Single core	EI 104		✓	✓	EM 104	90	600	✓	✓	✓	Power cables with special fire performance used inboards safety circuits, lighting circuits, auxiliary circuits, with tin-plated copper braid screen.
5210	VARPREN RW EN 50264-2-1 1800V MM S	Single core	EI 104		✓	✓	EM 104	90	1800	✓	✓	✓	Power cables with special fire performance used in medium voltage circuits, with tin-plated copper braid screen.
5211	VARPREN RW EN 50264-2-1 3600V MM S	Single core	EI 104	✓		✓	EM 104	90	3600	✓	✓	✓	Power cables with special fire performance used in medium voltage circuits, with tin-plated copper braid screen.
5212	VARPREN RW EN 50264-3-1 600V M	Single core	EI 109	✓				90	600	✓	✓	✓	Power cables with special fire performance used inboards safety circuits, lighting circuits, auxiliary circuits.
5213	VARPREN RW EN 50264-3-1 1800V M	Single core	EI 109	✓				90	1800	✓	✓	✓	Power cables with special fire performance used inboards safety circuits, lighting circuits, auxiliary circuits.

www.omerin.com


OMERIN
LES CABLES DE L'EXTREME

The information provided in this technical data sheet is indicative and may be modified without prior notice, laying, wiring and electrical conditions and the environment of the cable can not be fully considered in our studies. In some cases, for production purposes, a separating tape may be added between two successive layers. In no way the company OMERIN shall be held responsible for any incidents in the case of inappropriate uses, particularly in the case of wiring conditions that do not respect the good practice and the standards in force. For an optimum use of the cables produced by our company, we recommend testing in real conditions. Our sales department is available for a possible provision of samples, and/or for the conditions of a complete study in our laboratories.

© Registered trademark of the OMERIN Group. Drawings and photos are not contractual. Reproduction is prohibited without the prior agreement of OMERIN.

FT No.	OMERIN reference	Single or multicore type	Core insulation type	Core insulation thickness		Screened by a tin-plated copper braid	Outer sheath type	Operating temperature (°C)	Operating voltage (V)	IRM902 Mineral Oil Resistant	IRM 903 Fuel Resistant	Halogen-free Low Smoke	Application
				Medium	Standard								
5214	VARPREN RW EN 50264-3-1 1800V MM	Single core	EI 109	✓			EM 104	90	1800	✓	✓	✓	Power cables with special fire performance used in medium voltage circuits.
5215	VARPREN RW EN 50264-3-1 3600V MM	Single core	EI 109	✓			EM 104	90	3600	✓	✓	✓	Power cables with special fire performance used in medium voltage circuits.
5216	VARPREN RW EN 50264-3-2 300V MM	Multicore	EI 109	✓			EM 104	90	300	✓	✓	✓	Power cables with special fire performance used inboards safety circuits, lighting circuits, auxiliary circuits.
5217	VARPREN RW EN 50264-3-2 600V MM	Multicore	EI 109	✓			EM 104	90	600	✓	✓	✓	Power cables with special fire performance used inboards safety circuits, lighting circuits, auxiliary circuits.
5218	VARPREN RW EN 50264-3-2 300V MM S	Multicore	EI 109	✓		✓	EM 104	90	300	✓	✓	✓	Power cables with special fire performance and with an overall screen made by a tin-plated copper braid, used inboards safety circuits, lighting circuits, auxiliary circuits.
5219	VARPREN RW EN 50264-3-2 600V MM S	Multicore	EI 109	✓		✓	EM 104	90	600	✓	✓	✓	Power cables with special fire performance and with an overall screen made by a tin-plated copper braid, used inboards safety circuits, lighting circuits, auxiliary circuits.

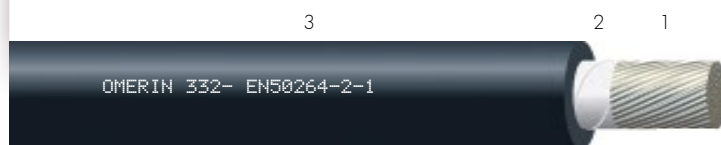
**CABLE SOLUTIONS
FOR ROLLING STOCK**

STANDARD POWER CABLES - EN 50264-2 / EN 50264-3

VARPREN® RW

EN 50264-2-1 600V M

Unsheathed cable



- 1 • Tin-plated copper core - class 5 - EN 60228.
- 2 • Separating tape (optional).
- 3 • Fire resistant elastomer - type EI 104 as per EN 50264-2-1.

Characteristics

Thermal

Continuous operating temperature:
-40 °C to +90 °C.

Electrical

Operating voltage: 0.6 / 1 kV.
Test voltage: 3.5 kV A.C.

Mechanical

Cut-through resistance: ★★★★★
Resistance to abrasion: ★★★★★
Minimum static internal bending radius:
as per EN 50355 (Table 16)
and EN 50343 (Table 4)

Chemical

Acid and base resistance: ★★★★★
Mineral oil resistance: ★★★★★
Fuel resistance only for class M: ★★★★★

Fire-smoke

Halogen-free (EN 60754-1).
Low toxicity (EN 60754-2).
Low smoke (EN 61034-2).
Flame retardant (EN 60332-1-2,
EN 60332-3-24).
Fire smoke protection (EN45545-2)
from 1mm² to 35mm².

Options

Other cross-sections on request.

Standards and approvals

- EN 60228, EN 50264-1, EN 50264-2-1.
- EN 60754-1, EN 60754-2.
- EN 60332-1-2, EN 60332-3-24, EN 61034-2.

Marking

OMERIN 332- EN50264-2-1 600V < cross-section > M - batch number - week/year

Item code	Nominal cross-section (mm ²)	Nominal stranding	Nominal wall thickness (mm)	Cable outer diameter (mm)		Maximum linear resistance at 20 °C (Ω/km)	Approx. linear weight (kg/km)
				Mini	Maxi		
374A0102	1	32 x 0.20	0.8	2.8	3.2	20	17
374A0202	1.5	30 x 0.25	0.8	3.0	3.5	13.7	23
374A0302	2.5	50 x 0.25	0.8	3.4	3.9	8.21	34
374A0402	4	56 x 0.30	0.8	3.9	4.6	5.09	50
374A0502	6	84 x 0.30	0.9	4.6	5.4	3.39	73
374A0602	10	80 x 0.40	1.1	5.8	6.8	1.95	120
374A0702	16	126 x 0.40	1.1	7.2	8.5	1.24	181
374A0802	25	196 x 0.40	1.3	8.6	10.0	0.795	278
374A0902	35	276 x 0.40	1.3	10.2	11.5	0.565	375
374A1002	50	396 x 0.40	1.5	11.6	13.5	0.393	531
374A1102	70	360 x 0.50	1.5	13.3	15.5	0.277	722
374A1202	95	485 x 0.50	1.6	14.9	17.4	0.210	965
374A1302	120	608 x 0.50	1.6	16.5	19.3	0.164	1206
374A1402	150	756 x 0.50	1.9	18.5	21.7	0.132	1527
374A1502	185	944 x 0.50	1.9	20.1	23.6	0.108	1853
374A1602	240	1221 x 0.50	2.1	22.9	26.8	0.0817	2384
374A1702	300	1525 x 0.50	2.2	25.4	29.7	0.0654	2964

For this product, please contact :

OMERIN division principale

Zone Industrielle - F 63600 Ambert
Tel. +33 (0)4 73 82 50 00 - Fax +33 (0)4 73 82 50 10
omerin@omerin.com

OMERIN division silisol

BP 87 - ZI du Devey - F 42000 Saint-Étienne
Tel. +33 (0)4 77 81 36 00 - Fax +33 (0)4 77 81 37 00
silisol@omerin.com

www.omerin.com

The information provided in this technical data sheet is indicative and may be modified without prior notice, laying, wiring and electrical conditions and the environment of the cable can not be fully considered in our studies. In some cases, for production purposes, a separating tape may be added between two successive layers. In no way the company OMERIN shall be held responsible for any incidents in the case of inappropriate uses, particularly in the case of wiring conditions that do not respect the good practice and the standards in force. For an optimum use of the cables produced by our company, we recommend testing in real conditions. Our sales department is available for a possible provision of samples, and/or for the conditions of a complete study in our laboratories.

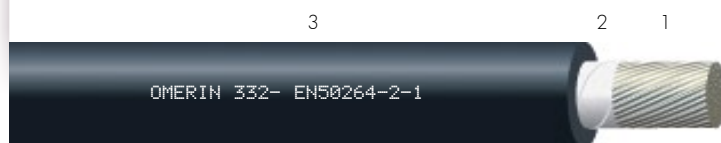
© Registered trademark of the OMERIN Group. Drawings and photos are not contractual. Reproduction is prohibited without the prior agreement of OMERIN.

OMERIN
LES CABLES DE L'EXTREME

VARPREN® RW

EN 50264-2-1 1800V M

Unsheathed cable



- 1 • Tin-plated copper core - class 5 - EN 60228.
- 2 • Separating tape (optional).
- 3 • Fire resistant elastomer - type EI 104 as per EN 50264-2-1.

Characteristics

Thermal

Continuous operating temperature:
-40 °C to +90 °C.

Electrical

Operating voltage: 1.8 kV / 3 kV.
Test voltage: 6.5 kV A.C.

Mechanical

Cut-through resistance: ★★★★★
Resistance to abrasion: ★★★★★
Minimum static internal bending radius:
as per EN 50355 (Table 16)
and EN 50343 (Table 4)

Chemical

Acid and base resistance: ★★★★★
Mineral oil resistance: ★★★★★
Fuel resistance only for class M: ★★★★★

Fire-smoke

Halogen-free (EN 60754-1).
Low toxicity (EN 60754-2).
Low smoke (EN 61034-2).
Flame retardant (EN 60332-1-2, EN 60332-3-24).

Options

Other cross-sections on request.

Standards and approvals

- EN 60228, EN 50264-1, EN 50264-2-1.
- EN 60754-1, EN 60754-2.
- EN 60332-1-2, EN 60332-3-24, EN 61034-2.

Marking

OMERIN 332- EN 50264-2-1 1800V < cross-section > M - batch number - week/year

Item code	Nominal cross-section (mm ²)	Nominal stranding	Nominal wall thickness (mm)	Cable outer diameter (mm)		Maximum linear resistance at 20 °C (Ω/km)	Approx. linear weight (kg/km)
				Mini	Maxi		
374B0202	1.5	30 x 0.25	2.5	6.2	7.3	13.7	63
374B0302	2.5	50 x 0.25	2.5	6.6	7.8	8.21	76
374B0402	4	56 x 0.30	2.5	7.1	8.4	5.09	96
374B0502	6	84 x 0.30	2.5	7.6	8.9	3.39	121
374B0602	10	80 x 0.40	2.5	8.4	9.9	1.95	172
374B0702	16	126 x 0.40	2.5	9.5	11.1	1.24	240
374B0802	25	196 x 0.40	2.5	10.8	12.7	0.795	336
374B0902	35	276 x 0.40	2.5	12.0	14.1	0.565	441
374B1002	50	396 x 0.40	2.5	13.4	15.7	0.393	594
374B1102	70	360 x 0.50	2.5	15.1	17.7	0.277	792
374B1202	95	485 x 0.50	2.7	16.9	19.8	0.210	1052
374B1302	120	608 x 0.50	2.7	18.5	21.7	0.164	1306
374B1402	150	756 x 0.50	2.7	20.0	23.4	0.132	1609
374B1502	185	944 x 0.50	2.7	21.6	25.3	0.1080	1941
374B1602	240	1221 x 0.50	2.7	24.1	28.2	0.0817	2453

For this product, please contact :

OMERIN division principale

Zone Industrielle - F 63600 Ambert
Tel. +33 (0)4 73 82 50 00 - Fax +33 (0)4 73 82 50 10
omerin@omerin.com

OMERIN division silisol

BP 87 - ZI du Devev - F 42000 Saint-Etienne
Tel. +33 (0)4 77 81 36 00 - Fax +33 (0)4 77 81 37 00
silisol@omerin.com

www.omerin.com

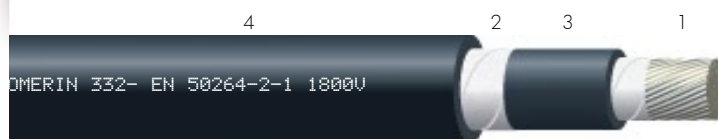
The information provided in this technical data sheet is indicative and may be modified without prior notice, laying, wiring and electrical conditions and the environment of the cable can not be fully considered in our studies. In some cases, for production purposes, a separating tape may be added between two successive layers. In no way the company OMERIN shall be held responsible for any incidents in the case of inappropriate uses, particularly in the case of wiring conditions that do not respect the good practice and the standards in force. For an optimum use of the cables produced by our company, we recommend testing in real conditions. Our sales department is available for a possible provision of samples, and/or for the conditions of a complete study in our laboratories.

© Registered trademark of the OMERIN Group. Drawings and photos are not contractual. Reproduction is prohibited without the prior agreement of OMERIN.

VARPREN® RW

EN 50264-2-1 1800V MM

Sheathed cable



- 1 • Tin-plated copper core - class 5 - EN 60228.
- 2 • Separating tape (optional).
- 3 • Fire resistant elastomer - type EI 104 as per EN 50264-2-1.
- 4 • Fire resistant elastomer - type EM 104 as per EN 50264-2-1.

Characteristics

Thermal

Continuous operating temperature:
-40 °C to +90 °C.

Electrical

Operating voltage: 1.8 kV / 3 kV.
Test voltage: 6.5 kV A.C.

Mechanical

Cut-through resistance: ★★★★★
Resistance to abrasion: ★★★★★
Minimum static internal bending radius:
as per EN 50355 (Table 16)
and EN 50343 (Table 4)

Chemical

Acid and base resistance: ★★★★★
Mineral oil resistance: ★★★★★
Fuel resistance only for class M: ★★★★★

Fire-smoke

Halogen-free (EN 60754-1).
Low toxicity (EN 60754-2).
Low smoke (EN 61034-2).
Flame retardant (EN 60332-1-2, EN 60332-3-24).

Options

Other cross-sections on request.

Standards and approvals

- EN 60228, EN 50264-1, EN 50264-2-1.
- EN 60754-1, EN 60754-2.
- EN 60332-1-2, EN 60332-3-24, EN 61034-2.

Marking

OMERIN 332- EN 50264-2-1 1800V < cross-section > - MM - batch number - week/year

Item code	Nominal cross-section (mm ²)	Nominal stranding	Nominal insulation thickness (mm)	Nominal sheath thickness (mm)	Cable outer diameter (mm)		Maximum linear resistance at 20 °C (Ω/km)	Approx. linear weight (kg/km)
					Mini	Maxi		
374C0202	1.5	30 x 0.25	1.3	1.4	6.7	7.8	13.7	62
374C0302	2.5	50 x 0.25	1.3	1.4	7.1	8.3	8.21	70
374C0402	4	56 x 0.30	1.3	1.4	7.6	8.9	5.09	84
374C0502	6	84 x 0.30	1.3	1.4	8.1	9.5	3.39	105
374C0602	10	80 x 0.40	2.2	1.4	10.6	12.4	1.95	130
374C0702	16	126 x 0.40	2.2	1.4	11.7	13.6	1.24	228
374C0802	25	196 x 0.40	2.2	1.4	13.0	15.2	0.795	302
374C0902	35	276 x 0.40	2.2	1.4	14.2	16.6	0.565	406
374C1002	50	396 x 0.40	2.2	1.4	15.6	18.3	0.393	517
374C1102	70	360 x 0.50	2.2	1.5	17.5	20.5	0.277	678
374C1202	95	485 x 0.50	2.4	1.6	19.6	22.3	0.210	912
374C1302	120	608 x 0.50	2.4	1.6	21.1	24.6	0.164	1176
374C1402	150	756 x 0.50	2.4	1.7	22.7	26.6	0.132	1444
374C1502	185	944 x 0.50	2.4	1.7	24.0	28.1	0.108	1777
374C1602	240	1221 x 0.50	2.4	1.8	27.0	31.6	0.0817	2119

For this product, please contact :

OMERIN division principale

Zone Industrielle - F 63600 Ambert
Tel. +33 (0)4 73 82 50 00 - Fax +33 (0)4 73 82 50 10
omerin@omerin.com

OMERIN division silisol

BP 87 - ZI du Devey - F 42000 Saint-Etienne
Tel. +33 (0)4 77 81 36 00 - Fax +33 (0)4 77 81 37 00
silisol@omerin.com

www.omerin.com

The information provided in this technical data sheet is indicative and may be modified without prior notice, laying, wiring and electrical conditions and the environment of the cable can not be fully considered in our studies. In some cases, for production purposes, a separating tape may be added between two successive layers. In no way the company OMERIN shall be held responsible for any incidents in the case of inappropriate uses, particularly in the case of wiring conditions that do not respect the good practice and the standards in force. For an optimum use of the cables produced by our company, we recommend testing in real conditions. Our sales department is available for a possible provision of samples, and/or for the conditions of a complete study in our laboratories.

© Registered trademark of the OMERIN Group. Drawings and photos are not contractual. Reproduction is prohibited without the prior agreement of OMERIN.

VARPREN® RW

EN 50264-2-1 3600V MM

Sheathed cable



- 1 • Tin-plated copper core - class 5 - EN 60228.
- 2 • Semi-conductive tape.
- 3 • Fire resistant elastomer - type EI 104 as per EN 50264-2-1.
- 4 • Separating tape (optional).
- 5 • Fire resistant elastomer - type EM 104 as per EN 50264-2-1.

Characteristics

Thermal

Continuous operating temperature:
-40 °C to +90 °C.

Electrical

Operating voltage: 3.6 / 6 kV.
Test voltage: 11 kV A.C.

Mechanical

Cut-through resistance: ★★★★★
Resistance to abrasion: ★★★★★
Minimum static internal bending radius:
as per EN 50355 (Table 16)
and EN 50343 (Table 4)

Chemical

Acid and base resistance: ★★★★★
Mineral oil resistance: ★★★★★
Fuel resistance only for class M: ★★★★★

Fire-smoke

Halogen-free (EN 60754-1).
Low toxicity (EN 60754-2).
Low smoke (EN 61034-2).
Flame retardant (EN 60332-1-2, EN 60332-3-24).

Options

Other cross-sections on request.

Standards and approvals

- EN 60228, EN 50264-1, EN 50264-2-1.
- EN 60754-1, EN 60754-2.
- EN 60332-1-2, EN 60332-3-24, EN 61034-2.

Marking

OMERIN 332- EN 50264-2-1 3600V < cross-section > MM - batch number - week /year

Item code	Nominal cross-section (mm ²)	Nominal stranding	Nominal insulation thickness (mm)	Nominal sheath thickness (mm)	Cable outer diameter (mm)		Maximum linear resistance at 20 °C (Ω/km)	Approx. linear weight (kg/km)
					Mini	Maxi		
374D0102	2.5	50 x 0.25	3.0	1.4	10.5	12.3	8.21	156
374D0202	4	56 x 0.30	3.0	1.4	11.0	12.9	5.09	182
374D0302	6	84 x 0.30	3.0	1.4	11.5	13.4	3.39	211
374D0402	10	80 x 0.40	3.0	1.4	12.3	14.4	1.95	274
374D0502	16	126 x 0.40	3.0	1.4	13.3	15.6	1.24	353
374D0602	25	196 x 0.40	3.0	1.4	14.7	17.2	0.795	462
374D0702	35	296 x 0.40	3.0	1.4	15.9	18.6	0.565	578
374D0802	50	396 x 0.40	3.0	1.5	17.5	20.5	0.393	754
374D0902	70	360 x 0.50	3.0	1.5	19.2	22.4	0.277	968
374D1002	95	485 x 0.50	3.0	1.6	20.8	24.3	0.210	1238
374D1102	120	608 x 0.50	3.1	1.7	22.7	26.6	0.164	1536
374D1202	150	756 x 0.50	3.1	1.7	24.2	28.4	0.132	1867
374D1302	185	944 x 0.50	3.2	1.8	26.2	30.7	0.108	2243

For this product, please contact :

OMERIN division principale

Zone Industrielle - F 63600 Ambert
Tel. +33 (0)4 73 82 50 00 - Fax +33 (0)4 73 82 50 10
omerin@omerin.com

OMERIN division silisol

BP 87 - ZI du Devey - F 42000 Saint-Etienne
Tel. +33 (0)4 77 81 36 00 - Fax +33 (0)4 77 81 37 00
silisol@omerin.com

www.omerin.com

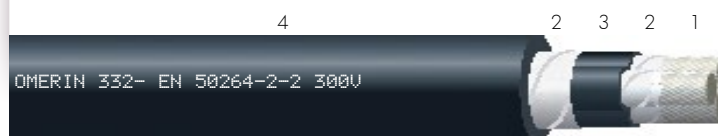
The information provided in this technical data sheet is indicative and may be modified without prior notice, laying, wiring and electrical conditions and the environment of the cable can not be fully considered in our studies. In some cases, for production purposes, a separating tape may be added between two successive layers. In no way the company OMERIN shall be held responsible for any incidents in the case of inappropriate uses, particularly in the case of wiring conditions that do not respect the good practice and the standards in force. For an optimum use of the cables produced by our company, we recommend testing in real conditions. Our sales department is available for a possible provision of samples, and/or for the conditions of a complete study in our laboratories.

© Registered trademark of the OMERIN Group. Drawings and photos are not contractual. Reproduction is prohibited without the prior agreement of OMERIN.

VARPREN® RW

EN 50264-2-2 300V MM

Sheathed cable



Characteristics

Thermal

Continuous operating temperature:
-40 °C to +90 °C.

Electrical

Operating voltage: 300 / 500 V.
Test voltage: 2 kV A.C.

Mechanical

Cut-through resistance: ★★★★★
Resistance to abrasion: ★★★★★
Minimum static internal bending radius:
as per EN 50355 (Table 16)
and EN 50343 (Table 4)

Chemical

Acid and base resistance: ★★★★★
Mineral oil resistance: ★★★★★
Fuel resistance only for class M: ★★★★★

Fire-smoke

Halogen-free (EN 60754-1).
Low toxicity (EN 60754-2).
Low smoke (EN 61034-2).
Flame retardant (EN 60332-1-2, EN 60332-3-24).

Options

Other cross-sections or constructions on request.

Standards and approvals

- EN 60228, EN 50264-1, EN 50264-2-2.
- EN 60754-1, EN 60754-2.
- EN 60332-1-2, EN 60332-3-24, EN 61034-2.

Marking

OMERIN 332- EN 50264-2-2 300V - number of cores x < cross-section > MM - batch number - week/year

Item code	Nominal cross-section (mm ²)	Nominal insulation thickness (mm)	Nominal conductor diameter (mm)	Nominal sheath thickness (mm)	Cable outer diameter (mm)		Approx. linear weight (kg/km)
					Mini	Maxi	
374E0102	2 x 1	0.6	2.6	1.4	7.2	8.5	76
374E0202	4 x 1	0.6	2.6	1.4	8.2	9.6	113
374E0302	7 x 1	0.6	2.6	1.4	9.6	11.2	169
374E0402	9 x 1	0.6	2.6	1.4	11.5	13.4	213
374E0502	12 x 1	0.6	2.6	1.4	12.3	14.4	264
374E0602	19 x 1	0.6	2.6	1.4	14.5	16.6	383
374E0702	24 x 1	0.6	2.6	1.5	16.7	19.6	484
374E0802	32 x 1	0.6	2.6	1.6	18.5	21.7	626
374E0902	37 x 1	0.6	2.6	1.6	19.2	22.4	706
374E1002	40 x 1	0.6	2.6	1.6	19.9	23.3	757
374E1102	4 x 1.5	0.7	3.1	1.4	9.2	10.8	143
374E1202	7 x 1.5	0.7	3.1	1.4	10.9	12.8	212
374E1302	9 x 1.5	0.7	3.1	1.4	13.1	15.3	285
374E1402	12 x 1.5	0.7	3.1	1.4	14.0	16.4	357
374E1502	19 x 1.5	0.7	3.1	1.5	16.5	19.4	534
374E1602	24 x 1.5	0.7	3.1	1.6	19.5	22.8	675
374E1702	32 x 1.5	0.7	3.1	1.7	21.5	25.2	875
374E1802	37 x 1.5	0.7	3.1	1.7	22.4	26.2	990
374E1902	4 x 2.5	0.8	3.6	1.4	10.7	12.5	198
374E2002	7 x 2.5	0.8	3.6	1.4	12.7	14.9	305
374E2102	9 x 2.5	0.8	3.6	1.5	15.6	18.3	414
374E2202	12 x 2.5	0.8	3.6	1.5	16.7	19.6	524
374E2302	19 x 2.5	0.8	3.6	1.6	19.7	23.1	790
374E2402	24 x 2.5	0.8	3.6	1.8	23.5	27.5	1009

For this product, please contact :

OMERIN division principale

Zone Industrielle - F 63600 Ambert
Tel. +33 (0)4 73 82 50 00 - Fax +33 (0)4 73 82 50 10
omerin@omerin.com

OMERIN division silisol

BP 87 - ZI du Devey - F 42000 Saint-Etienne
Tel. +33 (0)4 77 81 36 00 - Fax +33 (0)4 77 81 37 00
silisol@omerin.com

www.omerin.com

The information provided in this technical data sheet is indicative and may be modified without prior notice, laying, wiring and electrical conditions and the environment of the cable can not be fully considered in our studies. In some cases, for production purposes, a separating tape may be added between two successive layers. In no way the company OMERIN shall be held responsible for any incidents in the case of inappropriate uses, particularly in the case of wiring conditions that do not respect the good practice and the standards in force. For an optimum use of the cables produced by our company, we recommend testing in real conditions. Our sales department is available for a possible provision of samples, and/or for the conditions of a complete study in our laboratories.

© Registered trademark of the OMERIN Group. Drawings and photos are not contractual. Reproduction is prohibited without the prior agreement of OMERIN.

VARPREN® RW

EN 50264-2-2 600V MM

Sheathed cable



- 1 • Tin-plated copper core - class 5 - EN 60228.
- 2 • Separating tape (optional).
- 3 • Fire resistant elastomer - type EI 104 as per EN 50264-2-2.
- 4 • Fire resistant elastomer - type EM 104 as per EN 50264-2-2.

Characteristics

Thermal

Continuous operating temperature:
-40 °C to +90 °C.

Electrical

Operating voltage: 0.6 / 1 kV.
Test voltage: 3.5 kV A.C .

Mechanical

Cut-through resistance: ★★★★★
Resistance to abrasion: ★★★★★
Minimum static internal bending radius:
as per EN 50355 (Table 16)
and EN 50343 (Table 4)

Chemical

Acid and base resistance: ★★★★★
Mineral oil resistance: ★★★★★
Fuel resistance only for class M: ★★★★★

Fire-smoke

Halogen-free (EN 60754-1).
Low toxicity (EN 60754-2).
Low smoke (EN 61034-2).
Flame retardant (EN 60332-1-2, EN 60332-3-24).

Options

Other cross-sections or constructions on request.

Standards and approvals

- EN 60228, EN 50264-1, EN 50264-2-2.
- EN 60754-1, EN 60754-2.
- EN 60332-1-2, EN 60332-3-24, EN 61034-2.

Marking

OMERIN 332- EN 50264-2-2 600V number of cores x < cross-section > MM - batch number - week/year

Item code	Nominal cross-section (mm ²)	Nominal insulation thickness (mm)	Nominal conductor diameter (mm)	Nominal sheath thickness (mm)	Cable outer diameter (mm)		Approx. linear weight (kg/km)
					Mini	Maxi	
374F0102	2 x 1.5	0.8	3.3	1.4	8.5	9.9	115
374F0202	3 x 1.5	0.8	3.3	1.4	8.9	10.5	173
374F0302	4 x 1.5	0.8	3.3	1.4	9.7	11.3	251
374F0402	2 x 2.5	0.8	3.6	1.4	9.3	10.9	133
374F0502	3 x 2.5	0.8	3.6	1.4	9.9	11.6	170
374F0602	4 x 2.5	0.8	3.6	1.4	10.7	12.5	210
374F0702	2 x 4	0.8	4.3	1.4	10.3	12.1	173
374F0802	3 x 4	0.8	4.3	1.4	11.0	12.9	228
374F0902	4 x 4	0.8	4.3	1.4	11.9	14.0	285
374F1002	2 x 6	0.9	5.0	1.4	11.8	13.9	229
374F1102	3 x 6	0.9	5.0	1.4	12.5	14.6	306
374F1202	4 x 6	0.9	5.0	1.4	13.7	16.1	387
374F1302	2 x 10	1.1	6.7	1.4	14.3	16.7	349
374F1402	3 x 10	1.1	6.7	1.5	15.3	17.9	484
374F1502	4 x 10	1.1	6.7	1.5	16.9	19.8	617
374F1602	2 x 16	1.1	7.9	1.5	16.5	19.4	496
374F1702	3 x 16	1.1	7.9	1.6	17.8	20.8	694
374F1802	4 x 16	1.1	7.9	1.6	19.6	22.9	889
374F1902	2 x 25	1.3	9.7	1.6	20.1	23.5	728
374F2002	3 x 25	1.3	9.7	1.7	21.6	25.3	1028
374F2102	4 x 25	1.3	9.7	1.8	24.1	28.2	1337
374F2202	2 x 35	1.3	11.0	1.7	22.7	26.6	956
374F2302	3 x 35	1.3	11.0	1.8	24.4	28.6	1357
374F2402	2 x 50	1.5	11.0	1.9	26.7	31.2	1331
374F2502	3 x 50	1.5	13.0	1.9	28.2	33.3	1879

For this product, please contact :

OMERIN division principale

Zone Industrielle - F 63600 Ambert
Tel. +33 (0)4 73 82 50 00 - Fax +33 (0)4 73 82 50 10
omerin@omerin.com

OMERIN division silisol

BP 87 - ZI du Devey - F 42000 Saint-Etienne
Tel. +33 (0)4 77 81 36 00 - Fax +33 (0)4 77 81 37 00
silisol@omerin.com

VARPREN® RW

EN 50264-2-2 300V MM S

Sheathed and screened cable



- 1 • Tin-plated copper core - class 5 - EN 60228.
- 2 • Separating tape (optional).
- 3 • Fire resistant elastomer - type EI 104 as per EN 50264-2-2.
- 4 • Tin-plated copper braid.
- 5 • Fire resistant elastomer - type EM 104 as per EN 50264-2-2.

Characteristics

Thermal

Continuous operating temperature:
-40 °C to +90 °C

Electrical

Operating voltage: 300 / 500 V
Test voltage: 2 kV A.C

Mechanical

Cut-through resistance: ★★★★★
Resistance to abrasion: ★★★★★
Minimum static internal bending radius:
as per EN 50355 (Table 16)
and EN 50343 (Table 4)

Chemical

Acid and base resistance: ★★★★★
Mineral oil resistance: ★★★★★
Fuel resistance only for class M: ★★★★★

Fire-smoke

Halogen-free (EN 60754-1)
Low toxicity (EN 60754-2)
Low smoke (EN 61034-2)
Flame retardant (EN 60332-1-2, EN 60332-3-24)

Options

Other cross-sections or constructions on request

Standards and approvals

- EN 60228, EN 50264-1, EN 50264-2-2.
- EN 60754-1, EN 60754-2.
- EN 60332-1-2, EN 60332-3-24, EN 61034-2.

Marking

OMERIN 332- EN 50264-2-2 300V number of cores x < cross-section > MM S - batch number - week/year

Item code	Nominal cross-section (mm ²)	Nominal insulation thickness (mm)	Nominal conductor diameter (mm)	Nominal sheath thickness (mm)	Cable outer diameter (mm)		Approx. linear weight (kg/km)
					Mini	Maxi	
374G0102	2 x 1	0.6	2.6	1.4	8.1	9.5	85
374G0202	4 x 1	0.6	2.6	1.4	9.0	10.6	123
374G0302	7 x 1	0.6	2.6	1.4	10.4	12.2	179
374G0402	9 x 1	0.6	2.6	1.4	12.5	14.6	224
374G0502	12 x 1	0.6	2.6	1.4	13.3	15.6	276
374G0602	19 x 1	0.6	2.6	1.5	15.7	18.4	406
374G0702	24 x 1	0.6	2.6	1.6	18.1	21.2	510
374G0802	32 x 1	0.6	2.6	1.6	19.7	23.1	644
374G0902	37 x 1	0.6	2.6	1.7	20.7	24.2	735
374G1002	40 x 1	0.6	2.6	1.7	21.4	25.1	787
374G1102	4 x 1.5	0.7	3.1	1.4	10.1	11.8	152
374G1202	7 x 1.5	0.7	3.1	1.4	11.9	14.0	222
374G1302	9 x 1.5	0.7	3.1	1.4	14.1	16.5	298
374G1402	12 x 1.5	0.7	3.1	1.4	15.8	18.5	372
374G1502	19 x 1.5	0.7	3.1	1.5	17.8	20.8	551
374G1602	24 x 1.5	0.7	3.1	1.6	20.7	24.2	693
374G1702	32 x 1.5	0.7	3.1	1.7	22.7	26.6	897
374G1802	37 x 1.5	0.7	3.1	1.7	23.6	27.6	1012
374G1902	4 x 2.5	0.8	3.6	1.4	11.8	13.9	209
374G2002	7 x 2.5	0.8	3.6	1.4	13.7	16.1	316
374G2102	9 x 2.5	0.8	3.6	1.5	16.8	19.7	430
374G2202	12 x 2.5	0.8	3.6	1.5	18.0	21.1	540
374G2302	19 x 2.5	0.8	3.6	1.6	21.1	24.6	808
374G2402	24 x 2.5	0.8	3.6	1.8	24.7	28.9	1031

For this product, please contact :

OMERIN division principale

Zone Industrielle - F 63600 Ambert
Tel. +33 (0)4 73 82 50 00 - Fax +33 (0)4 73 82 50 10
omerin@omerin.com

OMERIN division silisol

BP 87 - ZI du Devev - F 42000 Saint-Etienne
Tel. +33 (0)4 77 81 36 00 - Fax +33 (0)4 77 81 37 00
silisol@omerin.com

www.omerin.com

The information provided in this technical data sheet is indicative and may be modified without prior notice, laying, wiring and electrical conditions and the environment of the cable can not be fully considered in our studies. In some cases, for production purposes, a separating tape may be added between two successive layers. In no way the company OMERIN shall be held responsible for any incidents in the case of inappropriate uses, particularly in the case of wiring conditions that do not respect the good practice and the standards in force. For an optimum use of the cables produced by our company, we recommend testing in real conditions. Our sales department is available for a possible provision of samples, and/or for the conditions of a complete study in our laboratories.

© Registered trademark of the OMERIN Group. Drawings and photos are not contractual. Reproduction is prohibited without the prior agreement of OMERIN.

VARPREN® RW

EN 50264-2-2 600V MM S

Sheathed and screened cable



- 1 • Tin-plated copper core - class 5 - EN 60228.
- 2 • Separating tape (optional).
- 3 • Fire resistant elastomer - type EI 104 as per EN 50264-2-2.
- 4 • Tin-plated copper braid.
- 5 • Fire resistant elastomer - type EM 104 as per EN 50264-2-2.

Characteristics

Thermal

Continuous operating temperature:
-40 °C to +90 °C.

Electrical

Operating voltage: 0.6 / 1 kV.
Test voltage: 3.5 kV A.C.

Mechanical

Cut-through resistance: ★★★★★
Resistance to abrasion: ★★★★★
Minimum static internal bending radius:
as per EN 50355 (Table 16)
and EN 50343 (Table 4)

Chemical

Acid and base resistance: ★★★★★
Mineral oil resistance: ★★★★★
Fuel resistance only for class M: ★★★★★

Fire-smoke

Halogen-free (EN 60754-1).
Low toxicity (EN 60754-2).
Low smoke (EN 61034-2).
Flame retardant (EN 60332-1-2, EN 60332-3-24).

Options

Other cross-sections or constructions on request.

Standards and approvals

- EN 60228, EN 50264-1, EN 50264-2-2.
- EN 60754-1, EN 60754-2.
- EN 60332-1-2, EN 60332-3-24, EN 61034-2.

Marking

OMERIN 332- EN 50264-2-2 600V number of cores x < cross-section > MM S - batch number - week/year

Item code	Nominal cross-section (mm ²)	Nominal insulation thickness (mm)	Nominal conductor diameter (mm)	Nominal sheath thickness (mm)	Cable outer diameter (mm)		Approx. linear weight (kg/km)
					Mini	Maxi	
374H0102	2 x 1.5	0.8	3.3	1.4	9.3	10.9	111
374H0202	3 x 1.5	0.8	3.3	1.4	9.8	11.4	138
374H0302	4 x 1.5	0.8	3.3	1.4	10.5	12.3	168
374H0402	2 x 2.5	0.8	3.6	1.4	10.2	11.9	138
374H0502	3 x 2.5	0.8	3.6	1.4	10.7	12.5	176
374H0602	4 x 2.5	0.8	3.6	1.4	11.8	13.9	216
374H0702	2 x 4	0.8	4.3	1.4	11.5	13.4	179
374H0802	3 x 4	0.8	4.3	1.4	12.0	14.1	233
374H0902	4 x 4	0.8	4.3	1.4	13.1	15.3	290
374H1002	2 x 6	0.9	5.0	1.4	12.9	15.1	235
374H1102	3 x 6	0.9	5.0	1.4	13.6	16.0	311
374H1202	4 x 6	0.9	5.0	1.4	14.9	17.4	394
374H1302	2 x 10	1.1	6.7	1.5	15.5	18.2	365
374H1402	3 x 10	1.1	6.7	1.5	16.7	19.6	492
374H1502	4 x 10	1.1	6.7	1.6	18.4	21.6	634
374H1602	2 x 16	1.1	7.9	1.5	17.9	20.9	503
374H1702	3 x 16	1.1	7.9	1.6	19.1	22.3	702
374H1802	4 x 16	1.1	7.9	1.7	21.1	24.6	908
374H1902	2 x 25	1.3	9.7	1.7	21.6	25.3	746
374H2002	3 x 25	1.3	9.7	1.7	22.9	26.8	1038
374H2102	4 x 25	1.3	9.7	1.8	25.6	29.9	1348
374H2202	2 x 35	1.3	11.0	1.8	24.4	28.6	979
374H2302	3 x 35	1.3	11.0	1.8	26.0	30.5	1368
374H2402	2 x 50	1.5	11.0	1.9	28.2	33.0	1342
374H2502	3 x 50	1.5	13.0	2.0	30.3	35.4	1906

For this product, please contact :

OMERIN division principale

Zone Industrielle - F 63600 Ambert
Tel. +33 (0)4 73 82 50 00 - Fax +33 (0)4 73 82 50 10
omerin@omerin.com

OMERIN division silisol

BP 87 - ZI du Devey - F 42000 Saint-Etienne
Tel. +33 (0)4 77 81 36 00 - Fax +33 (0)4 77 81 37 00
silisol@omerin.com

www.omerin.com


The information provided in this technical data sheet is indicative and may be modified without prior notice, laying, wiring and electrical conditions and the environment of the cable can not be fully considered in our studies. In some cases, for production purposes, a separating tape may be added between two successive layers. In no way the company OMERIN shall be held responsible for any incidents in the case of inappropriate uses, particularly in the case of wiring conditions that do not respect the good practice and the standards in force. For an optimum use of the cables produced by our company, we recommend testing in real conditions. Our sales department is available for a possible provision of samples, and/or for the conditions of a complete study in our laboratories.

© Registered trademark of the OMERIN Group. Drawings and photos are not contractual. Reproduction is prohibited without the prior agreement of OMERIN.

VARPREN® RW

EN 50264-2-1 600V MM S

Sheathed and screened cable



Characteristics

Thermal

Continuous operating temperature:
-40 °C to +90 °C.

Electrical

Operating voltage: 0.6 / 1 kV.
Test voltage: 3.5 kV A.C.

Mechanical

Cut-through resistance: ★★★★★
Resistance to abrasion: ★★★★★
Minimum static internal bending radius:
as per EN 50355 (Table 16)
and EN 50343 (Table 4)

Chemical

Acid and base resistance: ★★★★★
Mineral oil resistance: ★★★★★
Fuel resistance only for class M: ★★★★★

Fire-smoke
Halogen-free (EN 60754-1).
Low toxicity (EN 60754-2).
Low smoke (EN 61034-2).
Flame retardant (EN 60332-1-2, EN 60332-3-24).

Options

Other cross-sections on request.

Standards and approvals

- EN 60228, EN 50264-1, EN 50264-2-1.
- EN 60754-1, EN 60754-2.
- EN 60332-1-2, EN 60332-3-24, EN 61034-2.

Marking

OMERIN 332- EN 50264-2-1 600V < cross-section > MM S - batch number - week/year

Item code	Nominal cross-section (mm ²)	Nominal stranding	Nominal conductor diameter (mm)	Cable outer diameter (mm)		Maximum linear resistance at 20 °C (Ω/km)	Approx. linear weight (kg/km)
				Mini	Maxi		
379O0102	1	32 x 0.20	3.0	6.0	7.0	20	72
379O0202	1.5	30 x 0.25	3.3	6.2	7.2	13.7	81
379O0302	2.5	50 x 0.25	3.6	6.6	7.6	8.21	95
379O0402	4	56 x 0.30	4.3	7.3	8.3	5.09	119
379O0502	6	84 x 0.30	5.0	8.1	9.1	3.39	154
379O0602	10	80 x 0.40	6.7	9.8	10.8	1.95	224
379O0702	16	126 x 0.40	7.9	11.1	12.3	1.24	306
379O0802	25	196 x 0.40	9.7	13.0	14.2	0.795	445
379O0902	35	276 x 0.40	11.0	14.3	15.5	0.565	562
379O1002	50	396 x 0.40	13.0	16.5	17.7	0.393	748
379O1102	70	360 x 0.50	14.7	18.4	19.7	0.277	978
379O1202	95	485 x 0.50	16.6	20.5	21.8	0.210	1261
379O1302	120	608 x 0.50	19.0	22.9	24.2	0.164	1577
379O1402	150	756 x 0.50	22.4	26.7	28.1	0.132	1978
379O1502	185	944 x 0.50	24.0	28.3	29.7	0.108	2334

This product is a cable EN 50264-2-1 600V M screened and sheathed.
It is not described in EN 50264-1 and EN 50264-2-1 standards.

For this product, please contact :

OMERIN division principale

Zone Industrielle - F 63600 Ambert
Tel. +33 (0)4 73 82 50 00 - Fax +33 (0)4 73 82 50 10
omerin@omerin.com

OMERIN division silisol

BP 87 - ZI du Devey - F 42000 Saint-Etienne
Tel. +33 (0)4 77 81 36 00 - Fax +33 (0)4 77 81 37 00
silisol@omerin.com

www.omerin.com


The information provided in this technical data sheet is indicative and may be modified without prior notice, laying, wiring and electrical conditions and the environment of the cable can not be fully considered in our studies. In some cases, for production purposes, a separating tape may be added between two successive layers. In no way the company OMERIN shall be held responsible for any incidents in the case of inappropriate uses, particularly in the case of wiring conditions that do not respect the good practice and the standards in force. For an optimum use of the cables produced by our company, we recommend testing in real conditions. Our sales department is available for a possible provision of samples, and/or for the conditions of a complete study in our laboratories.

© Registered trademark of the OMERIN Group. Drawings and photos are not contractual. Reproduction is prohibited without the prior agreement of OMERIN.

VARPREN® RW

EN 50264-2-1 1800V MM S

Sheathed and screened cable



Characteristics

Thermal

Continuous operating temperature:
-40 °C to +90 °C.

Electrical

Operating voltage: 1.8 / 3 kV.
Test voltage: 6.5 kV A.C.

Mechanical

Cut-through resistance: ★★★★★
Resistance to abrasion: ★★★★★
Minimum static internal bending radius:
as per EN 50355 (Table 16)
and EN 50343 (Table 4)

Chemical

Acid and base resistance: ★★★★★
Mineral oil resistance: ★★★★★
Fuel resistance only for class M: ★★★★★

Fire-smoke

Halogen-free (EN 60754-1).
Low toxicity (EN 60754-2).
Low smoke (EN 61034-2).
Flame retardant (EN 60332-1-2, EN 60332-3-24).

Options

Other cross-sections on request.

Standards and approvals

- EN 60228, EN 50264-1, EN 50264-2-1.
- EN 60754-1, EN 60754-2.
- EN 60332-1-2, EN 60332-3-24, EN 61034-2.

Marking

OMERIN 332- EN 50264-2-1 1800V < cross-section > MM S - batch number - week/year

Item code	Nominal cross-section (mm ²)	Nominal stranding	Nominal conductor diameter (mm)	Cable outer diameter (mm)		Maximum linear resistance at 20 °C (Ω/km)	Approx. linear weight (kg/km)
				Mini	Maxi		
379P0102	1	32 x 0.20	6.4	9.5	10.6	20	92
379P0202	1.5	30 x 0.25	6.7	9.8	11.0	13.7	102
379P0302	2.5	50 x 0.25	7.0	10.1	11.4	8.21	117
379P0402	4	56 x 0.30	7.7	10.7	12.1	5.09	142
379P0502	6	84 x 0.30	8.2	11.4	12.8	3.39	175
379P0602	10	80 x 0.40	9.5	12.7	14.5	1.95	293
379P0702	16	126 x 0.40	10.7	14.0	15.9	1.24	382
379P0802	25	196 x 0.40	12.1	15.6	17.8	0.795	517
379P0902	35	276 x 0.40	13.4	16.9	19.3	0.565	640
379P1002	50	396 x 0.40	15.0	18.5	21.2	0.393	815
379P1102	70	360 x 0.50	16.7	20.4	23.4	0.277	1051
379P1202	95	485 x 0.50	18.8	22.7	25.4	0.210	1352
379P1302	120	608 x 0.50	21.2	25.3	28.8	0.164	1680
379P1402	150	756 x 0.50	24.0	28.3	32.2	0.132	2050
379P1502	185	944 x 0.50	25.6	29.9	34.0	0.108	2410

This product is a cable EN 50264-2-1 1800V M screened
It is not described in EN 50264-1 and EN 50264-2-1 standards.

For this product, please contact :

OMERIN division principale

Zone Industrielle - F 63600 Ambert
Tel. +33 (0)4 73 82 50 00 - Fax +33 (0)4 73 82 50 10
omerin@omerin.com

OMERIN division silisol

BP 87 - ZI du Devey - F 42000 Saint-Etienne
Tel. +33 (0)4 77 81 36 00 - Fax +33 (0)4 77 81 37 00
silisol@omerin.com

www.omerin.com


The information provided in this technical data sheet is indicative and may be modified without prior notice, laying, wiring and electrical conditions and the environment of the cable can not be fully considered in our studies. In some cases, for production purposes, a separating tape may be added between two successive layers. In no way the company OMERIN shall be held responsible for any incidents in the case of inappropriate uses, particularly in the case of wiring conditions that do not respect the good practice and the standards in force. For an optimum use of the cables produced by our company, we recommend testing in real conditions. Our sales department is available for a possible provision of samples, and/or for the conditions of a complete study in our laboratories.

© Registered trademark of the OMERIN Group. Drawings and photos are not contractual. Reproduction is prohibited without the prior agreement of OMERIN.

VARPREN® RW

EN 50264-2-1 3600V MM S

Sheathed and screened cable



Characteristics

Thermal

Continuous operating temperature:
-40 °C to +90 °C.

Electrical

Operating voltage: 3.6 / 6 kV.
Test voltage: 11 kV A.C.

Mechanical

Cut-through resistance: ★★★★★
Resistance to abrasion: ★★★★★
Minimum static internal bending radius:
as per EN 50355 (Table 16)
and EN 50343 (Table 4)

Chemical

Acid and base resistance: ★★★★★
Mineral oil resistance: ★★★★★
Fuel resistance only for class M: ★★★★★

Fire-smoke

Halogen-free (EN 60754-1).
Low toxicity (EN 60754-2).
Low smoke (EN 61034-2).
Flame retardant (EN 60332-1-2, EN 60332-3-24).

Options

Other cross-sections or constructions on request.

- 1 • Tin-plated copper core - class 5 - EN 60228.
- 2 • Semi-conductive tape.
- 3 • Fire resistant elastomer - type EI 104 as per EN 50264-2-1.
- 4 • Separating tape (optional).
- 5 • Tin-plated copper braid.
- 6 • Fire resistant elastomer - type EM 104 as per EN 50264-2-1.

Standards and approvals

- EN 60228, EN 50264-1, EN 50264-2-1.
- EN 60754-1, EN 60754-2.
- EN 60332-1-2, EN 60332-3-24, EN 61034-2.

Marking

OMERIN 332- EN 50264-2-1 3600V < cross-section > MM S - batch number - week/year

Item code	Nominal cross-section (mm ²)	Nominal stranding	Nominal conductor diameter (mm)	Cable outer diameter (mm)		Maximum linear resistance at 20 °C (Ω/km)	Approx. linear weight (kg/km)
				Mini	Maxi		
379Q0102	2.5	50 x 0.25	8.0	11.2	12.4	8.21	216
379Q0202	4	56 x 0.30	8.7	11.8	13.1	5.09	246
379Q0302	6	84 x 0.30	9.2	12.4	13.8	3.39	279
379Q0402	10	80 x 0.40	10.5	13.7	15.5	1.95	350
379Q0502	16	126 x 0.40	11.7	15.0	16.9	1.24	444
379Q0602	25	196 x 0.40	13.1	16.6	18.8	0.795	588
379Q0702	35	276 x 0.40	14.4	17.9	20.3	0.565	715
379Q0802	50	396 x 0.40	16.0	19.5	22.2	0.393	896
379Q0902	70	360 x 0.50	17.7	21.4	23.4	0.277	1140
379Q1002	95	485 x 0.50	19.4	23.3	26.0	0.210	1425
379Q1102	120	608 x 0.50	22.0	26.1	29.6	0.164	1775
379Q1202	150	756 x 0.50	24.8	29.1	33.0	0.132	2155
379Q1302	185	944 x 0.50	26.6	30.9	35.0	0.108	2537

This product is a cable EN 50264-2-1 3600V MM screened.
It is not described in EN 50264-1 and EN 50264-2-1 standards.

For this product, please contact :

OMERIN division principale

Zone Industrielle - F 63600 Ambert
Tel. +33 (0)4 73 82 50 00 - Fax +33 (0)4 73 82 50 10
omerin@omerin.com

OMERIN division silisol

BP 87 - ZI du Devey - F 42000 Saint-Etienne
Tel. +33 (0)4 77 81 36 00 - Fax +33 (0)4 77 81 37 00
silisol@omerin.com

www.omerin.com

omerin
LES CABLES DE L'EXTREME

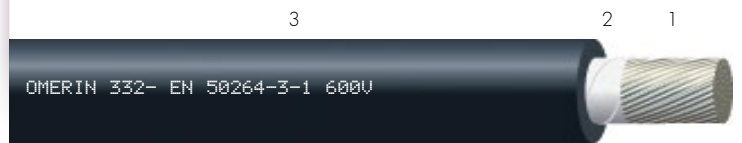
The information provided in this technical data sheet is indicative and may be modified without prior notice, laying, wiring and electrical conditions and the environment of the cable can not be fully considered in our studies. In some cases, for production purposes, a separating tape may be added between two successive layers. In no way the company OMERIN shall be held responsible for any incidents in the case of inappropriate uses, particularly in the case of wiring conditions that do not respect the good practice and the standards in force. For an optimum use of the cables produced by our company, we recommend testing in real conditions. Our sales department is available for a possible provision of samples, and/or for the conditions of a complete study in our laboratories.

© Registered trademark of the OMERIN Group. Drawings and photos are not contractual. Reproduction is prohibited without the prior agreement of OMERIN.

VARPREN® RW

EN 50264-3-1 600V M

Unsheathed cable



- 1 • Tin-plated copper core - class 5 - EN 60228.
- 2 • Separating tape (optional).
- 3 • Fire resistant elastomer - type EI 109 as per EN 50264-3-1.

Characteristics

Thermal

Continuous operating temperature:
-40 °C to +90 °C.

Electrical

Operating voltage: 0.6 / 1 kV.
Test voltage: 3.5 kV A.C.

Mechanical

Cut-through resistance: ★★★★★
Resistance to abrasion: ★★★★★
Minimum static internal bending radius:
as per EN 50355 (Table 16)
and EN 50343 (Table 4)

Chemical

Acid and base resistance: ★★★★★
Mineral oil resistance: ★★★★★
Fuel resistance only for class M: ★★★★★

Fire-smoke

Halogen-free (EN 60754-1).
Low toxicity (EN 60754-2).
Low smoke (EN 61034-2).
Flame retardant (EN 60332-1-2, EN 60332-3-24).
Fire-smoke protection (EN 45545-2, NFPA 130).

Options

Other cross-sections on request.

Standards and approvals

- EN 60228, EN 50264-1, EN 50264-3-1.
- EN 60754-1, EN 60754-2.
- EN 60332-1-2, EN 60332-3-24, EN 61034-2.

Marking

OMERIN 332- EN 50264-3-1 600V < cross-section > M - batch number - week/year

Item code	Nominal cross-section (mm ²)	Nominal stranding	Nominal wall thickness (mm)	Cable outer diameter (mm)		Maximum linear resistance at 20 °C (Ω/km)	Approx. linear weight (kg/km)
				Mini	Maxi		
374I0302	1	32 x 0.20	0.6	2.4	2.8	20	15
374I0402	1.5	30 x 0.25	0.7	2.8	3.3	13.7	22
374I0202	2.5	50 x 0.25	0.7	3.2	3.8	8.21	33
374I0502	4	56 x 0.30	0.7	3.8	4.4	5.09	46
374I0602	6	84 x 0.30	0.7	4.2	5.0	3.39	67
374I0102	10	80 x 0.40	0.7	5.1	5.9	1.95	106
374I0702	16	126 x 0.40	0.7	6.1	7.2	1.24	165
374I0802	25	196 x 0.40	0.9	7.8	9.1	0.795	258
374I0902	35	276 x 0.40	0.9	9.0	10.6	0.565	353
374I1002	50	396 x 0.40	1.0	10.6	12.4	0.393	499
374I1102	70	360 x 0.50	1.1	12.5	14.6	0.277	695
374I1202	95	485 x 0.50	1.1	13.9	16.3	0.210	927
374I1302	120	608 x 0.50	1.2	15.7	18.4	0.164	1146
374I1402	150	756 x 0.50	1.4	17.6	20.6	0.132	1470
374I1502	185	944 x 0.50	1.6	19.6	22.9	0.108	1766
374I1602	240	1221 x 0.50	1.7	22.2	26.0	0.0817	2330
374I1702	300	1525 x 0.50	1.8	24.6	28.8	0.0654	2909

For this product, please contact :

OMERIN division principale

Zone Industrielle - F 63600 Ambert
Tel. +33 (0)4 73 82 50 00 - Fax +33 (0)4 73 82 50 10
omerin@omerin.com

OMERIN division silisol

BP 87 - ZI du Devey - F 42000 Saint-Etienne
Tel. +33 (0)4 77 81 36 00 - Fax +33 (0)4 77 81 37 00
silisol@omerin.com

www.omerin.com

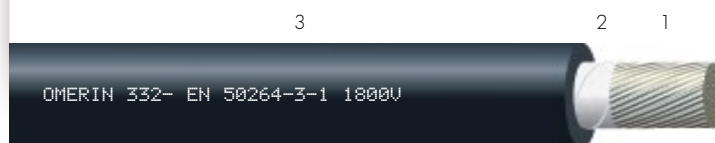
The information provided in this technical data sheet is indicative and may be modified without prior notice, laying, wiring and electrical conditions and the environment of the cable can not be fully considered in our studies. In some cases, for production purposes, a separating tape may be added between two successive layers. In no way the company OMERIN shall be held responsible for any incidents in the case of inappropriate uses, particularly in the case of wiring conditions that do not respect the good practice and the standards in force. For an optimum use of the cables produced by our company, we recommend testing in real conditions. Our sales department is available for a possible provision of samples, and/or for the conditions of a complete study in our laboratories.

© Registered trademark of the OMERIN Group. Drawings and photos are not contractual. Reproduction is prohibited without the prior agreement of OMERIN.

VARPREN® RW

EN 50264-3-1 1800V M

Unsheathed cable



- 1 • Tin-plated copper core - class 5 - EN 60228.
- 2 • Separating tape (optional).
- 3 • Fire resistant elastomer - type EI 109 as per EN 50264-3-1.

Characteristics

Thermal

Continuous operating temperature:
-40 °C to +90 °C.

Electrical

Operating voltage: 1.8 kV / 3 kV.
Test voltage: 6.5 kV A.C.

Mechanical

Cut-through resistance: ★★★★★
Resistance to abrasion: ★★★★★
Minimum static internal bending radius:
as per EN 50355 (Table 16)
and EN 50343 (Table 4)

Chemical

Acid and base resistance: ★★★★★
Mineral oil resistance: ★★★★★
Fuel resistance only for class M: ★★★★★

Fire-smoke

Halogen-free (EN 60754-1).
Low toxicity (EN 60754-2).
Low smoke (EN 61034-2).
Flame retardant (EN 60332-1-2, EN 60332-3-24).
Fire-smoke protection (EN 45545-2, NFPA 130).

Options

Other cross-sections on request.

Standards and approvals

- EN 60228, EN 50264-1, EN 50264-3-1.
- EN 60754-1, EN 60754-2.
- EN 60332-1-2, EN 60332-3-24, EN 61034-2.

Marking

OMERIN 332- EN 50264-3-1 1800V < cross-section > M - batch number - week/year

Item code	Nominal cross-section (mm ²)	Nominal stranding	Nominal wall thickness (mm)	Cable outer diameter (mm)		Maximum linear resistance at 20 °C (Ω/km)	Approx. linear weight (kg/km)
				Mini	Maxi		
374J0102	1.5	30 x 0.25	2.0	5.3	6.2	13.7	49
374J0202	2.5	50 x 0.25	2.0	5.7	6.7	8.21	63
374J0302	4	56 x 0.30	2.0	6.2	7.3	5.09	77
374J0402	6	84 x 0.30	2.0	6.7	7.8	3.39	105
374J0502	10	80 x 0.40	2.0	7.5	8.8	1.95	151
374J0602	16	126 x 0.40	2.0	8.6	10.0	1.24	216
374J0702	25	196 x 0.40	2.0	9.9	11.6	0.795	312
374J0802	35	276 x 0.40	2.0	11.1	13.0	0.565	411
374J0902	50	396 x 0.40	2.0	12.5	14.6	0.393	560
374J1002	70	360 x 0.50	2.0	14.2	16.6	0.277	754
374J1102	95	485 x 0.50	2.2	16.0	18.7	0.210	1013
374J1202	120	608 x 0.50	2.2	17.6	20.6	0.164	1234
374J1302	150	756 x 0.50	2.2	19.1	22.3	0.132	1559
374J1402	185	944 x 0.50	2.4	20.9	24.4	0.108	1853
374J1502	240	1221 x 0.50	2.4	23.7	27.5	0.0817	2415
374J1602	300	1525 x 0.50	2.4	25.6	30.1	0.0654	2957

For this product, please contact :

OMERIN division principale

Zone Industrielle - F 63600 Ambert
Tel. +33 (0)4 73 82 50 00 - Fax +33 (0)4 73 82 50 10
omerin@omerin.com

OMERIN division silisol

BP 87 - ZI du Devev - F 42000 Saint-Etienne
Tel. +33 (0)4 77 81 36 00 - Fax +33 (0)4 77 81 37 00
silisol@omerin.com

www.omerin.com

The information provided in this technical data sheet is indicative and may be modified without prior notice, laying, wiring and electrical conditions and the environment of the cable can not be fully considered in our studies. In some cases, for production purposes, a separating tape may be added between two successive layers. In no way the company OMERIN shall be held responsible for any incidents in the case of inappropriate uses, particularly in the case of wiring conditions that do not respect the good practice and the standards in force. For an optimum use of the cables produced by our company, we recommend testing in real conditions. Our sales department is available for a possible provision of samples, and/or for the conditions of a complete study in our laboratories.

© Registered trademark of the OMERIN Group. Drawings and photos are not contractual. Reproduction is prohibited without the prior agreement of OMERIN.

VARPREN® RW

EN 50264-3-1 1800V MM

Sheathed cable



- 1 • Tin-plated copper core - class 5 - EN 60228.
- 2 • Separating tape (optional).
- 3 • Fire resistant elastomer - type EI 109 as per EN 50264-3-1.
- 4 • Fire resistant elastomer - type EM 104 as per EN 50264-3-1.

Characteristics

Thermal

Continuous operating temperature:
-40 °C to +90 °C.

Electrical

Operating voltage: 1.8 kV / 3 kV.
Test voltage: 6.5 kV A.C.

Mechanical

Cut-through resistance: ★★★★★
Resistance to abrasion: ★★★★★
Minimum static internal bending radius:
as per EN 50355 (Table 16)
and EN 50343 (Table 4)

Chemical

Acid and base resistance: ★★★★★
Mineral oil resistance: ★★★★★
Fuel resistance only for class M: ★★★★★

Fire-smoke

Halogen-free (EN 60754-1).
Low toxicity (EN 60754-2).
Low smoke (EN 61034-2).
Flame retardant (EN 60332-1-2, EN 60332-3-24).

Options

Other cross-sections on request.

Standards and approvals

- EN 60228, EN 50264-1, EN 50264-3-1.
- EN 60754-1, EN 60754-2.
- EN 60332-1-2, EN 60332-3-24, EN 61034-2.

Marking

OMERIN 332- EN 50264-3-1 1800V < cross-section > MM - batch number - week/year

Item code	Nominal cross-section (mm ²)	Nominal stranding	Nominal insulation thickness (mm)	Nominal sheath thickness (mm)	Cable outer diameter (mm)		Maximum linear resistance at 20 °C (Ω/km)	Approx. linear weight (kg/km)
					Mini	Maxi		
374K0602	1.5	30 x 0.25	1.3	0.8	5.7	6.7	13.7	54
374K0702	2.5	50 x 0.25	1.3	0.8	6.0	7.0	8.21	74
374K0802	4	56 x 0.30	1.3	0.8	6.5	7.6	5.09	95
374K0902	6	84 x 0.30	1.3	0.8	7.0	8.1	3.39	119
374K0202	10	80 x 0.40	1.5	0.8	8.2	9.6	1.95	179
374K1002	16	126 x 0.40	1.5	0.8	9.2	10.8	1.24	252
374K1102	25	196 x 0.40	1.8	1.0	11.5	13.4	0.795	382
374K1202	35	276 x 0.40	1.8	1.0	12.7	14.9	0.565	491
374K1302	50	396 x 0.40	1.8	1.0	14.1	16.5	0.393	649
374K0302	70	360 x 0.50	1.8	1.0	15.8	18.5	0.277	857
374K0402	95	485 x 0.50	2.2	1.0	18.0	21.0	0.210	1145
374K0502	120	608 x 0.50	2.2	1.0	19.6	22.9	0.164	1409
374K1402	150	756 x 0.50	2.2	1.2	21.4	25.1	0.132	1756
374K1502	185	944 x 0.50	2.4	1.2	23.4	27.4	0.108	2124
374K1602	240	1221 x 0.50	2.4	1.2	25.9	30.3	0.0817	1575
374K1702	300	1525 x 0.50	2.4	1.2	28.1	32.9	0.0654	1939

For this product, please contact :

OMERIN division principale

Zone Industrielle - F 63600 Ambert
Tel. +33 (0)4 73 82 50 00 - Fax +33 (0)4 73 82 50 10
omerin@omerin.com

OMERIN division silisol

BP 87 - ZI du Devey - F 42000 Saint-Etienne
Tel. +33 (0)4 77 81 36 00 - Fax +33 (0)4 77 81 37 00
silisol@omerin.com

www.omerin.com


The information provided in this technical data sheet is indicative and may be modified without prior notice, laying, wiring and electrical conditions and the environment of the cable can not be fully considered in our studies. In some cases, for production purposes, a separating tape may be added between two successive layers. In no way the company OMERIN shall be held responsible for any incidents in the case of inappropriate uses, particularly in the case of wiring conditions that do not respect the good practice and the standards in force. For an optimum use of the cables produced by our company, we recommend testing in real conditions. Our sales department is available for a possible provision of samples, and/or for the conditions of a complete study in our laboratories.

© Registered trademark of the OMERIN Group. Drawings and photos are not contractual. Reproduction is prohibited without the prior agreement of OMERIN.

VARPREN® RW

EN 50264-3-1 3600V MM

Sheathed cable



- 1 • Tin-plated copper core - class 5 - EN 60228.
- 2 • Semi-conductive tape.
- 3 • Fire resistant elastomer - type EI 109 as per EN 50264-3-1.
- 4 • Separating tape (optional).
- 5 • Fire resistant elastomer - type EM 104 as per EN 50264-3-1.

Characteristics

Thermal

Continuous operating temperature:
-40 °C to +90 °C.

Electrical

Operating voltage: 3.6 / 6 kV.
Test voltage: 11 kV A.C.

Mechanical

Cut-through resistance: ★★★★★
Resistance to abrasion: ★★★★★
Minimum static internal bending radius:
as per EN 50355 (Table 16)
and EN 50343 (Table 4)

Chemical

Acid and base resistance: ★★★★★
Mineral oil resistance: ★★★★★
Fuel resistance only for class M: ★★★★★

Fire-smoke

Halogen-free (EN 60754-1).
Low toxicity (EN 60754-2).
Low smoke (EN 61034-2).
Flame retardant (EN 60332-1-2, EN 60332-3-24).
Fire smoke protection (EN 45545-2).

Options

Other cross-sections on request.

Standards and approvals

- EN 60228, EN 50264-1, EN 50264-3-1.
- EN 60754-1, EN 60754-2.
- EN 60332-1-2, EN 60332-3-24, EN 61034-2.

Marking

OMERIN 332- EN 50264-3-1 3600V < cross-section > MM - batch number - week/year

Item code	Nominal cross-section (mm ²)	Nominal stranding	Nominal insulation thickness (mm)	Nominal sheath thickness (mm)	Cable outer diameter (mm)		Maximum linear resistance at 20 °C (Ω/km)	Approx. linear weight (kg/km)
					Mini	Maxi		
374L0102	2.5	50 x 0.25	2.6	0.8	8.6	10.1	8.21	113
374L0302	4	56 x 0.30	2.6	0.8	9.1	10.7	5.09	137
374L0402	6	84 x 0.30	2.6	0.8	9.6	11.2	3.39	164
374L0502	10	80 x 0.40	2.6	0.8	10.4	12.2	1.95	221
374L0602	16	126 x 0.40	2.6	0.8	11.5	13.4	1.24	294
374L0702	25	196 x 0.40	2.9	1.0	13.7	16.1	0.795	432
374L0802	35	276 x 0.40	2.9	1.0	14.9	17.5	0.565	546
374L0902	50	396 x 0.40	2.9	1.0	16.4	19.1	0.393	709
374L1002	70	360 x 0.50	2.9	1.0	18.0	21.1	0.277	920
374L1102	95	485 x 0.50	2.9	1.0	19.5	22.8	0.210	1174
374L1202	120	608 x 0.50	2.9	1.2	21.4	25.1	0.164	1465
374L1302	150	756 x 0.50	2.9	1.2	22.9	26.8	0.132	1788
374L1402	185	944 x 0.50	3.2	1.2	25.1	29.4	0.108	2172
374L0202	240	1221 x 0.50	3.4	1.4	28.3	33.1	0.0817	2758
374L1502	300	1525 x 0.50	3.4	1.4	30.6	35.8	0.0654	3364

For this product, please contact :

OMERIN division principale

Zone Industrielle - F 63600 Ambert
Tel. +33 (0)4 73 82 50 00 - Fax +33 (0)4 73 82 50 10
omerin@omerin.com

OMERIN division silisol

BP 87 - ZI du Devev - F 42000 Saint-Etienne
Tel. +33 (0)4 77 81 36 00 - Fax +33 (0)4 77 81 37 00
silisol@omerin.com

www.omerin.com

The information provided in this technical data sheet is indicative and may be modified without prior notice, laying, wiring and electrical conditions and the environment of the cable can not be fully considered in our studies. In some cases, for production purposes, a separating tape may be added between two successive layers. In no way the company OMERIN shall be held responsible for any incidents in the case of inappropriate uses, particularly in the case of wiring conditions that do not respect the good practice and the standards in force. For an optimum use of the cables produced by our company, we recommend testing in real conditions. Our sales department is available for a possible provision of samples, and/or for the conditions of a complete study in our laboratories.

© Registered trademark of the OMERIN Group. Drawings and photos are not contractual. Reproduction is prohibited without the prior agreement of OMERIN.

VARPREN® RW

EN 50264-3-2 300V MM

Sheathed cable



- 1 • Tin-plated copper core - class 5 - EN 60228.
- 2 • Separating tape (optional).
- 3 • Fire resistant elastomer - type EI 109 as per EN 50264-3-2.
- 4 • Fire resistant elastomer - type EM 104 as per EN 50264-3-2.

Characteristics

Thermal

Continuous operating temperature:
-40 °C to +90 °C.

Electrical

Operating voltage: 300 / 500 V.
Test voltage: 2 kV A.C.

Mechanical

Cut-through resistance: ★★★★★
Resistance to abrasion: ★★★★★
Minimum static internal bending radius:
as per EN 50355 (Table 16)
and EN 50343 (Table 4)

Chemical

Acid and base resistance: ★★★★★☆
Mineral oil resistance: ★★★★★☆
Fuel resistance only for class M: ★★★★★☆

Fire-smoke

Halogen-free (EN 60754-1).
Low toxicity (EN 60754-2).
Low smoke (EN 61034-2).
Flame retardant (EN 60332-1-2, EN 60332-3-24).
Fire-smoke protection (EN 45545-2, NFPA 130).

Options

Other cross-sections or constructions on request.

Standards and approvals

- EN 60228, EN 50264-1, EN 50264-3-2.
- EN 60754-1, EN 60754-2.
- EN 60332-1-2, EN 60332-3-24, EN 61034-2.

Marking

OMERIN 332- EN 50264-3-2 300V number of cores < cross-section > MM - batch number - week/year

Item code	Nominal cross-section (mm ²)	Nominal insulation thickness (mm)	Nominal conductor diameter (mm)	Nominal sheath thickness (mm)	Cable outer diameter (mm)		Approx. linear weight (kg/km)
					Mini	Maxi	
374M0102	2 x 1	0.4	2.2	0.6	5.3	6.2	40
374M0202	4 x 1	0.4	2.2	0.6	6.1	7.2	68
374M0302	7 x 1	0.4	2.2	0.6	7.5	8.7	114
374M0402	9 x 1	0.4	2.2	0.6	9.1	10.6	145
374M0502	12 x 1	0.4	2.2	0.6	9.8	11.5	185
374M0602	19 x 1	0.4	2.2	0.7	11.7	13.7	286
374M0702	24 x 1	0.4	2.2	0.7	14.1	16.5	371
374M0802	32 x 1	0.4	2.2	0.7	15.5	18.2	479
374M0902	37 x 1	0.4	2.2	0.8	16.1	18.9	546
374M1002	40 x 1	0.4	2.2	1.0	16.7	19.6	587
374M1102	4 x 1.5	0.5	2.7	1.0	7.3	8.6	98
374M1202	7 x 1.5	0.5	2.7	1.0	8.7	10.2	156
374M1302	9 x 1.5	0.5	2.7	1.0	10.9	12.7	212
374M1402	12 x 1.5	0.5	2.7	0.7	11.8	13.8	273
374M1502	19 x 1.5	0.5	2.7	0.7	14.2	16.6	427
374M1602	24 x 1.5	0.5	2.7	0.8	16.6	19.5	534
374M1702	32 x 1.5	0.5	2.7	0.8	18.7	21.9	713
374M1802	37 x 1.5	0.5	2.7	1.0	19.5	22.8	811
374M1902	4 x 2.5	0.5	3.1	1.0	8.3	9.8	140
374M2002	7 x 2.5	0.5	3.1	1.2	10.2	11.9	232
374M2102	9 x 2.5	0.5	3.1	1.2	12.9	15.1	319
374M2202	12 x 2.5	0.5	3.1	0.7	13.9	16.3	410
374M2302	19 x 2.5	0.5	3.1	0.8	16.3	19.1	623
374M2402	24 x 2.5	0.5	3.1	1.0	19.6	22.9	800

For this product, please contact :

OMERIN division principale

Zone Industrielle - F 63600 Ambert
Tel. +33 (0)4 73 82 50 00 - Fax +33 (0)4 73 82 50 10
omerin@omerin.com

OMERIN division silisol

BP 87 - ZI du Devey - F 42000 Saint-Etienne
Tel. +33 (0)4 77 81 36 00 - Fax +33 (0)4 77 81 37 00
silisol@omerin.com

www.omerin.com

The information provided in this technical data sheet is indicative and may be modified without prior notice, laying, wiring and electrical conditions and the environment of the cable can not be fully considered in our studies. In some cases, for production purposes, a separating tape may be added between two successive layers. In no way the company OMERIN shall be held responsible for any incidents in the case of inappropriate uses, particularly in the case of wiring conditions that do not respect the good practice and the standards in force. For an optimum use of the cables produced by our company, we recommend testing in real conditions. Our sales department is available for a possible provision of samples, and/or for the conditions of a complete study in our laboratories.

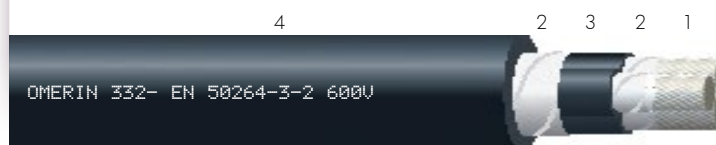
© Registered trademark of the OMERIN Group. Drawings and photos are not contractual. Reproduction is prohibited without the prior agreement of OMERIN.

VARPREN® RW

EN 50264-3-2 600V MM

Sheathed cable

STANDARD POWER CABLES - EN 50264-2 / EN 50264-3



- 1 • Tin-plated copper core - class 5 - EN 60228.
- 2 • Separating tape (optional).
- 3 • Fire resistant elastomer - type EI 109 as per EN 50264-3-2.
- 4 • Fire resistant elastomer - type EM 104 as per EN 50264-3-2.

Characteristics

Thermal
Continuous operating temperature:
-40 °C to +90 °C.

Electrical
Operating voltage: 0.6 / 1 kV.
Test voltage: 3.5 kV A.C.

Mechanical
Cut-through resistance: ★★★★★
Resistance to abrasion: ★★★★★
Minimum static internal bending radius:
as per EN 50355 (Table 16)
and EN 50343 (Table 4)

Chemical
Acid and base resistance: ★★★★★
Mineral oil resistance: ★★★★★
Fuel resistance only for class M: ★★★★★

Fire-smoke
Halogen-free (EN 60754-1).
Low toxicity (EN 60754-2).
Low smoke (EN 61034-2).
Flame retardant (EN 60332-1-2, EN 60332-3-24).
Fire-smoke protection (EN 45545-2, NFPA 130).

Options
Other cross-sections or constructions on request.

Standards and approvals

- EN 60228, EN 50264-1, EN 50264-3-2.
- EN 60754-1, EN 60754-2.
- EN 60332-1-2, EN 60332-3-24, EN 61034-2.

Marking

OMERIN 332- EN 50264-3-2 600V < cross-section > MM - batch number - week/year

Item code	Nominal cross-section (mm ²)	Nominal insulation thickness (mm)	Nominal conductor diameter (mm)	Nominal sheath thickness (mm)	Cable outer diameter (mm)		Approx. linear weight (kg/km)
					Mini	Maxi	
374N0302	2 x 1.5	0.7	3.1	0.7	7.2	9.0	77
374N1202	3 x 1.5	0.7	3.1	0.7	7.7	9.5	131
374N1902	4 x 1.5	0.7	3.1	0.7	8.5	10.5	204
374N0402	2 x 2.5	0.7	3.5	0.7	8.0	10.0	91
374N0102	3 x 2.5	0.7	3.5	0.7	8.5	10.5	124
374N2002	4 x 2.5	0.7	3.5	0.7	9.4	11.6	158
374N5002	2 x 4	0.7	4.0	0.7	9.1	11.3	127
374N1302	3 x 4	0.7	4.0	0.7	9.7	12.0	176
374N2102	4 x 4	0.7	4.0	0.8	10.9	13.4	231
374N7602	2 x 6	0.7	4.6	0.8	10.1	12.4	175
374N5702	3 x 6	0.7	4.6	0.8	10.7	13.2	244
374N2202	4 x 6	0.7	4.6	1.0	12.2	14.9	327
374N7702	2 x 10	0.7	5.8	1.0	12.5	15.4	279
374N0202	3 x 10	0.7	5.8	1.0	13.3	16.5	390
374N2302	4 x 10	0.7	5.8	1.0	14.7	18.2	503
374N7802	2 x 16	0.7	7.0	1.0	14.9	18.4	407
374N7902	3 x 16	0.7	7.0	1.0	16.0	19.6	576
374N8002	4 x 16	0.7	7.0	1.2	18.0	22.1	766
374N8102	2 x 25	0.9	8.8	1.2	18.7	23.0	630
374N1602	3 x 25	0.9	8.8	1.2	20.0	24.7	895
374N2502	4 x 25	0.9	8.8	1.2	22.6	27.6	1187
374N8202	2 x 35	0.9	10.2	1.2	21.2	25.9	835
374N8302	3 x 35	0.9	10.2	1.2	23	28.2	1196
374N8402	2 x 50	1.0	11.9	1.4	25.1	30.7	1175
374N8502	3 x 50	1.0	11.9	1.4	26.3	32.2	1684

For this product, please contact :

OMERIN division principale
Zone Industrielle - F 63600 Ambert
Tel. +33 (0)4 73 82 50 00 - Fax +33 (0)4 73 82 50 10
omerin@omerin.com

OMERIN division silisol
BP 87 - ZI du Devey - F 42000 Saint-Etienne
Tel. +33 (0)4 77 81 36 00 - Fax +33 (0)4 77 81 37 00
silisol@omerin.com

www.omerin.com

The information provided in this technical data sheet is indicative and may be modified without prior notice, laying, wiring and electrical conditions and the environment of the cable can not be fully considered in our studies. In some cases, for production purposes, a separating tape may be added between two successive layers. In no way the company OMERIN shall be held responsible for any incidents in the case of inappropriate uses, particularly in the case of wiring conditions that do not respect the good practice and the standards in force. For an optimum use of the cables produced by our company, we recommend testing in real conditions. Our sales department is available for a possible provision of samples, and/or for the conditions of a complete study in our laboratories.

© Registered trademark of the OMERIN Group. Drawings and photos are not contractual. Reproduction is prohibited without the prior agreement of OMERIN.

VARPREN® RW

EN 50264-3-2 300V MM S

Sheathed and screened cable



- 1 • Tin-plated copper core - class 5 - EN 60228.
- 2 • Separating tape (optional).
- 3 • Fire resistant elastomer - type EI 109 as per EN 50264-3-2.
- 4 • Tin-plated copper braid.
- 5 • Fire resistant elastomer - type EM 104 as per EN 50264-3-2.

Characteristics

Thermal

Continuous operating temperature:
-40 °C to +90 °C.

Electrical

Operating voltage: 300 / 500 V.
Test voltage: 2 kV A.C.

Mechanical

Cut-through resistance: ★★★★★
Resistance to abrasion: ★★★★★
Minimum static internal bending radius:
as per EN 50355 (Table 16)
and EN 50343 (Table 4)

Chemical

Acid and base resistance: ★★★★★
Mineral oil resistance: ★★★★★
Fuel resistance only for class M: ★★★★★

Fire-smoke

Halogen-free (EN 60754-1).
Low toxicity (EN 60754-2).
Low smoke (EN 61034-2);
Flame retardant (EN 60332-1-2, EN 60332-3-24).

Options

Other cross-sections or constructions on request.

Standards and approvals

- EN 60228, EN 50264-1, EN 50264-3-2.
- EN 60754-1, EN 60754-2.
- EN 60332-1-2, EN 60332-3-24, EN 61034-2.

Marking

OMERIN 332- EN 50264-3-2 300V number of cores < cross-section > MM S - batch number - week/year

Item code	Nominal cross-section (mm ²)	Nominal insulation thickness (mm)	Nominal conductor diameter (mm)	Nominal sheath thickness (mm)	Cable outer diameter (mm)		Approx. linear weight (kg/km)
					Mini	Maxi	
374O1502	2 x 1	0.4	2.2	0.6	6.0	7.4	67
374O1602	4 x 1	0.4	2.2	0.7	7.0	8.6	103
374O1702	7 x 1	0.4	2.2	0.7	8.2	10.0	152
374O1802	9 x 1	0.4	2.2	0.8	10.1	12.1	204
374O1902	12 x 1	0.4	2.2	0.8	10.8	13.0	250
374O1002	19 x 1	0.4	2.2	1.0	12.9	15.5	369
374O1102	24 x 1	0.4	2.2	1.0	15.1	18.1	480
374O1202	32 x 1	0.4	2.2	1.0	16.4	19.8	600
374O2002	37 x 1	0.4	2.2	1.0	17.1	20.6	672
374O2102	40 x 1	0.4	2.2	1.2	18.1	21.7	737
374O1402	4 x 1.5	0.5	2.7	0.7	8.1	9.7	138
374O2202	7 x 1.5	0.5	2.7	0.8	9.6	11.4	208
374O0602	9 x 1.5	0.5	2.7	0.7	12.3	14.3	290
374O2302	12 x 1.5	0.5	2.7	1.0	13.2	15.4	357
374O2402	19 x 1.5	0.5	2.7	1.0	15.4	18.0	538
374O2502	24 x 1.5	0.5	2.7	1.0	18.3	21.3	684
374O2602	32 x 1.5	0.5	2.7	1.2	20.0	23.4	859
374O2702	37 x 1.5	0.5	2.7	1.2	20.8	24.2	964
374O2802	4 x 2.5	0.5	3.1	1.2	9.0	10.6	185
374O2902	7 x 2.5	0.5	3.1	0.7	11.0	12.8	299
374O3002	9 x 2.5	0.5	3.1	0.8	13.7	15.7	393
374O3102	12 x 2.5	0.5	3.1	1.0	14.9	17.1	515
374O3202	19 x 2.5	0.5	3.1	1.0	17.6	20.2	764
374O3302	24 x 2.5	0.5	3.1	1.2	20.5	23.5	949

For this product, please contact :

OMERIN division principale

Zone Industrielle - F 63600 Ambert
Tel. +33 (0)4 73 82 50 00 - Fax +33 (0)4 73 82 50 10
omerin@omerin.com

OMERIN division silisol

BP 87 - ZI du Devey - F 42000 Saint-Etienne
Tel. +33 (0)4 77 81 36 00 - Fax +33 (0)4 77 81 37 00
silisol@omerin.com

www.omerin.com

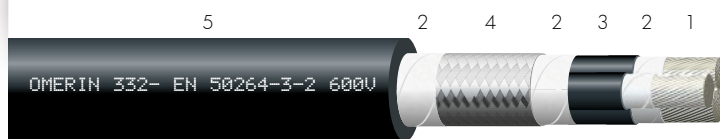
The information provided in this technical data sheet is indicative and may be modified without prior notice, laying, wiring and electrical conditions and the environment of the cable can not be fully considered in our studies. In some cases, for production purposes, a separating tape may be added between two successive layers. In no way the company OMERIN shall be held responsible for any incidents in the case of inappropriate uses, particularly in the case of wiring conditions that do not respect the good practice and the standards in force. For an optimum use of the cables produced by our company, we recommend testing in real conditions. Our sales department is available for a possible provision of samples, and/or for the conditions of a complete study in our laboratories.

© Registered trademark of the OMERIN Group. Drawings and photos are not contractual. Reproduction is prohibited without the prior agreement of OMERIN.

VARPREN® RW

EN 50264-3-2 600V MM S

Sheathed and screened cable



- 1 • Tin-plated copper core - class 5 - EN 60228.
- 2 • Separating tape (optional).
- 3 • Fire resistant elastomer - type EI 109 as per EN 50264-3-2.
- 4 • Tin-plated copper braid.
- 5 • Fire resistant elastomer - type EM 104 as per EN 50264-3-2.

Characteristics

Thermal

Continuous operating temperature:
-40 °C to +90 °C.

Electrical

Operating voltage: 0.6 / 1 kV.
Test voltage: 3.5 kV A.C.

Mechanical

Cut-through resistance: ★★★★★
Resistance to abrasion: ★★★★★
Minimum static internal bending radius:
as per EN 50355 (Table 16)
and EN 50343 (Table 4)

Chemical

Acid and base resistance: ★★★★★
Mineral oil resistance: ★★★★★
Fuel resistance only for class M: ★★★★★

Fire-smoke

Halogen-free (EN 60754-1).
Low toxicity (EN 60754-2).
Low smoke (EN 61034-2).
Flame retardant (EN 60332-1-2, EN 60332-3-24).

Options

Other cross-sections or constructions on request.

Standards and approvals

- EN 60228, EN 50264-1, EN 50264-3-2.
- EN 60754-1, EN 60754-2.
- EN 60332-1-2, EN 60332-3-24, EN 61034-2.

Marking

OMERIN 332- EN 50264-3-2 600V number of cores < cross-section > MM S - batch number - week/year

Item code	Nominal cross-section (mm ²)	Nominal insulation thickness (mm)	Nominal conductor diameter (mm)	Nominal sheath thickness (mm)	Cable outer diameter (mm)		Approx. linear weight (kg/km)
					Mini	Maxi	
374P0302	2 x 1.5	0.7	3.1	0.7	7.8	9.4	103
374P0802	3 x 1.5	0.7	3.1	0.7	8.3	9.9	129
374P0502	4 x 1.5	0.7	3.1	0.7	9.2	10.6	157
374P0402	2 x 2.5	0.7	3.5	0.7	8.4	10.7	132
374P0702	3 x 2.5	0.7	3.5	0.7	8.5	11.7	169
374P1802	4 x 2.5	0.7	3.5	0.8	10.5	12.1	93
374P1902	2 x 4	0.7	4.0	0.8	9.1	11.7	172
374P0102	3 x 4	0.7	4.0	0.8	9.4	12.7	230
374P0202	4 x 4	0.7	4.0	0.8	11.1	13.1	286
374P1202	2 x 6	0.7	4.6	0.8	10.4	13.5	233
374P2002	3 x 6	0.7	4.6	0.8	10.8	14.6	307
374P0902	4 x 6	0.7	4.6	1.0	12.6	15.9	399
374P1302	2 x 10	0.7	5.8	1.0	12.9	17.0	353
374P2102	3 x 10	0.7	5.8	1.0	13.6	18.5	494
374P2202	4 x 10	0.7	5.8	1.0	16.3	18.8	619
374P2302	2 x 16	0.7	7.0	1.0	15.4	19.8	520
374P1002	3 x 16	0.7	7.0	1.2	16.3	21.8	717
374P2402	4 x 16	0.7	7.0	1.2	18.8	23.0	906
374P2502	2 x 25	0.9	8.8	1.2	19.0	24.2	772
374P2602	3 x 25	0.9	8.8	1.2	19.5	26.5	1049
374P2702	4 x 25	0.9	8.8	1.4	24.3	27.3	1400
374P2802	2 x 35	0.9	10.2	1.4	21.7	27.8	1057
374P2902	3 x 35	0.9	10.2	1.4	22.9	29.9	1436
374P3002	2 x 50	1.0	11.2	1.4	24.8	32.0	1407
374P3102	3 x 50	1.0	12.0	1.6	28.1	33.2	1966

* Sections not specified by the standard EN 50264-3-2 600V MM S.

For this product, please contact :

OMERIN division principale

Zone Industrielle - F 63600 Ambert
Tel. +33 (0)4 73 82 50 00 - Fax +33 (0)4 73 82 50 10
omerin@omerin.com

OMERIN division silisol

BP 87 - ZI du Devey - F 42000 Saint-Etienne
Tel. +33 (0)4 77 81 36 00 - Fax +33 (0)4 77 81 37 00
silisol@omerin.com

www.omerin.com

The information provided in this technical data sheet is indicative and may be modified without prior notice, laying, wiring and electrical conditions and the environment of the cable can not be fully considered in our studies. In some cases, for production purposes, a separating tape may be added between two successive layers. In no way the company OMERIN shall be held responsible for any incidents in the case of inappropriate uses, particularly in the case of wiring conditions that do not respect the good practice and the standards in force. For an optimum use of the cables produced by our company, we recommend testing in real conditions. Our sales department is available for a possible provision of samples, and/or for the conditions of a complete study in our laboratories.

© Registered trademark of the OMERIN Group. Drawings and photos are not contractual. Reproduction is prohibited without the prior agreement of OMERIN.



HIGH TEMPERATURE POWER CABLES EN 50382-2

FT No.	PRODUCT REFERENCE	PAGE
5300	HIGH TEMPERATURE POWER CABLES – EN 50382-2	37
5301	SILICABLE® RW EN 50382-2 1800V F 120 °C	38
5302	SILICABLE® RW EN 50382-2 1800V F 150 °C	39
5303	SILICABLE® RW EN 50382-2 3600V F 120 °C	40
5304	SILICABLE® RW EN 50382-2 3600V F 150 °C	41
5305	SILICABLE® RW EN 50382-2 1800V FF 120 °C	42
5306	SILICABLE® RW EN 50382-2 1800V FF 150 °C	43
5307	SILICABLE® RW EN 50382-2 3600V FF 150 °C	44
5308	SILICABLE® RW EN 50382-2 3600V FF 120 °C	45
5309	SILICABLE® RW EN 50382-2 3600V FXZ 120 °C	46
5310	SILICABLE® RW EN 50382-2 3600V FXZ 150 °C	47
5311	SILICABLE® RW EN 50382-2 1800V FF S 120 °C	48
5312	SILICABLE® RW EN 50382-2 3600V FF S 120 °C	49
5313	SILICABLE® RW EN 50382-2 3600V FFXZ S 120 °C	50

CABLE SOLUTIONS
FOR ROLLING STOCK

HIGH TEMPERATURE POWER CABLES

EN 50382-2

FT No.	OMERIN reference	Single or multicore type	Core insulation type	Core insulation thickness	Screened by a tin-plated copper braid	Outer sheath type	Operating temperature (°C)	Operating voltage (V)	IRM902 Mineral Oil Resistant	IRM 903 Fuel Resistant	Halogen-free Low Smoke	Application
				Standard								
5301	SILICABLE RW EN 50382-2 1800V F 120 °C	Single core	EI 111	✓			120	1800	✓		✓	High temperature power cables with special fire performance for traction and power circuits.
5302	SILICABLE RW EN 50382-2 1800V F 150 °C	Single core	EI 111	✓			150	1800	✓		✓	High temperature power cables with special fire performance for traction and power circuits.
5303	SILICABLE RW EN 50382-2 3600V F 120 °C	Single core	EI 111	✓			120	3600	✓		✓	High temperature power cables with special fire performance for traction and power circuits.
5304	SILICABLE RW EN 50382-2 3600V F 150 °C	Single core	EI 111	✓			150	3600	✓		✓	High temperature power cables with special fire performance for traction and power circuits.
5305	SILICABLE RW EN 50382-2 1800V FF 120 °C	Single core	EI 111	✓		EM 106	120	1800	✓		✓	High temperature power cables with special fire performance for traction and power circuits, with protective outer sheath and flexible class 5 tin-plated copper core.
5306	SILICABLE RW EN 50382-2 1800V FF 150 °C	Single core	EI 111	✓		EM 107	150	1800	✓		✓	High temperature power cables with special fire performance for traction and power circuits, with protective outer sheath and flexible class 5 bare copper core.
5307	SILICABLE RW EN 50382-2 3600V FF 150 °C	Single core	EI 111	✓		EM 107	150	3600	✓		✓	High temperature power cables with special fire performance for traction and power circuits, with protective outer sheath and flexible class 5 bare copper core.
5308	SILICABLE RW EN 50382-2 3600V FF 120 °C	Single core	EI 111	✓		EM 106	120	3600	✓		✓	High temperature power cables with special fire performance for traction and power circuits, with protective outer sheath and flexible class 5 bare copper core.
5309	SILICABLE RW EN 50382-2 3600V FXZ 120 °C	Single core	EI 111	✓			120	3600	✓		✓	High temperature power cables with special fire performance for traction and power circuits, with synthetic reinforcing braid within the insulation and extra flexible class 6 tin-plated copper core.
5310	SILICABLE RW EN 50382-2 3600V FXZ 150 °C	Single core	EI 111	✓			150	3600	✓		✓	High temperature power cables with special fire performance for traction and power circuits, with synthetic reinforcing braid within the insulation and extra flexible class 6 tin-plated copper core.

www.omerin.com

omerin
LES CABLES DE L'EXTREME

The information provided in this technical data sheet is indicative and may be modified without prior notice, laying, wiring and electrical conditions and the environment of the cable can not be fully considered in our studies. In some cases, for production purposes, a separating tape may be added between two successive layers. In no way the company OMERIN shall be held responsible for any incidents in the case of inappropriate uses, particularly in the case of wiring conditions that do not respect the good practice and the standards in force. For an optimum use of the cables produced by our company, we recommend testing in real conditions. Our sales department is available for a possible provision of samples, and/or for the conditions of a complete study in our laboratories.


© Registered trademark of the OMERIN Group. Drawings and photos are not contractual. Reproduction is prohibited without the prior agreement of OMERIN.

FT No.	OMERIN reference	Single or multicore type	Core insulation type	Core insulation thickness	Screened by a tin-plated copper braid	Outer sheath type	Operating temperature (°C)	Operating voltage (V)	IRM902 Mineral Oil Resistant	IRM 903 Fuel Resistant	Halogen-free Low Smoke	Application	
				Standard									
5311	SILICABLE RW EN 50382-2 1800V FF S 120 °C	Single core	EI 111	✓	✓	EM 107	120	1800	✓			✓	High temperature power cables with special fire performance for traction and power circuits, with synthetic reinforcing braid within the insulation and extra flexible class 5 tin-plated copper core.
5312	SILICABLE RW EN 50382-2 3600V FF S 120 °C	Single core	EI 111	✓	✓	EMI 107	120	3600	✓			✓	High temperature power cables with special fire performance for traction and power circuits, with synthetic reinforcing braid within the insulation, tin-plated copper braid screen and extra flexible class 6 tin-plated copper core.
5313	SILICABLE RW EN 50382-2 3600V FFXZS 120 °C	Single core	EI 111	✓	✓	EM 107	120	3600	✓			✓	High temperature power cables with special fire performance for traction and power circuits, with synthetic reinforcing braid within the insulation and extra flexible class 5 tin-plated copper core.

SILICABLE® RW

EN 50382-2 1800V F 120 °C

Unsheathed cable

HIGH TEMPERATURE POWERCABLES
EN 50382-2

- 1 • Flexible tin-plated copper core - class 5 - EN 60228.
- 2 • Separating tape (optional).
- 3 • Silicone rubber with high mechanical properties - type EI 111 as per EN 50382-1.

Characteristics

Thermal

Continuous operating temperature:
-40 °C to +120 °C.

Electrical

Operating voltage: 1.8 / 3 kV.
Test voltage: 6.5 kV A.C.

Mechanical

Resistance to alternate bending: ★★★★★
Resistance to abrasion: ★★★★★
Minimum static internal bending radius
(EN 50355): 3xD.

Chemical

Acid and base resistance: ★★★★★
Mineral oil resistance: ★★★★★

Fire-smoke

Halogen-free (EN 60754-1).
Low toxicity (EN 60754-2).
Low smoke (EN 61034-2).
Flame retardant (EN 60332-1-2, EN 60332-3-24).
Fire-smoke protection (EN 45545-2, NFPA 130).

Options

Cable with synthetic reinforcing braid.

Ref: SILICABLE® RW EN 50382-2 1800V FZ 120 °C.
Temperature 150 °C authorized for CuSn.

Standards and approvals

- EN 60228, EN 50382-1, EN 50382-2.
- EN 60754-1, EN 60754-2.
- EN 60332-1-2, EN 60332-3-24, EN 61034-2.

Marking

OMERIN 369- EN 50382-2 1800V 1x < cross-section > F 120 °C - batch number - week/year

Item code	Nominal cross-section (mm ²)	Nominal stranding	Nominal wall thickness (mm)	Cable outer diameter (mm)		Maximum linear resistance at 20 °C (Ω/km)	Approx. linear weight (kg/km)
				Mini	Maxi		
A0821005	1.5	30 x 0.25	2.5	6.3	7.3	13.7	60
A0821006	2.5	50 x 0.25	2.5	6.7	7.8	8.21	70
A0821007	4	56 x 0.30	2.5	7.2	8.4	5.09	90
A0821008	6	84 x 0.30	2.5	7.7	9	3.39	115
A0821009	10	80 x 0.40	2.5	8.5	10	1.95	160
A0821010	16	126 x 0.40	2.5	9.6	11.2	1.24	230
A0821003	25	196 x 0.40	2.5	10.9	12.7	0.795	320
A0821011	35	276 x 0.40	2.5	12.1	14.1	0.565	420
A0821012	50	396 x 0.40	2.5	13.5	15.8	0.393	570
A0821004	70	360 x 0.50	2.5	15.2	17.8	0.277	770
A0821002	95	485 x 0.50	2.7	17	19.9	0.210	1030
A0821013	120	608 x 0.50	2.7	18.6	21.7	0.164	1270
A0821014	150	756 x 0.50	2.7	20.1	23.5	0.132	1560
A0821001	185	944 x 0.50	2.7	21.7	25.4	0.108	1900
A0821015	240	1221 x 0.50	2.7	24.1	28.2	0.0817	2410
A0821016	300	1525 x 0.50	2.7	26.4	30.9	0.0654	2970
A0821017	400	2037 x 0.50	2.9	29.9	34.9	0.0495	3900

If textile braid, maximal diameter should be increased by 0.8 mm.

For this product, please contact :

OMERIN division principale

Zone Industrielle - F 63600 Ambert
Tel. +33 (0)4 73 82 50 00 - Fax +33 (0)4 73 82 50 10
omerin@omerin.com


OMERIN division silisol

BP 87 - ZI du Devey - F 42000 Saint-Etienne
Tel. +33 (0)4 77 81 36 00 - Fax +33 (0)4 77 81 37 00
silisol@omerin.com

www.omerin.com

The information provided in this technical data sheet is indicative and may be modified without prior notice, laying, wiring and electrical conditions and the environment of the cable can not be fully considered in our studies. In some cases, for production purposes, a separating tape may be added between two successive layers. In no way the company OMERIN shall be held responsible for any incidents in the case of inappropriate uses, particularly in the case of wiring conditions that do not respect the good practice and the standards in force. For an optimum use of the cables produced by our company, we recommend testing in real conditions. Our sales department is available for a possible provision of samples, and/or for the conditions of a complete study in our laboratories.

© Registered trademark of the OMERIN Group. Drawings and photos are not contractual. Reproduction is prohibited without the prior agreement of OMERIN.

CABLE SOLUTIONS
FOR ROLLING STOCK**SILICABLE® RW**
EN 50382-2 1800V F 150 °C
Unsheathed cableHIGH TEMPERATURE POWERCABLES
EN 50382-2

- 1 • Flexible tin-plated copper core - class 5 - EN 60228.
- 2 • Separating tape (optional).
- 3 • Silicone rubber with high mechanical properties - type EI 111 as per EN 50382-1.

Characteristics**Thermal**

Continuous operating temperature:
-40 °C to +150 °C.

Electrical

Operating voltage: 1.8 / 3 kV.
Test voltage: 6.5 kV A.C.

Mechanical

Resistance to alternate bending: ★★★★★☆
Resistance to abrasion: ★★★★★☆
Minimum static internal bending radius
(EN 50355): 3xD.

Chemical

Acid and base resistance: ★★★★★☆
Mineral oil resistance: ★★★★★☆

Fire-smoke

Halogen-free (EN 60754-1).
Low toxicity (EN 60754-2).
Low smoke (EN 61034-2).
Flame retardant (EN 60332-1-2, EN 60332-3-24).
Fire-smoke protection (EN 45545-2).

Options

Cable with synthetic reinforcing braid.

Ref: SILICABLE® RW EN 50382-2 1800V FZ 150 °C.
Flexible red copper core - class 5 - EN 60228.

Standards and approvals

- EN 60228, EN 50382-1, EN 50382-2.
- EN 60754-1, EN 60754-2.
- EN 60332-1-2, EN 60332-3-24, EN 61034-2.

Marking

OMERIN 369- EN 50382-2 1800V 1x < cross-section > F 150 °C - batch number - week/year

Item code	Nominal cross-section (mm ²)	Nominal stranding	Nominal wall thickness (mm)	Cable outer diameter (mm)		Maximum linear resistance at 20 °C (Ω/km)	Approx. linear weight (kg/km)
				Mini	Maxi		
A0822005	1.5	30 x 0.25	2.5	6.3	7.3	13.3	60
A0822006	2.5	50 x 0.25	2.5	6.7	7.8	7.98	70
A0822023	4	56 x 0.30	2.5	7.2	8.4	4.95	90
A0822007	6	84 x 0.30	2.5	7.7	9	3.30	115
A0822010	10	80 x 0.40	2.5	8.5	10	1.91	160
A0822011	16	126 x 0.40	2.5	9.6	11.2	1.21	230
A0822012	25	196 x 0.40	2.5	10.9	12.7	0.78	320
A0822013	35	276 x 0.40	2.5	12.1	14.1	0.554	420
A0822014	50	396 x 0.40	2.5	13.5	15.8	0.386	570
A0822015	70	360 x 0.50	2.5	15.2	17.8	0.272	770
A0822016	95	485 x 0.50	2.7	17	19.9	0.206	1030
A0822017	120	608 x 0.50	2.7	18.6	21.7	0.161	1270
A0822018	150	756 x 0.50	2.7	20.1	23.5	0.129	1560
A0822019	185	944 x 0.50	2.7	21.7	25.4	0.106	1900
A0822020	240	1221 x 0.50	2.7	24.1	28.2	0.0801	2410
A0822021	300	1525 x 0.50	2.7	26.4	30.9	0.0641	2970
A0822022	400	2037 x 0.50	2.9	29.9	34.9	0.0486	3900

If textile braid, maximal diameter should be increased by 0.8 mm.

For this product, please contact :

OMERIN division principale

Zone Industrielle - F 63600 Ambert

Tel. +33 (0)4 73 82 50 00 - Fax +33 (0)4 73 82 50 10

omerin@omerin.com

OMERIN division silisol

BP 87 - ZI du Devey - F 42000 Saint-Etienne

Tel. +33 (0)4 77 81 36 00 - Fax +33 (0)4 77 81 37 00


silisol@omerin.com

www.omerin.com

The information provided in this technical data sheet is indicative and may be modified without prior notice, laying, wiring and electrical conditions and the environment of the cable can not be fully considered in our studies. In some cases, for production purposes, a separating tape may be added between two successive layers. In no way the company OMERIN shall be held responsible for any incidents in the case of inappropriate uses, particularly in the case of wiring conditions that do not respect the good practice and the standards in force. For an optimum use of the cables produced by our company, we recommend testing in real conditions. Our sales department is available for a possible provision of samples, and/or for the conditions of a complete study in our laboratories.

© Registered trademark of the OMERIN Group. Drawings and photos are not contractual. Reproduction is prohibited without the prior agreement of OMERIN.

OMERIN
LES CABLES DE L'EXTREME

CABLE SOLUTIONS
FOR ROLLING STOCK**SILICABLE® RW**
EN 50382-2 3600V F 120°C
Unsheathed cableHIGH TEMPERATURE POWERCABLES
EN 50382-2

- 1 • Flexible tin-plated copper core - class 5 - EN 60228.
- 2 • Separating tape (optional).
- 3 • Silicone rubber with high mechanical properties - type EI 111 as per EN 50382-1.

Characteristics**Thermal**

Continuous operating temperature:
-40 °C to +120 °C.

Electrical

Operating voltage: 3.6 / 6 kV.
Test voltage: 11 kV A.C.

Mechanical

Resistance to alternate bending: ★★★★★☆
Resistance to abrasion: ★★★★★☆
Minimum static internal bending radius
(EN 50355): 3xD.

Chemical

Acid and base resistance: ★★★★★☆
Mineral oil resistance: ★★★★★☆

Fire-smoke

Halogen-free (EN 60754-1).
Low toxicity (EN 60754-2).
Low smoke (EN 61034-2).
Flame retardant (EN 60332-1-2, EN 60332-3-24).
Fire-smoke protection (EN 45545-2, NFPA 130).

Options

Cable with synthetic reinforcing braid.
Ref: SILICABLE® RW EN 50382-2 3600V FZ 120°C.
Temperature 150°C authorized for CuSn.

Standards and approvals

- EN 60228, EN 50382-1, EN 50382-2.
- EN 60754-1, EN 60754-2.
- EN 60332-1-2, EN 60332-3-24, EN 61034-2.

Marking

OMERIN 369- EN 50382-2 3600V 1x < cross-section > F 120°C - batch number - week/year

Item code	Nominal cross-section (mm ²)	Nominal stranding	Nominal wall thickness (mm)	Cable outer diameter (mm)		Maximum linear resistance at 20 °C (Ω/km)	Approx. linear weight (kg/km)
				Mini	Maxi		
A0819001	2.5	50 x 0.25	3	7.6	8.9	8.21	80
A0819002	4	56 x 0.30	3	8.1	9.5	5.09	100
A0819003	6	84 x 0.30	3	9.0	10.6	3.39	130
A0819004	10	80 x 0.40	3	9.5	11.1	1.95	180
A0819005	16	126 x 0.40	3	10.5	12.3	1.24	250
A0819006	25	196 x 0.40	3	11.8	13.8	0.795	350
A0819007	35	276 x 0.40	3	13.0	15.2	0.565	450
A0819008	50	396 x 0.40	3	14.4	16.9	0.393	600
A0819009	70	360 x 0.50	3	16.1	18.9	0.277	800
A0819010	95	485 x 0.50	3	17.5	20.5	0.210	1050
A0819011	120	608 x 0.50	3.1	19.3	22.6	0.164	1300
A0819012	150	756 x 0.50	3.1	20.8	24.4	0.132	1550
A0819013	185	944 x 0.50	3.2	22.6	26.5	0.108	1950
A0819014	240	1221 x 0.50	3.4	25.4	29.8	0.0817	2500
A0819015	300	1525 x 0.50	3.4	27.7	32.4	0.0654	3050
A0819016	400	2037 x 0.50	3.4	30.8	36.0	0.0495	3950

If textile braid, maximal diameter should be increased by 0.8 mm.

For this product, please contact :

OMERIN division principale

Zone Industrielle - F 63600 Ambert
Tel. +33 (0)4 73 82 50 00 - Fax +33 (0)4 73 82 50 10
omerin@omerin.com

OMERIN division silisol

BP 87 - ZI du Devev - F 42000 Saint-Etienne
Tel. +33 (0)4 77 81 36 00 - Fax +33 (0)4 77 81 37 00
silisol@omerin.com

www.omerin.com

The information provided in this technical data sheet is indicative and may be modified without prior notice, laying, wiring and electrical conditions and the environment of the cable can not be fully considered in our studies. In some cases, for production purposes, a separating tape may be added between two successive layers. In no way the company OMERIN shall be held responsible for any incidents in the case of inappropriate uses, particularly in the case of wiring conditions that do not respect the good practice and the standards in force. For an optimum use of the cables produced by our company, we recommend testing in real conditions. Our sales department is available for a possible provision of samples, and/or for the conditions of a complete study in our laboratories.

© Registered trademark of the OMERIN Group. Drawings and photos are not contractual. Reproduction is prohibited without the prior agreement of OMERIN.


omerin
LES CABLES DE L'EXTREME

CABLE SOLUTIONS
FOR ROLLING STOCK

SILICABLE® RW

EN 50382-2 3600V F 150°C

Unsheathed cable

HIGH TEMPERATURE POWERCABLES
EN 50382-2

- 1 • Flexible tin-plated copper core - class 5 - EN 60228.
- 2 • Separating tape (optional).
- 3 • Silicone rubber with high mechanical properties - type EI 111 as per EN 50382-1.

Characteristics

Thermal

Continuous operating temperature:
-40 °C to +150 °C.

Electrical

Operating voltage: 3.6 / 6 kV.
Test voltage: 11 kV A.C.

Mechanical

Resistance to alternate bending: ★★★★★
Resistance to abrasion: ★★★★★
Minimum static internal bending radius
(EN 50355): 3xD.

Chemical

Acid and base resistance: ★★★★★
Mineral oil resistance: ★★★★★

Fire-smoke

Halogen-free (EN 60754-1).
Low toxicity (EN 60754-2).
Low smoke (EN 61034-2).
Flame retardant (EN 60332-1-2, EN 60332-3-24).
Fire-smoke protection (EN 45545-2).

Options

Cable with synthetic reinforcing braid.

Ref: SILICABLE® RW EN 50382-2 3600V FZ 150 °C.
Flexible red copper core - class 5 - EN 60228.

Standards and approvals

- EN 60228, EN 50382-1, EN 50382-2.
- EN 60754-1, EN 60754-2.
- EN 60332-1-2, EN 60332-3-24, EN 61034-2

Marking

OMERIN 369- EN 50382-2 3600V 1x < cross-section > F 150 °C - batch number - week/year

Item code	Nominal cross-section (mm²)	Nominal stranding	Nominal wall thickness (mm)	Cable outer diameter (mm)		Maximum linear resistance at 20 °C (Ω/km)	Approx. linear weight (kg/km)
				Mini	Maxi		
A0820007	2.5	50 x 0.25	3	7.6	8.9	7.98	80
A0820008	4	56 x 0.30	3	8.1	9.5	4.95	100
A0820009	6	84 x 0.30	3	9.0	10.6	3.30	130
A0820010	10	80 x 0.40	3	9.5	11.1	1.91	180
A0820022	16	126 x 0.40	3	10.5	12.3	1.21	250
A0820011	25	196 x 0.40	3	11.8	13.8	0.780	350
A0820012	35	276 x 0.40	3	13.0	15.2	0.554	450
A0820013	50	396 x 0.40	3	14.4	16.9	0.386	600
A0820005	70	360 x 0.50	3	16.1	18.9	0.272	800
A0820015	95	485 x 0.50	3	17.5	20.5	0.206	1050
A0820004	120	608 x 0.50	3.1	19.3	22.6	0.161	1300
A0820017	150	756 x 0.50	3.1	20.8	24.4	0.129	1550
A0820018	185	944 x 0.50	3.2	22.6	26.5	0.106	1950
A0820019	240	1221 x 0.50	3.4	25.4	29.8	0.0801	2500
A0820020	300	1525 x 0.50	3.4	27.7	32.4	0.0641	3050
A0820021	400	2037 x 0.50	3.4	30.8	36.0	0.0486	3950

If textile braid, maximal diameter should be increased by 0.8 mm.

For this product, please contact :

OMERIN division principale

Zone Industrielle - F 63600 Ambert
Tel. +33 (0)4 73 82 50 00 - Fax +33 (0)4 73 82 50 10
omerin@omerin.com

OMERIN division silisol

BP 87 - ZI du Devey - F 42000 Saint-Etienne
Tel. +33 (0)4 77 81 36 00 - Fax +33 (0)4 77 81 37 00
silisol@omerin.com

www.omerin.com

The information provided in this technical data sheet is indicative and may be modified without prior notice, laying, wiring and electrical conditions and the environment of the cable can not be fully considered in our studies. In some cases, for production purposes, a separating tape may be added between two successive layers. In no way the company OMERIN shall be held responsible for any incidents in the case of inappropriate uses, particularly in the case of wiring conditions that do not respect the good practice and the standards in force. For an optimum use of the cables produced by our company, we recommend testing in real conditions. Our sales department is available for a possible provision of samples, and/or for the conditions of a complete study in our laboratories.

© Registered trademark of the OMERIN Group. Drawings and photos are not contractual. Reproduction is prohibited without the prior agreement of OMERIN.

omerin
LES CABLES DE L'EXTREME

CABLE SOLUTIONS
FOR ROLLING STOCK

SILICABLE® RW

EN 50382-2 1800V FF 120 °C

Sheathed cable

HIGH TEMPERATURE POWERCABLES
EN 50382-2

- 1 • Flexible tin-plated copper - class 5 - EN 60228.
- 2 • Separating tape (optional).
- 3 • Silicone rubber with high mechanical properties - type EI 111 as per EN 50382-1.
- 4 • Fire resistant elastomer with high mechanical properties - type EM 106. as per EN 50382-1.

Characteristics

Thermal

Continuous operating temperature:
-40 °C to +120 °C.

Electrical

Operating voltage: 1.8 / 3 kV.
Test voltage: 6.5 kV A.C.

Mechanical

Cut-through resistance: ★★★★★
Resistance to alternate bending: ★★★★★
Resistance to abrasion: ★★★★★
Minimum static internal bending radius:
8xD.

Chemical

Acid and base resistance: ★★★★★
Mineral oil resistance: ★★★★★

Fire-smoke

Halogen-free (EN 60754-1).
Low toxicity (EN 60754-2).
Low smoke (EN 61034-2).
Flame retardant (EN 60332-1-2, EN 60332-3-24).

Options

Temperature 150 °C authorized for CuSn.

Standards and approvals

- EN 60228, EN 50382-1, EN 50382-2.
- EN 60754-1, EN 60754-2.
- EN 60332-1-2, EN 60332-3-24, EN 61034-2.

Marking

OMERIN 369- EN 50382-2 1800V 1x < cross-section > FF 120 °C - batch number - week/year

Item code	Nominal cross-section (mm ²)	Nominal stranding	Nominal insulation thickness (mm)	Nominal sheath thickness (mm)	Cable outer diameter (mm)		Maximum linear resistance at 20 °C (Ω/km)	Approx. linear weight (kg/km)
					Mini	Maxi		
A0823001	1.5	30 x 0.25	1.3	1.4	6.8	7.9	13.7	60
A0823002	2.5	50 x 0.25	1.3	1.4	7.2	8.4	8.21	75
A0823003	4	56 x 0.30	1.3	1.4	7.7	9.0	5.09	100
A0823004	6	84 x 0.30	1.3	1.4	8.2	9.6	3.39	120
A0823005	10	80 x 0.40	1.5	1.4	9.4	11	1.95	180
A0823006	16	126 x 0.40	1.5	1.4	10.5	12.2	1.24	240
A0823007	25	196 x 0.40	1.8	1.4	12.3	14.4	0.795	360
A0823008	35	276 x 0.40	1.8	1.4	13.6	15.9	0.565	460
A0823009	50	396 x 0.40	1.8	1.4	15	17.5	0.393	610
A0823010	70	360 x 0.50	1.8	1.5	16.8	19.7	0.277	830
A0823011	95	485 x 0.50	2.2	1.5	19	22.2	0.210	1100
A0823012	120	608 x 0.50	2.2	1.6	20.8	24.3	0.164	1360
A0823013	150	756 x 0.50	2.2	1.6	22.3	26.1	0.132	1660
A0823014	185	944 x 0.50	2.4	1.7	24.5	28.6	0.108	2030
A0823015	240	1221 x 0.50	2.4	1.8	27.1	31.7	0.0817	2580
A0823016	300	1525 x 0.50	2.4	1.9	29.5	34.6	0.0654	3180
A0823017	400	2037 x 0.50	2.6	2	33.2	38.9	0.0495	4180

For this product, please contact :

OMERIN division principale

Zone Industrielle - F 63600 Ambert
Tel. +33 (0)4 73 82 50 00 - Fax +33 (0)4 73 82 50 10
omerin@omerin.com

OMERIN division silisol

BP 87 - ZI du Devey - F 42000 Saint-Etienne
Tel. +33 (0)4 77 81 36 00 - Fax +33 (0)4 77 81 37 00
silisol@omerin.com

www.omerin.com

omerin
LES CABLES DE L'EXTREME

The information provided in this technical data sheet is indicative and may be modified without prior notice, laying, wiring and electrical conditions and the environment of the cable can not be fully considered in our studies. In some cases, for production purposes, a separating tape may be added between two successive layers. In no way the company OMERIN shall be held responsible for any incidents in the case of inappropriate uses, particularly in the case of wiring conditions that do not respect the good practice and the standards in force. For an optimum use of the cables produced by our company, we recommend testing in real conditions. Our sales department is available for a possible provision of samples, and/or for the conditions of a complete study in our laboratories.

© Registered trademark of the OMERIN Group. Drawings and photos are not contractual. Reproduction is prohibited without the prior agreement of OMERIN.

SILICABLE® RW

EN 50382-2 1800V FF 150 °C

Sheathed cable

HIGH TEMPERATURE POWERCABLES
EN 50382-2

- 1 • Flexible tin-plated copper core - class 5 - EN 60228.
- 2 • Separating tape (optional).
- 3 • Silicone rubber with high mechanical properties - type EI 111 as per EN 50382-1.
- 4 • Silicone rubber with high mechanical properties - type EM 107 as per EN 50382-1.

Characteristics

Thermal

Continuous operating temperature:
-40 °C at +150 °C.

Electrical

Operating voltage: 1.8 / 3 kV.
Test voltage: 6.5 kV A.C.

Mechanical

Cut-through resistance: ★★★★★
Resistance to alternate bending: ★★★★★
Resistance to abrasion: ★★★★★
Minimum static internal bending radius
(EN 50355): 5xD.

Chemical

Acid and base resistance: ★★★★★
Mineral oil resistance: ★★★★★

Fire-smoke

Halogen-free (EN 60754-1).
Low toxicity (EN 60754-2).
Low smoke (EN 61034-2).
Flame retardant (EN 60332-1-2, EN 60332-3-24).

Options

Flexible red copper core - class 5 - EN 60228.

Standards and approvals

- EN 60228, EN 50382-1, EN 50382-2.
- EN 60754-1, EN 60754-2.
- EN 60332-1-2, EN 60332-3-24, EN 61034-2.

Marking

OMERIN 369- EN 50382-2 1800V 1x < cross-section > FF 150 °C - batch number - week/year

Item code	Nominal cross-section (mm ²)	Nominal stranding	Nominal insulation thickness (mm)	Nominal sheath thickness (mm)	Cable outer diameter (mm)		Maximum linear resistance at 20 °C (Ω/km)	Approx. linear weight (kg/km)
					Mini	Maxi		
A0824001	1.5	30 x 0.25	1.3	1.4	6.8	7.9	13.3	60
A0824002	2.5	50 x 0.25	1.3	1.4	7.2	8.4	7.98	75
A0824003	4	56 x 0.30	1.3	1.4	7.7	9.0	4.95	100
A0824004	6	84 x 0.30	1.3	1.4	8.2	9.6	3.30	120
A0824005	10	80 x 0.40	1.5	1.4	9.4	11	1.91	180
A0824006	16	126 x 0.40	1.5	1.4	10.5	12.2	1.21	240
A0824007	25	196 x 0.40	1.8	1.4	12.3	14.4	0.78	360
A0824008	35	276 x 0.40	1.8	1.4	13.6	15.9	0.554	460
A0824009	50	396 x 0.40	1.8	1.4	15	17.5	0.386	610
A0824010	70	360 x 0.50	1.8	1.5	16.8	19.7	0.272	830
A0824011	95	485 x 0.50	2.2	1.5	19	22.2	0.206	1100
A0824012	120	608 x 0.50	2.2	1.6	20.8	24.3	0.161	1360
A0824013	150	756 x 0.50	2.2	1.6	22.3	26.1	0.129	1660
A0824014	185	944 x 0.50	2.4	1.7	24.5	28.6	0.106	2030
A0824015	240	1221 x 0.50	2.4	1.8	27.1	31.7	0.0801	2580
A0824016	300	1525 x 0.50	2.4	1.9	29.5	34.6	0.0641	3180
A0824017	400	2037 x 0.50	2.6	2	33.2	38.9	0.0486	4180

For this product, please contact :

OMERIN division principale

Zone Industrielle - F 63600 Ambert
Tel. +33 (0)4 73 82 50 00 - Fax +33 (0)4 73 82 50 10
omerin@omerin.com

OMERIN division silisol

BP 87 - ZI du Devey - F 42000 Saint-Etienne
Tel. +33 (0)4 77 81 36 00 - Fax +33 (0)4 77 81 37 00
silisol@omerin.com

www.omerin.com

OMERIN
LES CABLES DE L'EXTREME

The information provided in this technical data sheet is indicative and may be modified without prior notice, laying, wiring and electrical conditions and the environment of the cable can not be fully considered in our studies. In some cases, for production purposes, a separating tape may be added between two successive layers. In no way the company OMERIN shall be held responsible for any incidents in the case of inappropriate uses, particularly in the case of wiring conditions that do not respect the good practice and the standards in force. For an optimum use of the cables produced by our company, we recommend testing in real conditions. Our sales department is available for a possible provision of samples, and/or for the conditions of a complete study in our laboratories.

© Registered trademark of the OMERIN Group. Drawings and photos are not contractual. Reproduction is prohibited without the prior agreement of OMERIN.

SILICABLE® RW

EN 50382-2 3600V FF 150 °C

Sheathed cable

HIGH TEMPERATURE POWERCABLES
EN 50382-2

- 1 • Flexible tin-plated copper core - class 5 - EN 60228.
- 2 • Separating tape (optional).
- 3 • Silicone rubber with high mechanical properties - type EI 111 as per EN 50382-1.
- 4 • Silicone rubber with high mechanical properties - type EM 107 as per EN 50382-1.

Characteristics

Thermal

Continuous operating temperature:
-40 °C at +150 °C.

Electrical

Operating voltage: 3.6 / 6 kV.
Test voltage: 11 kV A.C.

Mechanical

Cut-through resistance: ★★★★★
Resistance to alternate bending: ★★★★★☆
Resistance to abrasion: ★★★★★☆
Minimum static internal bending radius
(EN 50355): 5xD.

Chemical

Acid and base resistance: ★★★★★☆
Mineral oil resistance: ★★★★★☆

Fire-smoke

Halogen-free (EN 60754-1).
Low toxicity (EN 60754-2).
Low smoke (EN 61034-2).
Flame retardant (EN 60332-1-2, EN 60332-3-24).

Options

Flexible red copper core - class 5 - EN 60228.

Standards and approvals

- EN 60228, EN 50382-1, EN 50382-2.
- EN 60754-1, EN 60754-2.
- EN 60332-1-2, EN 60332-3-24, EN 61034-2.

Marking

OMERIN 369- EN 50382-2 3600V 1x < cross-section > FF 150 °C - batch number - week/year

Item code	Nominal cross-section (mm²)	Nominal stranding	Nominal insulation thickness (mm)	Nominal sheath thickness (mm)	Cable outer diameter (mm)		Maximum linear resistance at 20 °C (Ω/km)	Approx. linear weight (kg/km)
					Mini	Maxi		
A0828007	2.5	50 x 0.25	2.6	1.4	9.9	11.6	7.98	120
A0828008	4	56 x 0.30	2.6	1.4	10.4	12.2	4.95	140
A0823009	6	84 x 0.30	2.6	1.4	10.9	12.8	3.30	170
A0823010	10	80 x 0.40	2.6	1.4	11.8	13.8	1.91	220
A0823011	16	126 x 0.40	2.6	1.4	12.8	15.0	1.21	300
A0823012	25	196 x 0.40	2.9	1.4	14.7	17.2	0.78	420
A0823013	35	276 x 0.40	2.9	1.4	15.9	18.6	0.554	520
A0823014	50	396 x 0.40	2.9	1.5	17.5	20.5	0.386	690
A0823015	70	360 x 0.50	2.9	1.5	19.2	22.4	0.272	910
A0823016	95	485 x 0.50	2.9	1.6	20.8	24.3	0.206	1170
A0823017	120	608 x 0.50	2.9	1.6	22.4	26.2	0.161	1420
A0823018	150	756 x 0.50	2.9	1.7	24.1	28.2	0.129	1740
A0823019	185	944 x 0.50	3.2	1.8	26.4	30.9	0.106	2130
A0823020	240	1221 x 0.50	3.4	1.9	29.4	34.4	0.0801	2710
A0823021	300	1525 x 0.50	3.4	1.9	31.7	37.1	0.0641	3310
A0823022	400	2037 x 0.50	3.4	2.0	35.0	40.9	0.0486	4300

For this product, please contact :

OMERIN division principale

Zone Industrielle - F 63600 Ambert
Tel. +33 (0)4 73 82 50 00 - Fax +33 (0)4 73 82 50 10
omerin@omerin.com

OMERIN division silisol

BP 87 - ZI du Devey - F 42000 Saint-Etienne
Tel. +33 (0)4 77 81 36 00 - Fax +33 (0)4 77 81 37 00
silisol@omerin.com

www.omerin.com

omerin
LES CABLES DE L'EXTREME

The information provided in this technical data sheet is indicative and may be modified without prior notice, laying, wiring and electrical conditions and the environment of the cable can not be fully considered in our studies. In some cases, for production purposes, a separating tape may be added between two successive layers. In no way the company OMERIN shall be held responsible for any incidents in the case of inappropriate uses, particularly in the case of wiring conditions that do not respect the good practice and the standards in force. For an optimum use of the cables produced by our company, we recommend testing in real conditions. Our sales department is available for a possible provision of samples, and/or for the conditions of a complete study in our laboratories.

© Registered trademark of the OMERIN Group. Drawings and photos are not contractual. Reproduction is prohibited without the prior agreement of OMERIN.

SILICABLE® RW

EN 50382-2 3600V FF 120 °C

Sheathed cable



- 1 • Flexible tin-plated copper core - class 5 - EN 60228.
- 2 • Separating tape (optional).
- 3 • Silicone rubber with high mechanical properties - type EI 111 as per EN 50382-1.
- 4 • Fire resistant elastomer with high mechanical properties - type EM 106. as per EN 50382-1.

Characteristics

Thermal

Continuous operating temperature:
-40 °C at +120 °C.

Electrical

Operating voltage: 3.6 / 6 kV.
Test voltage: 11 kV A.C.

Mechanical

Cut-through resistance: ★★★★★
Resistance to alternate bending: ★★★★★
Resistance to abrasion: ★★★★★
Minimum static internal bending radius : 8xD.

Chemical

Acid and base resistance: ★★★★★
Mineral oil resistance: ★★★★★

Fire-smoke

Halogen-free (EN 60754-1).
Low toxicity (EN 60754-2).
Low smoke (EN 61034-2).
Flame retardant (EN 60332-1-2, EN 60332-3-24).

Standards and approvals

- EN 60228, EN 50382-1, EN 50382-2.
- EN 60754-1, EN 60754-2.
- EN 60332-1-2, EN 60332-3-24, EN 61034-2.

Marking

OMERIN 369- EN 50382-2 3600V 1x < cross-section > FF 120 °C - batch number - week/year

Item code	Nominal cross-section (mm ²)	Nominal stranding	Nominal insulation thickness (mm)	Nominal sheath thickness (mm)	Cable outer diameter (mm)		Maximum linear resistance at 20 °C (Ω/km)	Approx. linear weight (kg/km)
					Mini	Maxi		
A0827002	2.5	50 x 0.25	2.6	1.4	9.9	11.6	8.21	120
A0827003	4	56 x 0.30	2.6	1.4	10.4	12.2	5.09	140
A0827004	6	84 x 0.30	2.6	1.4	10.9	12.8	3.39	170
A0827005	10	80 x 0.40	2.6	1.4	11.8	13.8	1.95	220
A0827006	16	126 x 0.40	2.6	1.4	12.8	15.0	1.24	300
A0827007	25	196 x 0.40	2.9	1.4	14.7	17.2	0.795	420
A0827008	35	276 x 0.40	2.9	1.4	15.9	18.6	0.565	520
A0827009	50	396 x 0.40	2.9	1.5	17.5	20.5	0.393	690
A0827010	70	360 x 0.50	2.9	1.5	19.2	22.4	0.277	910
A0827011	95	485 x 0.50	2.9	1.6	20.8	24.3	0.210	1170
A0827012	120	608 x 0.50	2.9	1.6	22.4	26.2	0.164	1420
A0827013	150	756 x 0.50	2.9	1.7	24.1	28.2	0.132	1740
A0827014	185	944 x 0.50	3.2	1.8	26.4	30.9	0.108	2130
A0827001	240	1221 x 0.50	3.4	1.9	29.4	34.4	0.0817	2710
A0827015	300	1525 x 0.50	3.4	1.9	31.7	37.1	0.0654	3310
A0827016	400	2037 x 0.50	3.4	2.0	35.0	40.9	0.0495	4310

For this product, please contact :

OMERIN division principale

Zone Industrielle - F 63600 Ambert
Tel. +33 (0)4 73 82 50 00 - Fax +33 (0)4 73 82 50 10
omerin@omerin.com

OMERIN division silisol

BP 87 - ZI du Devey - F 42000 Saint-Etienne
Tel. +33 (0)4 77 81 36 00 - Fax +33 (0)4 77 81 37 00
silisol@omerin.com

www.omerin.com

omerin
LES CABLES DE L'EXTREME


The information provided in this technical data sheet is indicative and may be modified without prior notice, laying, wiring and electrical conditions and the environment of the cable can not be fully considered in our studies. In some cases, for production purposes, a separating tape may be added between two successive layers. In no way the company OMERIN shall be held responsible for any incidents in the case of inappropriate uses, particularly in the case of wiring conditions that do not respect the good practice and the standards in force. For an optimum use of the cables produced by our company, we recommend testing in real conditions. Our sales department is available for a possible provision of samples, and/or for the conditions of a complete study in our laboratories.

© Registered trademark of the OMERIN Group. Drawings and photos are not contractual. Reproduction is prohibited without the prior agreement of OMERIN.

SILICABLE® RW

EN 50382-2 3600V FXZ 120 °C

Unsheathed cable

HIGH TEMPERATURE POWERCABLES
EN 50382-2

- 1 • Extra-flexible tin-plated copper core - class 6 - EN 60228.
- 2 • Separating tape (optional).
- 3 • Silicone rubber with high mechanical properties - type EI 111 as per EN 50382-1.
- 4 • Synthetic reinforcing braid within the insulation.

Characteristics

Thermal

Continuous operating temperature:
-40 °C to +120 °C.

Electrical

Operating voltage: 3.6 / 6 kV.
Test voltage: 11 kV A.C.

Mechanical

Cut-through resistance: ★★★★★
Resistance to alternate bending: ★★★★★☆
Resistance to abrasion: ★★★★★☆
Minimum static internal bending radius
(EN 50355): 3xD.

Chemical

Acid and base resistance: ★★★★★☆
Mineral oil resistance: ★★★★★☆

Fire-smoke

Halogen-free (EN 60754-1).
Low toxicity (EN 60754-2).
Low smoke (EN 61034-2).
Flame retardant (EN 60332-1-2, EN 60332-3-24).
Fire-smoke protection (EN 45545-2, NFPA 130).

Options

Other cross-sections on request.

Standards and approvals

- EN 60228, EN 50382-1, EN 50382-2.
- EN 60754-1, EN 60754-2.
- EN 60332-1-2, EN 60332-3-24, EN 61034-2.

Marking

OMERIN 369- EN 50382-2 3600V 1x < cross-section > FXZ 120 °C - batch number - week/year

Item code	Nominal cross-section (mm ²)	Nominal stranding	Total wall thickness (mm)	Cable outer diameter (mm)		Maximum linear resistance at 20 °C (Ω/km)	Approx. linear weight (kg/km)
				Mini	Maxi		
B2015001	50	703 x 0.30	3.0	15.2	18.6	0.393	610
B2015004	70	999 x 0.30	3.0	16.9	20.6	0.277	820
B2015002	95	1332 x 0.30	3.0	18.3	22.2	0.210	1060
B2015005	120	1739 x 0.30	3.1	20.1	24.3	0.164	1310
B2015006	150	2146 x 0.30	3.1	21.6	26.1	0.132	1610
B2015003	185	2590 x 0.30	3.2	23.4	28.2	0.108	1960

For this product, please contact :

OMERIN division principale

Zone Industrielle - F 63600 Ambert
Tel. +33 (0)4 73 82 50 00 - Fax +33 (0)4 73 82 50 10
omerin@omerin.com

OMERIN division silisol

BP 87 - ZI du Devey - F 42000 Saint-Etienne
Tel. +33 (0)4 77 81 36 00 - Fax +33 (0)4 77 81 37 00
silisol@omerin.com

www.omerin.com

omerin
LES CABLES DE L'EXTREME

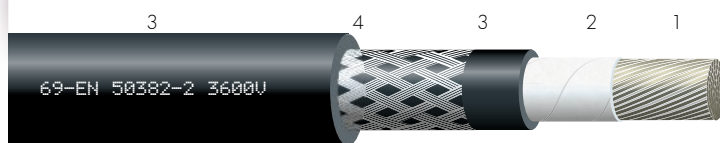
The information provided in this technical data sheet is indicative and may be modified without prior notice, laying, wiring and electrical conditions and the environment of the cable can not be fully considered in our studies. In some cases, for production purposes, a separating tape may be added between two successive layers. In no way the company OMERIN shall be held responsible for any incidents in the case of inappropriate uses, particularly in the case of wiring conditions that do not respect the good practice and the standards in force. For an optimum use of the cables produced by our company, we recommend testing in real conditions. Our sales department is available for a possible provision of samples, and/or for the conditions of a complete study in our laboratories.

© Registered trademark of the OMERIN Group. Drawings and photos are not contractual. Reproduction is prohibited without the prior agreement of OMERIN.

SILICABLE® RW

EN 50382-2 3600V FXZ 150 °C

Unsheathed cable

HIGH TEMPERATURE POWERCABLES
EN 50382-2

- 1 • Extra-flexible tin-plated copper core - class 6 - EN 60228.
- 2 • Separating tape (optional).
- 3 • Silicone rubber with high mechanical properties - type EI 111 as per EN 50382-1.
- 4 • Synthetic reinforcing braid within the insulation.

Characteristics

Thermal

Continuous operating temperature:
-40 °C to +150 °C.

Electrical

Operating voltage: 3.6 / 6 kV.
Test voltage: 11 kV A.C.

Mechanical

Cut-through resistance: ★★★★★
Resistance to alternate bending: ★★★★★☆
Resistance to abrasion: ★★★★★☆
Minimum static internal bending radius
(EN 50355): 3xD.

Chemical

Acid and base resistance: ★★★★★☆
Mineral oil resistance: ★★★★★☆

Fire-smoke

Halogen-free (EN 60754-1).
Low toxicity (EN 60754-2).
Low smoke (EN 61034-2).
Flame retardant (EN 60332-1-2, EN 60332-3-24).
Fire-smoke protection (EN 45545-2).

Options

Other cross-sections on request.

Standards and approvals

- EN 60228, EN 50382-1, EN 50382-2.
- EN 60754-1, EN 60754-2.
- EN 60332-1-2, EN 60332-3-24, EN 61034-2.

Marking

OMERIN 369- EN 50382-2 3600V 1x < cross-section > FXZ 150 °C - batch number - week/year

Item code	Nominal cross-section (mm ²)	Nominal stranding	Total wall thickness (mm)	Cable outer diameter (mm)		Maximum linear resistance at 20 °C (Ω/km)	Approx. linear weight (kg/km)
				Mini	Maxi		
B2016002	50	703 x 0.30	3.0	15.2	18.6	0.393	610
B2016003	70	999 x 0.30	3.0	16.9	20.6	0.277	820
B2016004	95	1332 x 0.30	3.0	18.3	22.2	0.210	1060
B2016005	120	1739 x 0.30	3.1	20.1	24.3	0.164	1310
B2016001	150	2146 x 0.30	3.1	21.6	26.1	0.132	1610
B2016006	185	2590 x 0.30	3.2	23.4	28.2	0.108	1960

For this product, please contact :

OMERIN division principale

Zone Industrielle - F 63600 Ambert
Tel. +33 (0)4 73 82 50 00 - Fax +33 (0)4 73 82 50 10
omerin@omerin.com

OMERIN division silisol

BP 87 - ZI du Devey - F 42000 Saint-Etienne
Tel. +33 (0)4 77 81 36 00 - Fax +33 (0)4 77 81 37 00
silisol@omerin.com

www.omerin.com

The information provided in this technical data sheet is indicative and may be modified without prior notice, laying, wiring and electrical conditions and the environment of the cable can not be fully considered in our studies. In some cases, for production purposes, a separating tape may be added between two successive layers. In no way the company OMERIN shall be held responsible for any incidents in the case of inappropriate uses, particularly in the case of wiring conditions that do not respect the good practice and the standards in force. For an optimum use of the cables produced by our company, we recommend testing in real conditions. Our sales department is available for a possible provision of samples, and/or for the conditions of a complete study in our laboratories.


© Registered trademark of the OMERIN Group. Drawings and photos are not contractual. Reproduction is prohibited without the prior agreement of OMERIN.

SILICABLE® RW

EN 50382-2 1800V FF S 120 °C

Sheathed and screened cable

HIGH TEMPERATURE POWERCABLES
EN 50382-2



Characteristics

Thermal

Continuous operating temperature:
-40 °C to +120 °C.

Electrical

Operating voltage: 1.8 / 3 kV.
Test voltage: 6.5 kV A.C.

Mechanical

Cut-through resistance: ★★★★★
Resistance to alternate bending: ★★★★★
Resistance to abrasion: ★★★★★
Minimum static internal bending radius
(EN 50355): 10xD.

Chemical

Acid and base resistance: ★★★★★
Mineral oil resistance: ★★★★★

Fire-smoke

Halogen-free (EN 60754-1).
Low toxicity (EN 60754-2).
Flame retardant (EN 60332-1-2, EN 60332-3-24).
Fire-smoke protection (EN 45545-2).

Options

Temperature 150 °C authorized for CuSn.

- 1 • Flexible tin-plated copper core - class 5 - EN 60228.
- 2 • Separating tape (optional).
- 3 • Silicone rubber insulation with high mechanical properties - type EI 111 as per EN 50382-1.
- 4 • Tin-plated copper braid.
- 5 • Silicone rubber sheath with high mechanical properties - type EM 107 as per EN 50382-1.

Standards and approvals

- EN 60228, EN 50382-1, EN 50382-2.
- EN 60754-1, EN 60754-2.
- EN 60332-1-2, EN 60332-3-24, EN 61034-2.

Marking

OMERIN 369- EN 50382-2 1800V 1x < cross-section > FF S 120 °C - batch number - week/year

Item code	Nominal cross-section (mm²)	Nominal stranding	Nominal insulation thickness (mm)	Insulation diameter (mm)		Nominal sheath thickness (mm)	Cable outer diameter (mm)		Maximum linear resistance at 20 °C (Ω/km)	Approx. linear weight (kg/km)
				Mini	Maxi		Mini	Maxi		
A0835012	1.5	30 x 0.25	2.5	4.3	7.4	1.2	8	10.7	13.7	130
A0835013	2.5	50 x 0.25	2.5	4.8	7.9	1.4	8.5	11.7	8.21	160
A0835014	4	56 x 0.30	2.5	5.2	8.5	1.4	8.8	12.4	5.09	190
A0835015	6	84 x 0.30	2.5	5.7	9	1.4	9.3	12.9	3.39	220
A0835006	10	80 x 0.40	2.5	7.3	10.3	1.4	10.9	14.2	1.95	280
A0835009	16	126 x 0.40	2.5	8.4	11.4	1.5	12	15.5	1.24	365
A0835016	25	196 x 0.40	2.5	10	12.9	1.5	13.8	17.2	0.795	500
A0835002	35	276 x 0.40	2.5	11.4	14.4	1.5	15.2	18.7	0.565	635
A0835003	50	396 x 0.40	2.5	12.6	15.6	1.6	16.6	20.2	0.393	790
A0835001	70	360 x 0.50	2.5	14.5	18.1	1.8	18.7	23	0.277	1060
A0835008	95	485 x 0.50	2.7	16.4	20.4	1.8	20.8	25.3	0.210	1330
A0835005	120	608 x 0.50	2.7	18.6	22.1	2.0	23.3	27.6	0.164	1660
A0835007	150	756 x 0.50	2.7	20	24.4	2.2	24.8	30.3	0.132	2010
A0835004	185	944 x 0.50	2.7	22.6	26.1	2.4	27.6	32.6	0.108	2390
A0835017	240	1221 x 0.50	2.7	25	29	2.4	30.1	35.4	0.0817	2975
A0835018	300	1525 x 0.50	2.7	28.3	32.3	2.6	34	39.2	0.0654	3630
A0835019	400	2037 x 0.50	2.9	33.3	36.8	2.8	39.8	44	0.0495	4690

This product is a cable EN 50382-2 1800V F 120 °C screened and sheathed.
It is not described in EN 50382-1 and EN 50382-2 standards.

For this product, please contact :

OMERIN division principale

Zone Industrielle - F 63600 Ambert
Tel. +33 (0)4 73 82 50 00 - Fax +33 (0)4 73 82 50 10
omerin@omerin.com

OMERIN division silisol

BP 87 - ZI du Devev - F 42000 Saint-Etienne
Tel. +33 (0)4 77 81 36 00 - Fax +33 (0)4 77 81 37 00
silisol@omerin.com

www.omerin.com

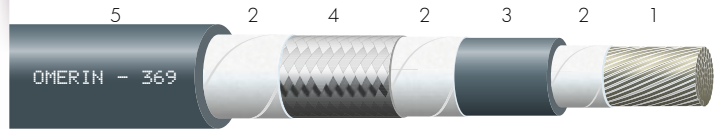
The information provided in this technical data sheet is indicative and may be modified without prior notice, laying, wiring and electrical conditions and the environment of the cable can not be fully considered in our studies. In some cases, for production purposes, a separating tape may be added between two successive layers. In no way the company OMERIN shall be held responsible for any incidents in the case of inappropriate uses, particularly in the case of wiring conditions that do not respect the good practice and the standards in force. For an optimum use of the cables produced by our company, we recommend testing in real conditions. Our sales department is available for a possible provision of samples, and/or for the conditions of a complete study in our laboratories.

© Registered trademark of the OMERIN Group. Drawings and photos are not contractual. Reproduction is prohibited without the prior agreement of OMERIN.

SILICABLE® RW

EN 50382-2 3600V FF S 120 °C

Sheathed and screened cable



- 1 • Flexible tin-plated copper core - class 5 - EN 60228.
- 2 • Separating tape (optional).
- 3 • Silicone rubber insulation with high mechanical properties - type EI 111 as per EN 50382-1.
- 4 • Tin-plated copper braid.
- 5 • Silicone rubber sheath with high mechanical properties - type EM 107 as per EN 50382-1.

Characteristics

Thermal

Continuous operating temperature:
-40 °C to +120 °C.

Electrical

Operating voltage: 3.6 / 6 kV.
Test voltage: 11 kV A.C.

Mechanical

Cut-through resistance: ★★★★★
Resistance to alternate bending: ★★★★★
Resistance to abrasion: ★★★★★
Minimum static internal bending radius
(EN 50355): 10xD.

Chemical

Acid and base resistance: ★★★★★
Mineral oil resistance: ★★★★★

Fire-smoke

Halogen-free (EN 60754-1).
Low toxicity (EN 60754-2).
Flame retardant (EN 60332-1-2, EN 60332-3-24).

Standards and approvals

- EN 60228, EN 50382-1, EN 50382-2.
- EN 60754-1, EN 60754-2.
- EN 60332-1-2, EN 60332-3-24, EN 61034-2.

Marking

OMERIN 369- EN 50382-2 3600V 1x < cross-section > FF S 120 °C - batch number - week/year

Item code	Nominal cross-section (mm ²)	Nominal stranding	Nominal insulation thickness (mm)	Insulation diameter (mm)		Nominal sheath thickness (mm)	Cable outer diameter (mm)		Maximum linear resistance at 20 °C (Ω/km)	Approx. linear weight (kg/km)
				Mini	Maxi		Mini	Maxi		
A0834017	2.5	50 x 0.25	3	7.6	9	1.4	11.3	13.5	8.21	195
A0834018	4	56 x 0.30	3	8.1	9.6	1.4	11.7	13.4	5.09	220
A0834019	6	84 x 0.30	3	8.6	10.1	1.4	12.3	14	3.39	250
A0834020	10	80 x 0.40	3	9.8	11.3	1.5	13.6	15.4	1.95	320
A0834021	16	126 x 0.40	3	10.8	12.5	1.5	14.6	16.6	1.24	400
A0834022	25	196 x 0.40	3	12.3	14.2	1.5	16.2	18.5	0.795	540
A0834023	35	276 x 0.40	3	13.7	15.2	1.6	17.7	19.7	0.565	660
A0834024	50	396 x 0.40	3	14.9	16.8	1.6	19.1	21.3	0.393	840
A0834025	70	360 x 0.50	3	16.8	19.1	1.8	21.2	24	0.277	1090
A0834026	95	485 x 0.50	3	18	21.1	2	22.6	26.7	0.210	1420
A0834027	120	608 x 0.50	3.1	20.1	22.9	2	25	28.5	0.164	1700
A0834028	150	756 x 0.50	3.1	21.6	25.3	2.4	26.5	31.7	0.132	2085
A0834029	185	944 x 0.50	3.2	24.2	27.3	2.4	29.5	33.7	0.108	2465
A0834030	240	1221 x 0.50	3.4	27.1	30.5	2.6	32.5	37.3	0.0817	3100
A0834031	300	1525 x 0.50	3.4	30.4	33.8	2.6	34.2	40.6	0.0654	3740
A0834032	400	2037 x 0.50	3.4	34.2	37.8	2.8	42.9	45	0.0495	4780

This product is a cable EN 50382-2 3600V 120 °C screened and sheathed.
It is not described in EN 50382-1 and EN 50382-2 standards.

For this product, please contact :

OMERIN division principale

Zone Industrielle - F 63600 Ambert
Tel. +33 (0)4 73 82 50 00 - Fax +33 (0)4 73 82 50 10
omerin@omerin.com

OMERIN division silisol

BP 87 - ZI du Devev - F 42000 Saint-Etienne
Tel. +33 (0)4 77 81 36 00 - Fax +33 (0)4 77 81 37 00
silisol@omerin.com

www.omerin.com


The information provided in this technical data sheet is indicative and may be modified without prior notice, laying, wiring and electrical conditions and the environment of the cable can not be fully considered in our studies. In some cases, for production purposes, a separating tape may be added between two successive layers. In no way the company OMERIN shall be held responsible for any incidents in the case of inappropriate uses, particularly in the case of wiring conditions that do not respect the good practice and the standards in force. For an optimum use of the cables produced by our company, we recommend testing in real conditions. Our sales department is available for a possible provision of samples, and/or for the conditions of a complete study in our laboratories.

© Registered trademark of the OMERIN Group. Drawings and photos are not contractual. Reproduction is prohibited without the prior agreement of OMERIN.

SILICABLE® RW

EN 50382-2 3600V FFXZ S 120 °C

Sheathed and screened cable

HIGH TEMPERATURE POWERCABLES
EN 50382-2

Characteristics

Thermal

Continuous operating temperature:
-40 °C to +120 °C.

Electrical

Operating voltage: 3.6 / 6 kV.
Test voltage: 11 kV A.C.

Mechanical

Cut-through resistance: ★★★★★
Resistance to alternate bending: ★★★★★
Resistance to abrasion: ★★★★★
Minimum static internal bending radius
(EN 50355): 5xD.

Chemical

Acid and base resistance: ★★★★★
Mineral oil resistance: ★★★★★

Fire-smoke

Halogen-free (EN 60754-1).
Low toxicity (EN 60754-2).
Flame retardant (EN 60332-1-2, EN 60332-3-24).

Options

Other cross-sections on request.

Standards and approvals

- EN 60228, EN 50382-1, EN 50382-2.
- EN 60754-1, EN 60754-2.
- EN 60332-1-2, EN 60332-3-24, EN 61034-2.

Marking

OMERIN 369- EN 50382-2 3600V 1x < cross-section > FFXZ S 120 °C - batch number - week/year

Item code	Nominal cross-section (mm ²)	Nominal stranding	Nominal insulation thickness (mm)	Insulation diameter (mm)		Nominal sheath thickness (mm)	Cable outer diameter (mm)		Maximum linear resistance at 20 °C (Ω/km)	Approx. linear weight (kg/km)
				Mini	Maxi		Mini	Maxi		
B2024002	50	703 x 0.30	3.0	15.2	18.6	1.6	19.8	21.8	0.393	860
B2024001	70	999 x 0.30	3.0	16.9	20.6	1.8	22.4	24.4	0.277	1120
B2024003	95	1332 x 0.30	3.0	18.3	22.2	2	25.3	27.3	0.210	1470
B2024004	120	1739 x 0.30	3.1	20.1	24.3	2.3	28.5	30.5	0.164	1840
B2024005	150	2146 x 0.30	3.1	21.6	26.1	2.4	29.7	32.2	0.132	2150
B2024006	185	2590 x 0.30	3.2	23.4	28.2	2.4	31.7	34.2	0.108	2540

This product is a cable EN 50382-2 3600V FXZ 120 °C screened and sheathed.
It is not described in EN 50382-1 and EN 50382-2 standards.

For this product, please contact :

OMERIN division principale

Zone Industrielle - F 63600 Ambert
Tel. +33 (0)4 73 82 50 00 - Fax +33 (0)4 73 82 50 10
omerin@omerin.com

OMERIN division silisol

BP 87 - ZI du Devev - F 42000 Saint-Etienne
Tel. +33 (0)4 77 81 36 00 - Fax +33 (0)4 77 81 37 00
silisol@omerin.com

www.omerin.com

omerin
LES CABLES DE L'EXTREME

The information provided in this technical data sheet is indicative and may be modified without prior notice, laying, wiring and electrical conditions and the environment of the cable can not be fully considered in our studies. In some cases, for production purposes, a separating tape may be added between two successive layers. In no way the company OMERIN shall be held responsible for any incidents in the case of inappropriate uses, particularly in the case of wiring conditions that do not respect the good practice and the standards in force. For an optimum use of the cables produced by our company, we recommend testing in real conditions. Our sales department is available for a possible provision of samples, and/or for the conditions of a complete study in our laboratories.

© Registered trademark of the OMERIN Group. Drawings and photos are not contractual. Reproduction is prohibited without the prior agreement of OMERIN.

**FIRE RESISTANT POWER CABLES
EN 50264-2-1/-2-2 & EN 50200
EN 50264-3-1/-3-2 & EN 50200**

FT No.	PRODUCT REFERENCE	PAGE
5400	FIRE RESISTANT POWER CABLES – EN 50264-2-1/-2-2 & EN 50200 / EN50264-3-1/-3-2 & EN 50200	53
5401	VARPREN® RW EN 50264-2-1 600V M FR	54
5402	VARPREN® RW EN 50264-2-1 1800V M FR	55
5403	VARPREN® RW EN 50264-2-2 300V MM FR	56
5404	VARPREN® RW EN 50264-2-2 600V MM FR	57
5405	VARPREN® RW EN 50264-2-2 300V MM S FR	58
5406	VARPREN® RW EN 50264-2-2 600V MM S FR	59
5407	VARPREN® RW EN 50264-3-1 600V M FR	60
5408	VARPREN® RW EN 50264-3-1 1800V M FR	61
5409	VARPREN® RW EN 50264-3-2 300V MM FR	62
5410	VARPREN® RW EN 50264-3-2 600V MM FR	63
5411	VARPREN® RW EN 50264-3-2 300V MM S FR	64
5412	VARPREN® RW EN 50264-3-2 600V MM S FR	65

**CABLE SOLUTIONS
FOR ROLLING STOCK**

FIRE RESISTANT POWER CABLES

EN 50264-2-1/-2-2 & EN 50200
EN 50264-3-1/-3-2 & EN 50200

FT No.	OMERIN reference	Single or multicore type	Core insulation type	Core insulation thickness		Screened by a tin-plated copper braid	Outer sheath type	Operating temperature (°C)	Operating voltage (V)	IRM902 Mineral Oil Resistant	IRM 903 Fuel Resistant	Halogen-free Low Smoke	Application
				Medium	Standard								
5401	VARPREN RW EN 50264-2-1 600V M FR	Single core	Mica tape + EI 104		✓			90	600	✓	✓	✓	Fire resistant power cables used inboards safety circuits, lighting circuits, auxiliary circuits.
5402	VARPREN RW EN 50264-2-1 1800V M FR	Single core	Mica tape + EI 104		✓			90	1800	✓	✓	✓	Fire resistant power cables used inboards safety circuits, lighting circuits, auxiliary circuits.
5403	VARPREN RW EN 50264-2-2 300V MM FR	Multicore	Mica tape + EI 104		✓		EM 104	90	300	✓	✓	✓	Fire resistant power cables used inboards safety circuits, lighting circuits, auxiliary circuits.
5404	VARPREN RW EN 50264-2-2 600V MM FR	Multicore	Mica tape + EI 104		✓		EM 104	90	600	✓	✓	✓	Power cables with special fire performance used in medium voltage circuits.
5405	VARPREN RW EN 50264-2-2 300V MM S FR	Multicore	Mica tape + EI 104		✓	✓	EM 104	90	300	✓	✓	✓	Fire resistant power cables used inboards safety circuits, lighting circuits, auxiliary circuits with a tin-plated copper braid screen.
5406	VARPREN RW EN 50264-2-2 600V MM S FR	Multicore	Mica tape + EI 104		✓	✓	EM 104	90	600	✓	✓	✓	Fire resistant power cables used inboards safety circuits, lighting circuits, auxiliary circuits with a tin-plated copper braid screen.
5407	VARPREN RW EN 50264-3-1 600V M FR	Single core	Mica tape + EI 109	✓				90	600	✓	✓	✓	Power cables with special fire performance used in medium voltage circuits.
5408	VARPREN RW EN 50264-3-1 1800V M FR	Single core	Mica tape + EI 109	✓		✓		90	1800	✓	✓	✓	Power cables with special fire performance used in medium voltage circuits.
5409	VARPREN RW EN 50264-3-2 300V MM FR	Multicore	Mica tape + EI 109	✓			EM 104	90	300	✓	✓	✓	Power cables with special fire performance used in medium voltage circuits.
5410	VARPREN RW EN 50264-3-2 600V MM FR	Multicore	Mica tape + EI 109	✓	✓		EM 104	90	600	✓	✓	✓	Power cables with special fire performance used in medium voltage circuits.
5411	VARPREN RW EN 50264-3-2 300V MM S FR	Multicore	Mica tape + EI 109	✓	✓	✓	EM 104	90	300	✓	✓	✓	Fire resistant power cables used inboards safety circuits, lighting circuits, auxiliary circuits with a tin-plated copper braid screen.
5412	VARPREN RW EN 50264-3-2 600V M S FR	Multicore	Mica tape + EI 109	✓		✓	EM 104	90	600	✓	✓	✓	Fire resistant power cables used inboards safety circuits, lighting circuits, auxiliary circuits, with a tin-plated copper braid screen.

www.omerin.com


OMERIN
LES CABLES DE L'EXTREME

The information provided in this technical data sheet is indicative and may be modified without prior notice, laying, wiring and electrical conditions and the environment of the cable can not be fully considered in our studies. In some cases, for production purposes, a separating tape may be added between two successive layers. In no way the company OMERIN shall be held responsible for any incidents in the case of inappropriate uses, particularly in the case of wiring conditions that do not respect the good practice and the standards in force. For an optimum use of the cables produced by our company, we recommend testing in real conditions. Our sales department is available for a possible provision of samples, and/or for the conditions of a complete study in our laboratories.

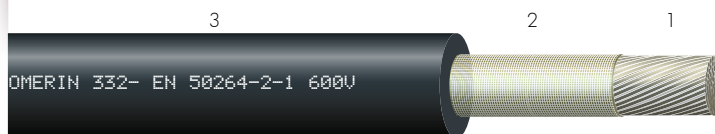
© Registered trademark of the OMERIN Group. Drawings and photos are not contractual. Reproduction is prohibited without the prior agreement of OMERIN.

VARPREN® RW

EN 50264-2-1 600V M FR

Unsheathed cable

FIRE RESISTANT POWERCABLES
EN 50264-2 & EN 50200 / EN 50264-3 & EN 50200



- 1 • Tin-plated copper core - class 5 - EN 60228.
- 2 • Mica tape.
- 3 • Fire resistant elastomer - type EI 104 as per EN 50264-2-1.

Characteristics

Thermal

Continuous operating temperature:
-40 °C to +90 °C.

Electrical

Operating voltage: 0.6 / 1 kV.
Test voltage: 3.5 kV A.C.

Mechanical

Cut-through resistance: ★★★★★
Resistance to abrasion: ★★★★★
Minimum static internal bending radius:
as per EN 50355 (Table 16)
and EN 50343 (Table 4)

Chemical

Acid and base resistance: ★★★★★
Mineral oil resistance: ★★★★★
Fuel resistance only for class M: ★★★★★

Fire-smoke

Halogen-free (EN 60754-1).
Low toxicity (EN 60754-2).
Low smoke (EN 61034-2).
Flame retardant (EN 60332-1-2, EN 60332-3-24).
Fire resistance (EN 50200 or EN 50362).

Options

Other cross-sections on request.

Marking

OMERIN 332- EN 50264-2-1 600V < cross-section > M - FR - EN 50200 PH120 - batch number - week/year

Item code	Nominal cross-section (mm ²)	Nominal stranding	Nominal wall thickness (mm)	Cable outer diameter (mm)		Maximum linear resistance at 20 °C (Ω/km)	Approx. linear weight (kg/km)
				Mini	Maxi		
379M0102	1	32 x 0.20	0.8	3.2	3.6	20.0	21
379M0202	1.5	30 x 0.25	0.8	3.4	3.9	13.7	27
379M0302	2.5	50 x 0.25	0.8	3.8	4.3	8.21	38
379M0402	4	56 x 0.30	0.8	4.3	5.0	5.09	51
379M0502	6	84 x 0.30	0.9	5.1	5.9	3.39	77
379M0602	10	80 x 0.40	1.1	6.7	7.7	1.95	127
379M0702	16	126 x 0.40	1.1	7.6	8.9	1.24	186
379M0802	25	196 x 0.40	1.3	9.5	10.9	0.795	283
379M0902	35	276 x 0.40	1.3	10.8	12.1	0.565	379
379M1002	50	396 x 0.40	1.5	12.3	14.2	0.393	518
379M1102	70	360 x 0.50	1.5	13.9	16.1	0.277	705
379M1202	95	485 x 0.50	1.6	15.6	18.1	0.210	909
379M1302	120	608 x 0.50	1.6	17.4	20.2	0.164	1142
379M1402	150	756 x 0.50	1.9	19.7	22.9	0.132	1456
379M1502	185	944 x 0.50	1.9	21.4	24.9	0.108	1767
379M1602	240	1221 x 0.50	2.1	24.3	28.2	0.0817	2337

This product is a cable EN 50264-3-1 600V M with a mica tape on the core.
It is not described in EN 50264-1 and EN 50264-2-1 standards.

For this product, please contact :

OMERIN division principale

Zone Industrielle - F 63600 Ambert
Tel. +33 (0)4 73 82 50 00 - Fax +33 (0)4 73 82 50 10
omerin@omerin.com

OMERIN division silisol

BP 87 - ZI du Devey - F 42000 Saint-Etienne
Tel. +33 (0)4 77 81 36 00 - Fax +33 (0)4 77 81 37 00
silisol@omerin.com

www.omerin.com

The information provided in this technical data sheet is indicative and may be modified without prior notice, laying, wiring and electrical conditions and the environment of the cable can not be fully considered in our studies. In some cases, for production purposes, a separating tape may be added between two successive layers. In no way the company OMERIN shall be held responsible for any incidents in the case of inappropriate uses, particularly in the case of wiring conditions that do not respect the good practice and the standards in force. For an optimum use of the cables produced by our company, we recommend testing in real conditions. Our sales department is available for a possible provision of samples, and/or for the conditions of a complete study in our laboratories.

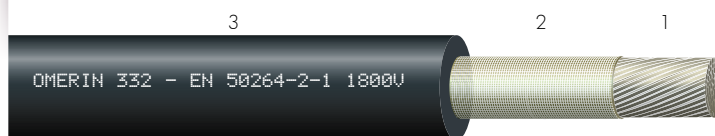
© Registered trademark of the OMERIN Group. Drawings and photos are not contractual. Reproduction is prohibited without the prior agreement of OMERIN.

**CABLE SOLUTIONS
FOR ROLLING STOCK**

VARPREN® RW

EN 50264-2-1 1800V M FR

Unsheathed cable

FIRE RESISTANT POWERCABLES
 EN 50264-2 & EN 50200 / EN 50264-3 & EN 50200


- 1 • Tin-plated copper core - class 5 - EN 60228.
- 2 • Mica tape.
- 3 • Fire resistant elastomer - type EI 104 as per EN 50264-2-1.

Characteristics

Thermal

Continuous operating temperature:
-40 °C to +90 °C

Electrical

Operating voltage: 1.8 / 3 kV
Test voltage: 6.5 kV A.C

Mechanical

Cut-through resistance: ★★★★★
Resistance to abrasion: ★★★★★
Minimum static internal bending radius:
as per EN 50355 (Table 16)
and EN 50343 (Table 4)

Chemical

Acid and base resistance: ★★★★★
Mineral oil resistance: ★★★★★
Fuel resistance only for class M: ★★★★★

Fire-smoke

Halogen-free (EN 60754-1)
Low toxicity (EN 60754-2)
Low smoke (EN 61034-2)
Flame retardant (EN 60332-1-2, EN 60332-3-24)
Fire resistance (EN 50200 or EN 50362)

Options

Other cross-sections on request

Marking

OMERIN 332 - EN 50264-2-1 1800V < cross-section > M FR - EN 50200 PH120 - batch number - week/year

Item code	Nominal cross-section (mm ²)	Nominal stranding	Nominal wall thickness (mm)	Cable outer diameter (mm)		Maximum linear resistance at 20 °C (Ω/km)	Approx. linear weight (kg/km)
				Mini	Maxi		
379N0202	1.5	30 x 0.25	2.5	6.5	7.6	13.7	70
379N0302	2.5	50 x 0.25	2.5	6.9	8.1	8.21	84
379N0402	4	56 x 0.30	2.5	7.4	8.6	5.09	102
379N0502	6	84 x 0.30	2.5	8.0	9.3	3.39	130
379N0602	10	80 x 0.40	2.5	9.2	10.3	1.95	184
379N0702	16	126 x 0.40	2.5	10.3	11.9	1.24	250
379N0802	25	196 x 0.40	2.5	11.6	13.5	0.795	348
379N0902	35	276 x 0.40	2.5	12.8	14.9	0.565	451
379N1002	50	396 x 0.40	2.5	14.1	16.4	0.393	585
379N1102	70	360 x 0.50	2.5	15.7	18.3	0.277	780
379N1202	95	485 x 0.50	2.7	17.6	20.5	0.210	1002
379N1302	120	608 x 0.50	2.7	19.4	22.6	0.164	1245
379N1402	150	756 x 0.50	2.7	21.2	24.6	0.132	1539
379N1502	185	944 x 0.50	2.7	22.9	26.6	0.108	1858
379N0102	240	1221 x 0.50	2.7	24.9	30.0	0.0817	2413

This product is a cable EN 50264-3-1 1800V M with a mica tape on the core.
It is not described in EN 50264-1 and EN 50264-2-1 standards.

For this product, please contact :

OMERIN division principale

Zone Industrielle - F 63600 Ambert
Tel. +33 (0)4 73 82 50 00 - Fax +33 (0)4 73 82 50 10
omerin@omerin.com

OMERIN division silisol

BP 87 - ZI du Devev - F 42000 Saint-Etienne
Tel. +33 (0)4 77 81 36 00 - Fax +33 (0)4 77 81 37 00
silisol@omerin.com

www.omerin.com

omerin
LES CABLES DE L'EXTREME

The information provided in this technical data sheet is indicative and may be modified without prior notice, laying, wiring and electrical conditions and the environment of the cable can not be fully considered in our studies. In some cases, for production purposes, a separating tape may be added between two successive layers. In no way the company OMERIN shall be held responsible for any incidents in the case of inappropriate uses, particularly in the case of wiring conditions that do not respect the good practice and the standards in force. For an optimum use of the cables produced by our company, we recommend testing in real conditions. Our sales department is available for a possible provision of samples, and/or for the conditions of a complete study in our laboratories.

© Registered trademark of the OMERIN Group. Drawings and photos are not contractual. Reproduction is prohibited without the prior agreement of OMERIN.

VARPREN® RW

EN 50264-2-2 300V MM FR

Sheathed cable

FIRE RESISTANT POWERCABLES
EN 50264-2 & EN 50200 / EN 50264-3 & EN 50200



Characteristics

Thermal

Continuous operating temperature:
-40 °C to +90 °C.

Electrical

Operating voltage: 300 / 500 V.
Test voltage: 2 kV A.C.

Mechanical

Cut-through resistance: ★★★★★
Resistance to abrasion: ★★★★★
Minimum static internal bending radius:
as per EN 50355 (Table 16)
and EN 50343 (Table 4)

Chemical

Acid and base resistance: ★★★★★
Mineral oil resistance: ★★★★★
Fuel resistance only for class M: ★★★★★

Fire-smoke

Halogen-free (EN 60754-1).
Low toxicity (EN 60754-2).
Low smoke (EN 61034-2).
Flame retardant (EN 60332-1-2, EN 60332-3-24).
Fire resistance (EN 50200 or EN 50362).

Options

Other cross-sections or constructions on request.

Marking

OMERIN 332- EN 50264-2-2 300V < cross-section > MM - FR - EN 50200 PH120 - batch number - week/year

Item code	Nominal cross-section (mm ²)	Nominal insulation thickness (mm)	Nominal conductor diameter (mm)	Nominal sheath thickness (mm)	Cable outer diameter (mm)		Approx. linear weight (kg/km)
					Mini	Maxi	
379C0102	2 x 1	0.6	2.8	1.4	8.3	9.6	90
379C0202	4 x 1	0.6	2.8	1.4	9.5	10.9	132
379C0302	7 x 1	0.6	2.8	1.4	11.0	12.6	194
379C0402	9 x 1	0.6	2.8	1.4	13.1	15.0	244
379C0502	12 x 1	0.6	2.8	1.4	14.0	16.1	301
379C0602	19 x 1	0.6	2.8	1.4	16.4	18.5	434
379C0702	24 x 1	0.6	2.8	1.5	19.0	21.9	547
379C0802	32 x 1	0.6	2.8	1.6	21.0	24.2	705
379C0902	37 x 1	0.6	2.8	1.6	21.9	25.1	794
379C1002	4 x 1.5	0.7	3.3	1.4	10.5	12.1	169
379C1102	7 x 1.5	0.7	3.3	1.4	12.3	14.2	254
379C1202	9 x 1.5	0.7	3.3	1.4	14.8	17.0	321
379C1302	12 x 1.5	0.7	3.3	1.4	15.9	18.3	400
379C1402	19 x 1.5	0.7	3.3	1.5	18.6	21.5	594
379C1502	4 x 2.5	0.8	3.9	1.4	11.9	13.7	230
379C1602	7 x 2.5	0.8	3.9	1.4	14.0	16.2	356
379C1702	9 x 2.5	0.8	3.9	1.5	17.1	19.8	461
379C1802	12 x 2.5	0.8	3.9	1.5	18.5	21.4	580
379C1902	19 x 2.5	0.8	3.9	1.6	21.7	25.1	868

This product is a cable EN 50264-2-2 300V MM with a mica tape on the core.
It is not described in EN 50264-1 and EN 50264-2-2 standards.

For this product, please contact :

OMERIN division principale

Zone Industrielle - F 63600 Ambert
Tel. +33 (0)4 73 82 50 00 - Fax +33 (0)4 73 82 50 10
omerin@omerin.com

OMERIN division silisol

BP 87 - ZI du Devey - F 42000 Saint-Etienne
Tel. +33 (0)4 77 81 36 00 - Fax +33 (0)4 77 81 37 00
silisol@omerin.com

www.omerin.com

omerin
LES CABLES DE L'EXTREME

The information provided in this technical data sheet is indicative and may be modified without prior notice, laying, wiring and electrical conditions and the environment of the cable can not be fully considered in our studies. In some cases, for production purposes, a separating tape may be added between two successive layers. In no way the company OMERIN shall be held responsible for any incidents in the case of inappropriate uses, particularly in the case of wiring conditions that do not respect the good practice and the standards in force. For an optimum use of the cables produced by our company, we recommend testing in real conditions. Our sales department is available for a possible provision of samples, and/or for the conditions of a complete study in our laboratories.

© Registered trademark of the OMERIN Group. Drawings and photos are not contractual. Reproduction is prohibited without the prior agreement of OMERIN.

**CABLE SOLUTIONS
FOR ROLLING STOCK**

VARPREN® RW

EN 50264-2-2 600V MM FR

Sheathed cable

FIRE RESISTANT POWERCABLES
 EN 50264-2 & EN 50200 / EN 50264-3 & EN 50200


- 1 • Tin-plated copper core - class 5 - EN 60228.
- 2 • Mica tape.
- 3 • Black fire resistant elastomer - type EI 104 as per EN 50264-2-2.
- 4 • Separating tape (optional).
- 5 • Fire resistant elastomer - type EM 104 as per EN 50264-2-2.

Characteristics

Thermal

Continuous operating temperature:
-40 °C to +90 °C.

Electrical

Operating voltage: 0.6 / 1 kV.
Test voltage: 3.5 kV A.C.

Mechanical

Cut-through resistance: ★★★★★
Resistance to abrasion: ★★★★★
Minimum static internal bending radius:
as per EN 50355 (Table 16)
and EN 50343 (Table 4)

Chemical

Acid and base resistance: ★★★★★
Mineral oil resistance: ★★★★★
Fuel resistance only for class M: ★★★★★

Fire-smoke

Halogen-free (EN 60754-1).
Low toxicity (EN 60754-2).
Low smoke (EN 61034-2).
Flame retardant (EN 60332-1-2, EN 60332-3-24).
Fire resistance (EN 50200 or EN 50362).

Options

Other cross-sections or constructions on request.

Marking

OMERIN 332- EN 50264-2-2 600V < cross-section > MM FR - EN 50200 PH120 - batch number - week/year

Item code	Nominal cross-section (mm ²)	Nominal insulation thickness (mm)	Nominal conductor diameter (mm)	Nominal sheath thickness (mm)	Cable outer diameter (mm)		Approx. linear weight (kg/km)
					Mini	Maxi	
379D0102	2 x 1.5	0.8	3.7	1.4	10.1	11.5	124
379D0202	3 x 1.5	0.8	3.7	1.4	10.5	12.1	156
379D0302	4 x 1.5	0.8	3.7	1.4	11.5	13.1	189
379D0402	2 x 2.5	0.8	4.1	1.4	10.8	12.4	153
379D0502	3 x 2.5	0.8	4.1	1.4	11.4	13.1	196
379D0602	4 x 2.5	0.8	4.1	1.4	12.4	14.2	242
379D0702	2 x 4	0.8	4.7	1.4	11.9	13.7	189
379D0802	3 x 4	0.8	4.7	1.4	12.6	14.5	246
379D0902	4 x 4	0.8	4.7	1.4	13.6	15.7	306
379D1002	2 x 6	0.9	5.5	1.4	13.3	15.4	253
379D1102	3 x 6	0.9	5.5	1.4	14.2	16.3	336
379D1202	4 x 6	0.9	5.5	1.4	15.4	17.8	424
379D1302	2 x 10	1.1	7.2	1.4	16.6	19.0	380
379D1402	3 x 10	1.1	7.2	1.5	17.8	20.4	525
379D1502	4 x 10	1.1	7.2	1.5	19.5	22.4	667
379D1602	2 x 16	1.1	8.3	1.5	18.7	21.6	524
379D1702	3 x 16	1.1	8.3	1.6	20.2	23.2	731
379D1802	4 x 16	1.1	8.3	1.6	22.1	25.4	934
379D1902	2 x 25	1.3	10.2	1.6	22.5	25.9	761
379D2002	3 x 25	1.3	10.2	1.7	24.1	27.8	1071
379D2102	4 x 25	1.3	10.2	1.8	26.7	30.8	1391
379D2202	2 x 35	1.3	11.5	1.7	25.2	29.1	1001
379D2302	3 x 35	1.3	11.5	1.8	26.9	31.1	1397
379D2402	2 x 50	1.5	13.3	1.9	28.7	33.2	1328
379D2502	3 x 50	1.5	13.3	1.9	30.5	35.6	1868

This product is a cable EN 50264-3-1 600V MM with a mica tape on the core.
It is not described in EN 50264-1 and EN 50264-2-2 standards.

For this product, please contact :

OMERIN division principale

Zone Industrielle - F 63600 Ambert
Tel. +33 (0)4 73 82 50 00 - Fax +33 (0)4 73 82 50 10
omerin@omerin.com

OMERIN division silisol

BP 87 - ZI du Devey - F 42000 Saint-Etienne
Tel. +33 (0)4 77 81 36 00 - Fax +33 (0)4 77 81 37 00
silisol@omerin.com

www.omerin.com

The information provided in this technical data sheet is indicative and may be modified without prior notice, laying, wiring and electrical conditions and the environment of the cable can not be fully considered in our studies. In some cases, for production purposes, a separating tape may be added between two successive layers. In no way the company OMERIN shall be held responsible for any incidents in the case of inappropriate uses, particularly in the case of wiring conditions that do not respect the good practice and the standards in force. For an optimum use of the cables produced by our company, we recommend testing in real conditions. Our sales department is available for a possible provision of samples, and/or for the conditions of a complete study in our laboratories.

© Registered trademark of the OMERIN Group. Drawings and photos are not contractual. Reproduction is prohibited without the prior agreement of OMERIN.

**CABLE SOLUTIONS
FOR ROLLING STOCK**

VARPREN® RW

EN 50264-2-2 300V MM S FR

Sheathed and screened cable

FIRE RESISTANT POWERCABLES
 EN 50264-2 & EN 50200 / EN 50264-3 & EN 50200


Characteristics

Thermal

Continuous operating temperature:
-40 °C to +90 °C.

Electrical

Operating voltage: 300 / 500 V.
Test voltage: 2 kV A.C.

Mechanical

Cut-through resistance: ★★★★★
Resistance to abrasion: ★★★★★
Minimum static internal bending radius:
as per EN 50355 (Table 16)
and EN 50343 (Table 4)

Chemical

Acid and base resistance: ★★★★★
Mineral oil resistance: ★★★★★
Fuel resistance only for class M: ★★★★★

Fire-smoke

Halogen-free (EN 60754-1).
Low toxicity (EN 60754-2).
Low smoke (EN 61034-2).
Flame retardant (EN 60332-1-2, EN 60332-3-24).
Fire resistance (EN 50200 or EN 50362).

Options

Other cross-sections or constructions on request.

Marking

OMERIN 332- EN 50264-2-2 300V < cross-section > MM S FR - EN 50200 PH120 - batch number - week/year

Item code	Nominal cross-section (mm ²)	Nominal insulation thickness (mm)	Nominal conductor diameter (mm)	Nominal sheath thickness (mm)	Cable outer diameter (mm)		Approx. linear weight (kg/km)
					Mini	Maxi	
379G0102	2 x 1	0.6	2.8	1.4	8.9	10.3	121
379G0202	4 x 1	0.6	2.8	1.4	10.0	11.6	168
379G0302	7 x 1	0.6	2.8	1.4	11.6	13.4	244
379G0402	9 x 1	0.6	2.8	1.4	13.7	15.8	306
379G0502	12 x 1	0.6	2.8	1.4	14.8	17.1	391
379G0602	19 x 1	0.6	2.8	1.5	17.2	19.9	549
379G0702	24 x 1	0.6	2.8	1.6	20.0	23.1	684
379G0802	32 x 1	0.6	2.8	1.6	22.0	25.4	881
379G0902	37 x 1	0.6	2.8	1.7	23.0	26.5	989
379G1002	4 x 1.5	0.7	3.3	1.4	11.2	12.9	217
379G1102	7 x 1.5	0.7	3.3	1.4	12.9	15.0	312
379G1202	9 x 1.5	0.7	3.3	1.4	15.6	18.0	417
379G1302	12 x 1.5	0.7	3.3	1.5	16.8	19.5	513
379G1402	19 x 1.5	0.7	3.3	1.5	19.5	22.5	718
379G1502	4 x 2.5	0.8	3.9	1.4	12.5	14.6	286
379G1602	7 x 2.5	0.8	3.9	1.4	14.8	17.2	446
379G1702	9 x 2.5	0.8	3.9	1.5	17.9	20.8	574
379G1802	12 x 2.5	0.8	3.9	1.5	19.3	22.4	703
379G1902	19 x 2.5	0.8	3.9	1.6	22.8	26.3	1051

This product is a cable EN 50264-2-2 300V MM with a mica tape on the core.
It is not described in EN 50264-1 and EN 50264-2-2 standards.

For this product, please contact :

OMERIN division principale

Zone Industrielle - F 63600 Ambert
Tel. +33 (0)4 73 82 50 00 - Fax +33 (0)4 73 82 50 10
omerin@omerin.com

OMERIN division silisol

BP 87 - ZI du Devev - F 42000 Saint-Etienne
Tel. +33 (0)4 77 81 36 00 - Fax +33 (0)4 77 81 37 00
silisol@omerin.com

www.omerin.com

omerin
LES CABLES DE L'EXTREME

The information provided in this technical data sheet is indicative and may be modified without prior notice, laying, wiring and electrical conditions and the environment of the cable can not be fully considered in our studies. In some cases, for production purposes, a separating tape may be added between two successive layers. In no way the company OMERIN shall be held responsible for any incidents in the case of inappropriate uses, particularly in the case of wiring conditions that do not respect the good practice and the standards in force. For an optimum use of the cables produced by our company, we recommend testing in real conditions. Our sales department is available for a possible provision of samples, and/or for the conditions of a complete study in our laboratories.

© Registered trademark of the OMERIN Group. Drawings and photos are not contractual. Reproduction is prohibited without the prior agreement of OMERIN.

CABLE SOLUTIONS
FOR ROLLING STOCKFIRE RESISTANT POWERCABLES
EN 50264-2 & EN 50200 / EN 50264-3 & EN 50200**VARPREN® RW**
EN 50264-2-2 600V MM S FR
Sheathed and screened cable**Characteristics****Thermal**

Continuous operating temperature:
-40 °C to +90 °C.

Electrical

Operating voltage: 0.6 / 1 kV.
Test voltage: 3.5 kV A.C.

Mechanical

Cut-through resistance: ★★★★★
Resistance to abrasion: ★★★★★
Minimum static internal bending radius:
as per EN 50355 (Table 16)
and EN 50343 (Table 4)

Chemical

Acid and base resistance: ★★★★★
Mineral oil resistance: ★★★★★
Fuel resistance only for class M: ★★★★★

Fire-smoke

Halogen-free (EN 60754-1).
Low toxicity (EN 60754-2).
Low smoke (EN 61034-2).
Flame retardant (EN 60332-1-2, EN 60332-3-24).
Fire resistance (EN 50200 or EN 50362).

Options

Other sections or constructions on request.



- 1 • Tin-plated copper core - class 5 - EN 60228.
- 2 • Mica tape.
- 3 • Black fire resistant elastomer - type EI 104 as per EN 50264-2-2.
- 4 • Separating tape (optional).
- 5 • Tin-plated copper braid.
- 6 • Fire resistant elastomer - type EM 104 as per EN 50264-2-2.

Marking

OMERIN 332- EN 50264-2-2 600V < cross-section > MM S FR - EN 50200 PH120 - batch number - week/year

Item code	Nominal cross-section (mm ²)	Nominal insulation thickness (mm)	Nominal conductor diameter (mm)	Nominal sheath thickness (mm)	Cable outer diameter (mm)		Approx. linear weight (kg/km)
					Mini	Maxi	
379H0102	2 x 1.5	0.8	3.7	1.4	10.6	12.2	163
379H0202	3 x 1.5	0.8	3.7	1.4	11.2	12.8	204
379H0302	4 x 1.5	0.8	3.7	1.4	12.1	13.9	242
379H0402	2 x 2.5	0.8	4.1	1.4	11.5	13.2	203
379H0502	3 x 2.5	0.8	4.1	1.4	12.1	13.9	249
379H0602	4 x 2.5	0.8	4.1	1.4	13.0	15.1	300
379H0702	2 x 4	0.8	4.7	1.4	12.5	14.4	244
379H0802	3 x 4	0.8	4.7	1.4	13.2	15.3	305
379H0902	4 x 4	0.8	4.7	1.4	14.3	16.5	372
379H1002	2 x 6	0.9	5.5	1.4	14.0	16.2	317
379H1102	3 x 6	0.9	5.5	1.4	14.7	17.1	405
379H1202	4 x 6	0.9	5.5	1.4	16.3	18.8	525
379H1302	2 x 10	1.1	7.2	1.5	17.5	20.2	498
379H1402	3 x 10	1.1	7.2	1.5	18.6	21.5	642
379H1502	4 x 10	1.1	7.2	1.6	20.4	23.6	807
379H1602	2 x 16	1.1	8.3	1.5	19.6	22.6	648
379H1702	3 x 16	1.1	8.3	1.6	21.0	24.2	865
379H1802	4 x 16	1.1	8.3	1.7	23.3	26.8	1132
379H1902	2 x 25	1.3	10.2	1.7	23.6	27.3	963
379H2002	3 x 25	1.3	10.2	1.7	25.1	29.0	1275
379H2102	4 x 25	1.3	10.2	1.8	27.7	32.0	1618
379H2202	2 x 35	1.3	11.5	1.8	26.2	30.4	1214
379H2302	3 x 35	1.3	11.5	1.8	27.8	32.3	1627
379H2402	2 x 50	1.5	13.3	1.9	29.7	34.5	1574
379H2502	3 x 50	1.5	13.3	2.0	31.8	36.9	2148

This product is a cable EN 50264-2-2 600V MM S with a mica tape on the core.
It is not described in EN 50264-1 and EN 50264-2-2 standards.

For this product, please contact :

OMERIN division principale

Zone Industrielle - F 63600 Ambert
Tel. +33 (0)4 73 82 50 00 - Fax +33 (0)4 73 82 50 10
omerin@omerin.com

OMERIN division silisol

BP 87 - ZI du Devey - F 42000 Saint-Etienne
Tel. +33 (0)4 77 81 36 00 - Fax +33 (0)4 77 81 37 00
silisol@omerin.com

www.omerin.com

The information provided in this technical data sheet is indicative and may be modified without prior notice, laying, wiring and electrical conditions and the environment of the cable can not be fully considered in our studies. In some cases, for production purposes, a separating tape may be added between two successive layers. In no way the company OMERIN shall be held responsible for any incidents in the case of inappropriate uses, particularly in the case of wiring conditions that do not respect the good practice and the standards in force. For an optimum use of the cables produced by our company, we recommend testing in real conditions. Our sales department is available for a possible provision of samples, and/or for the conditions of a complete study in our laboratories.


© Registered trademark of the OMERIN Group. Drawings and photos are not contractual. Reproduction is prohibited without the prior agreement of OMERIN.

VARPREN® RW

EN 50264-3-1 600V M FR

Unsheathed cable

FIRE RESISTANT POWERCABLES
EN 50264-2 & EN 50200 / EN 50264-3 & EN 50200



- 1 • Tin-plated copper core - class 5 - EN 60228.
- 2 • Mica tape.
- 3 • Fire resistant elastomer - type EI 109 as per EN 50264-3-1.

Characteristics

Thermal

Continuous operating temperature:
-40 °C to +90 °C.

Electrical

Operating voltage: 0.6 / 1 kV.
Test voltage: 3.5 kV A.C.

Mechanical

Cut-through resistance: ★★★★★
Resistance to abrasion: ★★★★★
Minimum static internal bending radius:
as per EN 50355 (Table 16)
and EN 50343 (Table 4)

Chemical

Acid and base resistance: ★★★★★☆
Mineral oil resistance: ★★★★★☆
Fuel resistance only for class M: ★★★★★☆

Fire-smoke

Halogen-free (EN 60754-1).
Low toxicity (EN 60754-2).
Low smoke (EN 61034-2).
Flame retardant (EN 60332-1-2, EN 60332-3-24).
Fire resistance (EN 50200 or EN 50362).

Options

Other cross-sections or constructions on request.

Marking

OMERIN 332- EN 50264-3-1 600V < cross-section > M FR - EN 50200 PH120 - batch number - week/year

Item code	Nominal cross-section (mm ²)	Nominal stranding	Nominal wall thickness (mm)	Cable outer diameter (mm)		Maximum linear resistance at 20 °C (Ω/km)	Approx. linear weight (kg/km)
				Mini	Maxi		
379E0102	0.5	16 x 0.20	0.6	2.6	2.9	40.1	11
379E1802	0.75	24 x 0.20	0.6	2.8	3.1	26.7	13
379E0302	1	32 x 0.20	0.6	2.9	3.3	20	18
379E0402	1.5	30 x 0.25	0.7	3.4	3.8	13.7	25
379E0502	2.5	50 x 0.25	0.7	3.7	4.2	8.21	36
379E0602	4	56 x 0.30	0.7	4.3	4.9	5.09	49
379E0702	6	84 x 0.30	0.7	4.8	5.6	3.39	72
379E0802	10	80 x 0.40	0.7	6.1	6.9	1.95	114
379E0902	16	126 x 0.40	0.7	7.1	8.2	1.24	171
379E1002	25	196 x 0.40	0.9	8.9	10.2	0.795	265
379E1102	35	276 x 0.40	0.9	10.1	11.7	0.565	35
379E1202	50	396 x 0.40	1.0	11.6	13.4	0.393	488
379E1302	70	360 x 0.50	1.1	13.3	15.4	0.277	677
379E1402	95	485 x 0.50	1.1	14.9	17.3	0.210	870
379E1502	120	608 x 0.50	1.2	16.8	19.5	0.164	1107
379E1602	150	756 x 0.50	1.4	19.1	22.1	0.132	1407
379E1902	185	944 x 0.50	1.6	21.2	24.5	0.108	1735
379E2002	240	1221 x 0.50	1.7	23.9	27.7	0.0817	2288

This product is a cable EN 50264-3-1 600 V M with a mica tape on the core.
It is not described in EN 50264-1 and EN 50264-3-1 standards.

For this product, please contact :

OMERIN division principale

Zone Industrielle - F 63600 Ambert
Tel. +33 (0)4 73 82 50 00 - Fax +33 (0)4 73 82 50 10
omerin@omerin.com

OMERIN division silisol

BP 87 - ZI du Devey - F 42000 Saint-Etienne
Tel. +33 (0)4 77 81 36 00 - Fax +33 (0)4 77 81 37 00
silisol@omerin.com

www.omerin.com

omerin
LES CABLES DE L'EXTREME

The information provided in this technical data sheet is indicative and may be modified without prior notice, laying, wiring and electrical conditions and the environment of the cable can not be fully considered in our studies. In some cases, for production purposes, a separating tape may be added between two successive layers. In no way the company OMERIN shall be held responsible for any incidents in the case of inappropriate uses, particularly in the case of wiring conditions that do not respect the good practice and the standards in force. For an optimum use of the cables produced by our company, we recommend testing in real conditions. Our sales department is available for a possible provision of samples, and/or for the conditions of a complete study in our laboratories.

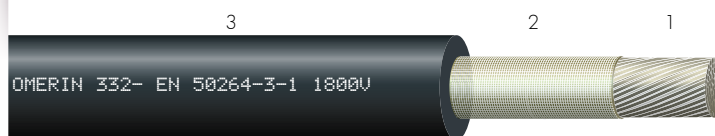
© Registered trademark of the OMERIN Group. Drawings and photos are not contractual. Reproduction is prohibited without the prior agreement of OMERIN.

**CABLE SOLUTIONS
FOR ROLLING STOCK**

VARPREN® RW

EN 50264-3-1 1800V M FR

Unsheathed cable

FIRE RESISTANT POWERCABLES
 EN 50264-2 & EN 50200 / EN 50264-3 & EN 50200


- 1 • Tin-plated copper core - class 5 - EN 60228.
- 2 • Mica tape.
- 3 • Fire resistant elastomer - type EI 109 as per EN 50264-3-1.

Characteristics

Thermal

Continuous operating temperature:
-40 °C to +90 °C.

Electrical

Operating voltage: 1.8 kV / 3 kV.
Test voltage: 6.5 kV A.C.

Mechanical

Cut-through resistance: ★★★★★
Resistance to abrasion: ★★★★★
Minimum static internal bending radius:
as per EN 50355 (Table 16)
and EN 50343 (Table 4)

Chemical

Acid and base resistance: ★★★★★☆
Mineral oil resistance: ★★★★★☆
Fuel resistance only for class M: ★★★★★☆

Fire-smoke

Halogen-free (EN 60754-1).
Low toxicity (EN 60754-2).
Low smoke (EN 61034-2).
Flame retardant (EN 60332-1-2, EN 60332-3-24).
Fire resistance (EN 50200 or EN 50362).

Options

Other cross-sections on request.

Marking

OMERIN 332- EN 50264-3-1 1800V < cross-section > M FR - EN 50200 PH120 - batch number - week/year

Item code	Nominal cross-section (mm ²)	Nominal stranding	Nominal wall thickness (mm)	Cable outer diameter (mm)		Maximum linear resistance at 20 °C (Ω/km)	Approx. linear weight (kg/km)
				Mini	Maxi		
379F0102	1.5	30 x 0.25	2	5.6	6.5	13.7	54
379F0202	2.5	50 x 0.25	2	6.0	7.0	8.21	67
379F0302	4	56 x 0.30	2	6.5	7.6	5.09	84
379F0402	6	84 x 0.30	2	7.1	8.3	3.39	111
379F0502	10	80 x 0.40	2	8.3	9.6	1.95	162
379F0602	16	126 x 0.40	2	9.4	10.8	1.24	225
379F0702	25	196 x 0.40	2	10.7	12.4	0.795	319
379F0802	35	276 x 0.40	2	11.9	13.8	0.565	419
379F0902	50	396 x 0.40	2	13.2	15.3	0.393	551
379F1002	70	360 x 0.50	2	14.8	17.2	0.277	741
379F1102	95	485 x 0.50	2.2	16.7	19.4	0.210	958
379F1202	120	608 x 0.50	2.2	18.5	21.5	0.164	1197
379F1302	150	756 x 0.50	2.2	20.7	23.9	0.132	1507
379F1402	185	944 x 0.50	2.4	22.4	25.9	0.108	1823
379F1502	240	1221 x 0.50	2.4	25.0	28.8	0.0817	2374

This product is a cable EN 50264-3-1 1800 V M with a mica tape on the core.
It is not described in EN 50264-1 and EN 50264-3-1 standards.

For this product, please contact :

OMERIN division principale

Zone Industrielle - F 63600 Ambert
Tel. +33 (0)4 73 82 50 00 - Fax +33 (0)4 73 82 50 10
omerin@omerin.com

OMERIN division silisol

BP 87 - ZI du Devey - F 42000 Saint-Etienne
Tel. +33 (0)4 77 81 36 00 - Fax +33 (0)4 77 81 37 00
silisol@omerin.com

www.omerin.com

omerin
LES CABLES DE L'EXTREME

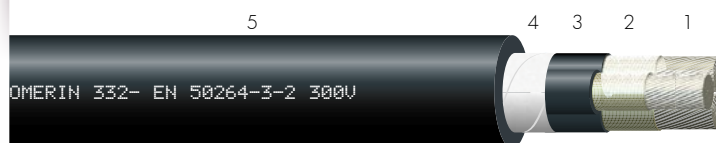
The information provided in this technical data sheet is indicative and may be modified without prior notice, laying, wiring and electrical conditions and the environment of the cable can not be fully considered in our studies. In some cases, for production purposes, a separating tape may be added between two successive layers. In no way the company OMERIN shall be held responsible for any incidents in the case of inappropriate uses, particularly in the case of wiring conditions that do not respect the good practice and the standards in force. For an optimum use of the cables produced by our company, we recommend testing in real conditions. Our sales department is available for a possible provision of samples, and/or for the conditions of a complete study in our laboratories.
© Registered trademark of the OMERIN Group. Drawings and photos are not contractual. Reproduction is prohibited without the prior agreement of OMERIN.

VARPREN® RW

EN 50264-3-2 300V MM FR

Sheathed cable

FIRE RESISTANT POWERCABLES
EN 50264-2 & EN 50200 / EN 50264-3 & EN 50200



Characteristics

Thermal

Continuous operating temperature:
-40 °C to +90 °C.

Electrical

Operating voltage: 300 / 500 V.
Test voltage: 2 kV A.C.

Mechanical

Cut-through resistance: ★★★★★
Resistance to abrasion: ★★★★★
Minimum static internal bending radius:
as per EN 50355 (Table 16)
and EN 50343 (Table 4)

Chemical

Acid and base resistance: ★★★★★
Mineral oil resistance: ★★★★★
Fuel resistance only for class M: ★★★★★

Fire-smoke

Halogen-free (EN 60754-1).
Low toxicity (EN 60754-2).
Low smoke (EN 61034-2).
Flame retardant (EN 60332-1-2, EN 60332-3-24).
Fire resistance (EN 50200 or EN 50362).

Options

Other cross-sections or constructions on request.

Marking

OMERIN 332- EN 50264-3-2 300V < cross-section > MM FR - EN 50200 PH120 - batch number - week/year

Item code	Nominal cross-section (mm ²)	Nominal insulation thickness (mm)	Nominal conductor diameter (mm)	Nominal sheath thickness (mm)	Cable outer diameter (mm)		Approx. linear weight (kg/km)
					Mini	Maxi	
379J0302	2 x 1	0.4	2.4	0.6	6.1	7.0	51
379J0402	4 x 1	0.4	2.4	0.6	7.0	8.1	83
379J0502	7 x 1	0.4	2.4	0.7	8.6	9.8	134
379J0602	9 x 1	0.4	2.4	0.7	10.4	11.9	171
379J0702	12 x 1	0.4	2.4	0.7	11.4	13.1	222
379J0802	19 x 1	0.4	2.4	0.8	13.3	15.3	329
379J0902	24 x 1	0.4	2.4	1.0	15.9	18.3	426
379J1002	32 x 1	0.4	2.4	1.0	17.4	20.1	547
379J1102	37 x 1	0.4	2.4	1.0	18.1	20.9	621
379J0102	4 x 1.5	0.5	2.9	0.7	8.3	9.6	118
379J1202	7 x 1.5	0.5	2.9	0.7	9.9	11.4	186
379J1302	9 x 1.5	0.5	2.9	0.8	12.3	14.1	244
379J1402	12 x 1.5	0.5	2.9	0.8	13.2	15.2	310
379J1502	19 x 1.5	0.5	2.9	1.0	15.9	18.3	481
379J1602	4 x 2.5	0.5	3.3	0.7	9.2	10.7	163
379J1702	7 x 2.5	0.5	3.3	0.8	11.3	13.0	270
379J1802	9 x 2.5	0.5	3.3	1.0	14.1	16.3	358
379J1902	12 x 2.5	0.5	3.3	1.0	15.2	17.6	457
379J2002	19 x 2.5	0.5	3.3	1.0	17.8	20.6	689

This product is a cable EN 50264-3-2 300 V MM with a mica tape on the core.
It is not described in EN 50264-1 and EN 50264-3-2 standards.

For this product, please contact :

OMERIN division principale

Zone Industrielle - F 63600 Ambert
Tel. +33 (0)4 73 82 50 00 - Fax +33 (0)4 73 82 50 10
omerin@omerin.com

OMERIN division silisol

BP 87 - ZI du Devey - F 42000 Saint-Etienne
Tel. +33 (0)4 77 81 36 00 - Fax +33 (0)4 77 81 37 00
silisol@omerin.com

www.omerin.com

omerin
LES CABLES DE L'EXTREME

The information provided in this technical data sheet is indicative and may be modified without prior notice, laying, wiring and electrical conditions and the environment of the cable can not be fully considered in our studies. In some cases, for production purposes, a separating tape may be added between two successive layers. In no way the company OMERIN shall be held responsible for any incidents in the case of inappropriate uses, particularly in the case of wiring conditions that do not respect the good practice and the standards in force. For an optimum use of the cables produced by our company, we recommend testing in real conditions. Our sales department is available for a possible provision of samples, and/or for the conditions of a complete study in our laboratories.

© Registered trademark of the OMERIN Group. Drawings and photos are not contractual. Reproduction is prohibited without the prior agreement of OMERIN.

**CABLE SOLUTIONS
FOR ROLLING STOCK**

VARPREN® RW

EN 50264-3-2 600V MM FR

Sheathed cable

FIRE RESISTANT POWERCABLES
 EN 50264-2 & EN 50200 / EN 50264-3 & EN 50200


- 1 • Tin-plated copper core - class 5 - EN 60228.
- 2 • Mica tape.
- 3 • Black fire resistant elastomer - type EI 109 as per EN 50264-3-2.
- 4 • Separating tape (optional).
- 5 • Fire resistant elastomer - type EM 104 as per EN 50264-3-2.

Characteristics

Thermal

Continuous operating temperature:
-40 °C to +90 °C.

Electrical

Operating voltage: 0.6 / 1 kV.
Test voltage: 3.5 kV A.C.

Mechanical

Cut-through resistance: ★★★★★
Resistance to abrasion: ★★★★★
Minimum static internal bending radius:
as per EN 50355 (Table 16)
and EN 50343 (Table 4)

Chemical

Acid and base resistance: ★★★★★
Mineral oil resistance: ★★★★★
Fuel resistance only for class M: ★★★★★

Fire-smoke

Halogen-free (EN 60754-1).
Low toxicity (EN 60754-2).
Low smoke (EN 61034-2).
Flame retardant (EN 60332-1-2, EN 60332-3-24).
Fire resistance (EN 50200 or EN 50362).

Options

Other cross-sections or constructions on request.

Marking

OMERIN 332 - EN 50264-3-2 600V < cross-section > MM FR - EN 50200 PH120 - batch number - week/year

Item code	Nominal cross-section (mm ²)	Nominal insulation thickness (mm)	Nominal conductor diameter (mm)	Nominal sheath thickness (mm)	Cable outer diameter (mm)		Approx. linear weight (kg/km)
					Mini	Maxi	
379L0102	2 x 1.5	0.7	3.5	0.7	8.0	9.8	84
379L0202	3 x 1.5	0.7	3.5	0.7	8.5	10.3	111
379L0302	4 x 1.5	0.7	3.5	0.7	9.3	11.3	140
379L0402	2 x 2.5	0.7	3.9	0.7	8.7	10.7	109
379L0502	3 x 2.5	0.7	3.9	0.7	9.3	11.3	148
379L0602	4 x 2.5	0.7	3.9	0.7	10.2	12.4	188
379L0702	2 x 4	0.7	4.5	0.7	9.8	12.0	140
379L0802	3 x 4	0.7	4.5	0.7	10.4	12.7	192
379L0902	4 x 4	0.7	4.5	0.8	11.5	14.0	246
379L1002	2 x 6	0.7	5.1	0.8	11.1	13.4	197
379L1102	3 x 6	0.7	5.1	0.8	11.8	14.3	272
379L1202	4 x 6	0.7	5.1	1.0	13.0	15.7	350
379L1302	2 x 10	0.7	6.4	1.0	13.8	16.7	308
379L1402	3 x 10	0.7	6.4	1.0	14.7	17.9	429
379L1502	4 x 10	0.7	6.4	1.0	16.1	19.6	552
379L1602	2 x 16	0.7	7.5	1.0	15.7	19.2	434
379L1702	3 x 16	0.7	7.5	1.0	16.9	20.5	612
379L1802	4 x 16	0.7	7.5	1.2	18.5	22.6	793
379L1902	2 x 25	0.9	9.4	1.2	19.5	23.8	663
379L2002	3 x 25	0.9	9.4	1.2	20.8	25.5	938
379L2102	4 x 25	0.9	9.4	1.4	23.0	28.0	1218
379L2202	2 x 35	0.9	10.7	1.2	21.9	26.6	867
379L2302	3 x 35	0.9	10.7	1.2	23.4	28.6	1236
379L2402	2 x 50	1.0	12.3	1.4	25.1	30.7	1174
379L2502	3 x 50	1.0	12.3	1.4	26.9	32.8	1677

This product is a cable EN 50264-3-2 600 V MM with a mica tape on the core.
It is not described in EN 50264-1 and EN 50264-3-2 standards.

For this product, please contact :

OMERIN division principale

Zone Industrielle - F 63600 Ambert
Tel. +33 (0)4 73 82 50 00 - Fax +33 (0)4 73 82 50 10
omerin@omerin.com

OMERIN division silisol

BP 87 - ZI du Devey - F 42000 Saint-Etienne
Tel. +33 (0)4 77 81 36 00 - Fax +33 (0)4 77 81 37 00
silisol@omerin.com

www.omerin.com

The information provided in this technical data sheet is indicative and may be modified without prior notice, laying, wiring and electrical conditions and the environment of the cable can not be fully considered in our studies. In some cases, for production purposes, a separating tape may be added between two successive layers. In no way the company OMERIN shall be held responsible for any incidents in the case of inappropriate uses, particularly in the case of wiring conditions that do not respect the good practice and the standards in force. For an optimum use of the cables produced by our company, we recommend testing in real conditions. Our sales department is available for a possible provision of samples, and/or for the conditions of a complete study in our laboratories.

© Registered trademark of the OMERIN Group. Drawings and photos are not contractual. Reproduction is prohibited without the prior agreement of OMERIN.

omerin
LES CABLES DE L'EXTREME

VARPREN® RW

EN 50264-3-2 300V MM S FR

Sheathed and screened cable

FIRE RESISTANT POWERCABLES
EN 50264-2 & EN 50200 / EN 50264-3 & EN 50200



Characteristics

Thermal

Continuous operating temperature:
-40 °C to +90 °C.

Electrical

Operating voltage: 300 / 500 V.
Test voltage: 2 kV A.C.

Mechanical

Cut-through resistance: ★★★★★
Resistance to abrasion: ★★★★★☆
Minimum static internal bending radius:
as per EN 50355 (Table 16)
and EN 50343 (Table 4)

Chemical

Acid and base resistance: ★★★★★☆
Mineral oil resistance: ★★★★★☆
Fuel resistance only for class M: ★★★★★☆

Fire-smoke

Halogen-free (EN 60754-1).
Low toxicity (EN 60754-2).
Low smoke (EN 61034-2).
Flame retardant (EN 60332-1-2, EN 60332-3-24).
Fire resistance (EN 50200 or EN 50362).

Options

Other cross-sections or constructions on request.



- 1 • Tin-plated copper core - class 5 - EN 60228.
- 2 • Mica tape.
- 3 • Black fire resistant elastomer - type EI 109 as per EN 50264-3-2.
- 4 • Separating tape (optional).
- 5 • Tin-plated copper braid.
- 6 • Fire resistant elastomer - type EM 104 as per EN 50264-3-2.

Marking

OMERIN 332- TYPE EN 50264-3-2 300V < cross-section > MM S FR - EN 50200 PH120 -
batch number - week/year

Item code	Nominal cross-section (mm ²)	Nominal insulation thickness (mm)	Nominal conductor diameter (mm)	Nominal sheath thickness (mm)	Cable outer diameter (mm)		Approx. linear weight (kg/km)
					Mini	Maxi	
37910102	2 x 0.5	0.35	2.05	0.7	6.1	7.1	61
37912002	3 x 0.5	0.35	2.05	0.7	6.4	7.4	68
37911202	4 x 0.5	0.35	2.05	0.7	7.1	8.1	83
37911102	6 x 0.5	0.35	2.05	0.8	8.2	9.2	110
37911902	1 x 0.75	0.35	2.2	0.7	4.0	5.0	36
37910602	2 x 0.75	0.35	2.2	0.7	6.5	7.5	74
37911502	4 x 0.75	0.35	2.2	0.7	6.8	7.8	85
37910302	1 x 1	0.4	2.7	0.8	4.5	5.5	43
37910202	2 x 1	0.4	2.7	0.85	7.4	8.4	75
37911602	3 x 1	0.4	2.7	0.85	7.8	8.8	100
37911002	4 x 1	0.4	2.7	0.9	8.6	9.6	115
37911402	6 x 1	0.4	2.7	0.9	9.9	11.3	178
37912402	7 x 1	0.4	2.7	0.9	9.9	11.3	178
37912102	8 x 1	0.4	2.7	0.9	11.8	13.2	220
37912502	9 x 1	0.4	2.7	1.0	12.6	14.2	243
37912602	12 x 1	0.4	2.7	1.0	13.0	14.8	294
37912702	19 x 1	0.4	2.7	1.2	15.6	17.8	430
37912802	24 x 1	0.4	2.7	1.2	18.2	20.8	560
37912902	32 x 1	0.4	2.7	1.2	20.5	23.3	710
37913002	37 x 1	0.4	2.7	1.2	21.3	24.1	800
37910702	1 x 1.5	0.5	2.9	0.8	5.0	6.0	52
37910402	2 x 1.5	0.5	2.9	0.8	8.0	9.0	112
37911302	3 x 1.5	0.5	2.9	0.8	8.4	9.4	124
37911702	4 x 1.5	0.5	2.9	0.9	8.8	10.2	151
37910802	6 x 1.5	0.5	2.9	0.9	10.4	12.1	233
37913102	7 x 1.5	0.5	2.9	0.9	10.4	12.1	233
37910902	8 x 1.5	0.5	2.9	1.0	12.9	14.3	306
37913202	9 x 1.5	0.5	2.9	1.0	13.1	15.2	316
37913302	12 x 1.5	0.5	2.9	1.0	14.1	16.7	411
37913402	19 x 1.5	0.5	2.9	1.0	16.3	19.4	585
37910502	1 x 2.5	0.5	3.3	0.8	5.3	6.3	60
37911802	2 x 2.5	0.5	3.3	0.8	8.8	9.8	140
37913502	4 x 2.5	0.5	3.3	0.8	9.8	11.4	207
37913602	7 x 2.5	0.5	3.3	0.8	11.8	13.7	323
37913702	9 x 2.5	0.5	3.3	1.0	14.8	17.2	450
37913802	12 x 2.5	0.5	3.3	1.0	16.0	18.5	557
37913902	19 x 2.5	0.5	3.3	1.2	18.9	21.9	826

For this product, please contact :

OMERIN division principale

Zone Industrielle - F 63600 Ambert
Tel. +33 (0)4 73 82 50 00 - Fax +33 (0)4 73 82 50 10
omerin@omerin.com

OMERIN division silisol

BP 87 - ZI du Devev - F 42000 Saint-Etienne
Tel. +33 (0)4 77 81 36 00 - Fax +33 (0)4 77 81 37 00
silisol@omerin.com

This product is a cable EN 50264-3-2 300 V MM S with a mica tape on the core.
It is not described in EN 50264-1 and EN 50264-3-2 standards.

www.omerin.com

The information provided in this technical data sheet is indicative and may be modified without prior notice, laying, wiring and electrical conditions and the environment of the cable can not be fully considered in our studies. In some cases, for production purposes, a separating tape may be added between two successive layers. In no way the company OMERIN shall be held responsible for any incidents in the case of inappropriate uses, particularly in the case of wiring conditions that do not respect the good practice and the standards in force. For an optimum use of the cables produced by our company, we recommend testing in real conditions. Our sales department is available for a possible provision of samples, and/or for the conditions of a complete study in our laboratories.

© Registered trademark of the OMERIN Group. Drawings and photos are not contractual. Reproduction is prohibited without the prior agreement of OMERIN.

**CABLE SOLUTIONS
FOR ROLLING STOCK**
FIRE RESISTANT POWERCABLES
 EN 50264-2 & EN 50200 / EN 50264-3 & EN 50200

VARPREN® RW

EN 50264-3-2 600V MM S FR

Sheathed and screened cable



Characteristics

Thermal

Continuous operating temperature:
-40 °C to +90 °C.

Electrical

Operating voltage: 0.6 / 1 kV.
Test voltage: 3.5 kV A.C.

Mechanical

Cut-through resistance: ★★★★★
Resistance to abrasion: ★★★★★
Minimum static internal bending radius:
as per EN 50355 (Table 16)
and EN 50343 (Table 4)

Chemical

Acid and base resistance: ★★★★★
Mineral oil resistance: ★★★★★
Fuel resistance only for class M: ★★★★★

Fire-smoke

Halogen-free (EN 60754-1).
Low toxicity (EN 60754-2).
Low smoke (EN 61034-2).
Flame retardant (EN 60332-1-2, EN 60332-3-24).
Fire resistance (EN 50200 or EN 50362).

Options

Other cross-sections or constructions on request.

Marking

OMERIN 332 - EN 50264-3-2 600V < cross-section > MM S FR - EN 50200 PH120 - batch number - week/year

Item code	Nominal cross-section (mm ²)	Nominal insulation thickness (mm)	Nominal conductor diameter (mm)	Nominal sheath thickness (mm)	Cable outer diameter (mm)		Approx. linear weight (kg/km)
					Mini	Maxi	
379S0102	2 x 1.5	0.7	3.5	0.7	8.5	10.5	119
379S0202	3 x 1.5	0.7	3.5	0.7	9.0	11.0	149
379S0302	4 x 1.5	0.7	3.5	0.7	9.9	12.1	188
379S0402	2 x 2.5	0.7	3.9	0.7	9.4	11.3	148
379S0502	3 x 2.5	0.7	3.9	0.7	9.9	12.1	196
379S0602	4 x 2.5	0.7	3.9	0.8	11.0	13.5	247
379S0702	2 x 4	0.7	4.5	0.8	10.5	13.0	197
379S0802	3 x 4	0.7	4.5	0.8	11.2	13.7	253
379S0902	4 x 4	0.7	4.5	0.8	12.3	15.0	313
379S1002	2 x 6	0.7	5.1	0.8	11.6	14.3	254
379S1102	3 x 6	0.7	5.1	0.8	12.4	15.1	334
379S1202	4 x 6	0.7	5.1	1.0	14.1	17.1	456
379S1302	2 x 10	0.7	6.4	1.0	14.6	17.8	404
379S1402	3 x 10	0.7	6.4	1.0	15.4	19.0	532
379S1502	4 x 10	0.7	6.4	1.0	17.0	20.6	666
379S1602	2 x 16	0.7	7.5	1.0	16.5	20.3	545
379S1702	3 x 16	0.7	7.5	1.2	18.0	21.9	750
379S1802	4 x 16	0.7	7.5	1.2	19.7	24.0	946
379S1902	2 x 25	0.9	9.4	1.2	20.2	25.0	802
379S2002	3 x 25	0.9	9.4	1.2	21.7	26.5	1087
379S2102	4 x 25	0.9	9.4	1.4	24.4	29.7	1450
379S2202	2 x 35	0.9	10.7	1.4	23.2	28.3	1087
379S2302	3 x 35	0.9	10.7	1.4	24.8	30.1	1473
379S2402	2 x 50	1.0	12.3	1.4	26.0	31.9	1399
379S2502	3 x 50	1.0	12.3	1.6	28.2	34.5	1948

This product is a cable EN 50264-3-2 600 V MMS with a mica tape on the core.
It is not described in EN 50264-1 and EN 50264-3-2 standards..

For this product, please contact :

OMERIN division principale

Zone Industrielle - F 63600 Ambert
Tel. +33 (0)4 73 82 50 00 - Fax +33 (0)4 73 82 50 10
omerin@omerin.com

OMERIN division silisol

BP 87 - ZI du Devey - F 42000 Saint-Etienne
Tel. +33 (0)4 77 81 36 00 - Fax +33 (0)4 77 81 37 00
silisol@omerin.com

www.omerin.com

The information provided in this technical data sheet is indicative and may be modified without prior notice, laying, wiring and electrical conditions and the environment of the cable can not be fully considered in our studies. In some cases, for production purposes, a separating tape may be added between two successive layers. In no way the company OMERIN shall be held responsible for any incidents in the case of inappropriate uses, particularly in the case of wiring conditions that do not respect the good practice and the standards in force. For an optimum use of the cables produced by our company, we recommend testing in real conditions. Our sales department is available for a possible provision of samples, and/or for the conditions of a complete study in our laboratories.

© Registered trademark of the OMERIN Group. Drawings and photos are not contractual. Reproduction is prohibited without the prior agreement of OMERIN.

DATA & COMMUNICATION CABLES

FT No.	PRODUCT REFERENCE	PAGE
5600	DATA & COMMUNICATION CABLES	67
5602	DATARAIL® 100BE85EM101 4x0.5	68

CABLE SOLUTIONS
FOR ROLLING STOCK

DATARAIL®
DATA & COMMUNICATION CABLES


FT No.	OMERIN reference	Single or multicore type	Core insulation thickness	Core insulation type	Screened by a tin-plated copper braid	Outer sheath type	Operating temperature (°C)	Nominal impedance from 1 to 100 MHz (Ω)	IRM902 Mineral Oil Resistant	IRM 903 Fuel Resistant	Halogen-free Low Smoke	Application
5602	DATARAIL 100BE85EM101 4 x 0.5	Multicore	Single core	Polyolefin	✓	EM101	85°C	100	✓	✓	✓	ETHERNET LINK

DATARAIL®

100BE85EM101

4x0.5 mm²

Sheathed cable



Characteristics

Thermal

Continuous operating temperature:
-25 °C to +85 °C.

Electrical

Operating voltage: 300 V.
Test voltage: 2 kV A.C.

Nominal impedance from 1 to 100 MHz: 100 Ω.
Mutual capacitance: ≤ 55 pF/m.
Capacitance unbalance pair to ground: ≤ 1600 pF/km.
Nominal velocity ratio: 70 %.
Transfer impedance from 100 KHz to 30 MHz: ≤ 10 mΩ/m.
from 30 to 100 MHz: ≤ 50 mΩ/m.
Insulation resistance at 20 °C: ≥ 150 MΩ.km.
Linear resistance at 20 °C: ≤ 40.1 Ω/km.

Mechanical

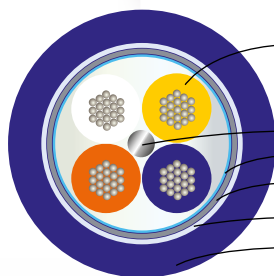
Cut-through resistance: ★★★★★
Resistance to abrasion: ★★★★★☆
Minimum static internal bending radius: 8xD.

Chemical

Acid and base resistance: ★★★★★☆
Mineral oil resistance: ★★★★★☆
Fuel resistance only for class M: ★★★★★☆

Fire-smoke

Halogen-free (EN 60754-1).
Low toxicity (EN 60754-2).
Low smoke (EN 61034-2).
Flame retardant (EN 60332-1-2).
Fire smoke protection: EN45545-2.



- 1 • Twisted quad (4x0.5 mm²)
> Conductor : Tin-plated copper core (19/0.18 mm)
Class 5 - EN 60228
> Insulation : Polyolefin
- 2 • Optional filler
- 3 • PET and ALU/PET tapes
- 4 • General electrical shielding (tin-plated copper braid)
- 5 • Fire-retardant tape
- 6 • Fire resistant elastomer EM101 according to EN 50264-1

Marking

DTREN 150002 - 300V - 4x0.5mm² C S - QUADRAX 100 OHMS - OMERIN 369 - batch number - week/year

Frequency (MHz)	1	4	10	16	20	31.25	62.5	100
Max. Insertion Loss (dB/100 m)	3.2	6	9.5	12.1	13.6	17.1	24.8	32
Min. PS NEXT (dB)	62.3	53.3	47.3	44.2	42.8	39.9	35.4	32.3
Min. Return Loss (dB)	-	23	25	25	25	23.3	20.7	19
Min. EL FEXT (dB)	61	49	41	36.9	35	31.1	25.1	21

Core number	Nominal cross-section (mm ²)	Nominal conductor diameter (mm)	Nominal cable outer diameter (mm)	Approx. linear weight (kg/km)
4	0.5	1.95	8.5	40.1

For this product, please contact :

OMERIN division principale

Zone Industrielle - F 63600 Ambert
Tel. +33 (0)4 73 82 50 00 - Fax +33 (0)4 73 82 50 10
omerin@omerin.com

OMERIN division silisol

BP 87 - ZI du Devev - F 42000 Saint-Etienne
Tel. +33 (0)4 77 81 36 00 - Fax +33 (0)4 77 81 37 00
silisol@omerin.com

www.omerin.com

The information provided in this technical data sheet is indicative and may be modified without prior notice, laying, wiring and electrical conditions and the environment of the cable can not be fully considered in our studies. In some cases, for production purposes, a separating tape may be added between two successive layers. In no way the company OMERIN shall be held responsible for any incidents in the case of inappropriate uses, particularly in the case of wiring conditions that do not respect the good practice and the standards in force. For an optimum use of the cables produced by our company, we recommend testing in real conditions. Our sales department is available for a possible provision of samples, and/or for the conditions of a complete study in our laboratories.

© Registered trademark of the OMERIN Group. Drawings and photos are not contractual. Reproduction is prohibited without the prior agreement of OMERIN.

Notes

Notes





omerin
division principale

Headquarters and division principale
Zone industrielle - 63600 Ambert - France

Tel. +33 (0)4 73 82 50 00

Fax +33 (0)4 73 82 50 10

e-mail: omerin@omerin.com

omerin
division silisol

division silisol
B.P. 87 - 11, allée du Couchant Z.I. du Devey
42010 Saint-Etienne Cedex 2 - France

Tel. +33 (0)4 77 81 36 00

Fax +33 (0)4 77 81 37 00

e-mail: silisol@omerin.com

www.omerin.com