

10

SILICOU[®]
HIGH TEMPERATURE MEDIUM VOLTAGE
POWER CABLES

omerin
LES CABLES DE L'EXTREME




- The world's leading manufacturer of silicone-insulated wires and cables
- Europe's leading manufacturer of glass-yarn braids
- France's leading manufacturer of fire safety cables

The Omerin group has been producing electrical cables for extreme conditions since 1959

At Omerin, we use our know-how and technology to develop increasingly high-performance products.

Our expertise is recognized in over 120 countries.



Omerin offers a wide range of high-performance products covering a large number of applications in very diverse industries, including the electrothermal construction, electromechanical, chemical, nuclear energy, railway, automotive, naval, aerospace, heavy industry, power plant and other sectors. Our product range is further extended by varnished, impregnated and treated braided insulating sleeveings, door seals for ovens, fireproof sleeveings, thermocouple, extension and compensation cables as well as industrial braids.



Men and women at your service

The technical expertise of our teams is at your disposal, providing responses and solutions to all your requirements.

Our Methods, Quality and Research and Development Departments work permanently together with the aim of constantly improving our products and processes.

All our staff subscribe to this approach with their involvement and constant self-checking at all stages of production.

List of all the available catalogues:

HIGH TEMPERATURE WIRES AND CABLES FOR THE GENERAL MARKET SECTION I: CROSS LINKED ELASTOMERS 1

HIGH TEMPERATURE WIRES AND CABLES FOR THE GENERAL MARKET SECTION II: FLUOROPOLYMERS AND THERMOPLASTICS 2

HIGH TEMPERATURE WIRES AND CABLES FOR THE GENERAL MARKET SECTION III: COMPOSITE INSULATIONS 3

FIRE RESISTANT SAFETY CABLES 4

CABLE SOLUTIONS FOR ROLLING STOCK 5

CABLES FOR POWER STATIONS AND HIGH-RISK SITES 6

MARINE CABLES 7

PYROMETRY CABLES 8

BRAIDED INSULATING SLEEVINGS 9

HIGH TEMPERATURE MEDIUM VOLTAGE POWER CABLES 10

CABLE SOLUTIONS FOR AUTOMOTIVE AND E-MOBILITY 11

PACKAGING AND TECHNICAL DATA

Ultimately, this catalogue is the result of the passionate endeavours of an entire team, who have displayed great talent in writing it for you.

It is designed to be a simple and concise working tool for you, serving as a reference document that is able to meet the majority of your needs.

This catalogue, as well as ten others from our collection are available on line with real time updates and much more information at

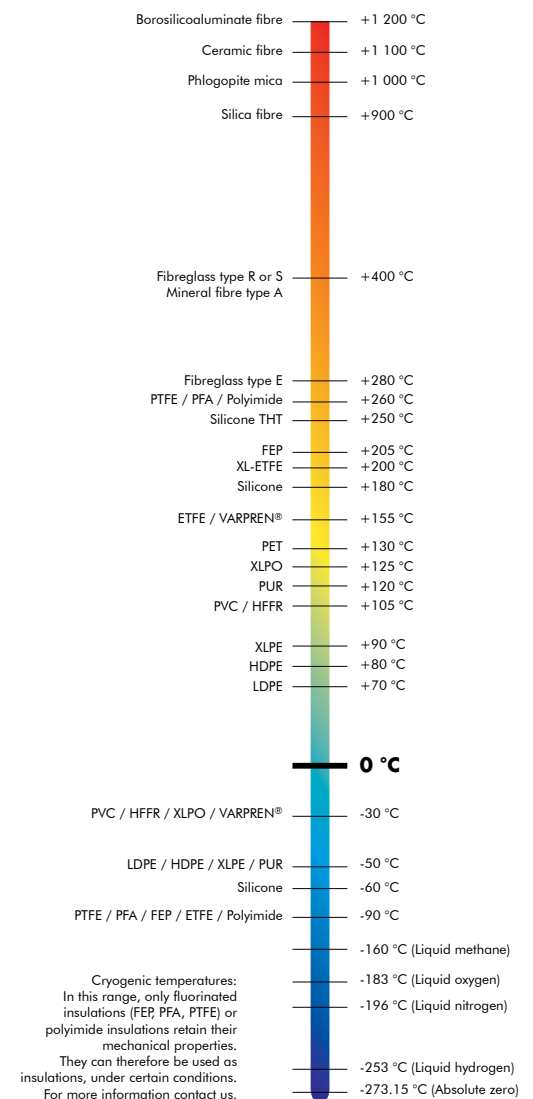
www.omerin.com

All the trademarks listed below are registered trademarks of the OMERIN Group.

BIO-HABITAT®	Wires and cables for a home without electromagnetic interference
CERAFIL®	Miniature ceramic insulated wires for very high temperatures
COAXRAIL®	Coaxial cables for railway industry
COAXTHERM®	High temperature coaxial cables
COUPLIX®	Pyrometry cables (thermocouples, extension, compensation cables)
DATARAIL®	Data cables for the railway industry
ELECTROAIR®	Aerospace & Defence wires and cables
ENERSYL®	Electrical cables for power station and high risk sites
FLEXBAT®	Extra flexible battery cables
LUMIPLAST®	Wires and cables for lighting systems
METALTRESSE®	High performance metallic braids
MINOROC®	Very high tensile strength synthetic cables
MULTIMAX®	Power, control and instrumentation cables for the marine industry
MULTI-VX®	Hybrid data and power cables
ODIOSIS®	Sound, amplification and loudspeaker cables
OILPLAST®	Cables for industrial environments and intrinsically safe system
OMBILIFLEX®	High performance special multi-function cables
PLASTHERM®	Special thermoplastic insulated wires and cables
POWER CONNECT®	High performance power cords
PROFIPLAST®	Thermoplastic insulated wires and cables
PYRISOL®	Fire resistant power cables for safety circuits
PYRITEL®	Fire resistant communication cables for safety circuits
SILIBOX®	Wire and cables cardboard box packaging system
SILICABLE®	Special high temperature wires and cables
SILICOUL®	Low and medium voltage class H (180°C) power cables
SILIFLAM®	Very high safety cables for extreme temperatures
SILIFLON®	Fluoropolymer insulated high temperature wires and cables
SILIGAINE®	Braided insulating sleeveings
SILIRAD®	Electron beam cross-linked cables
SILITUBE®	Braided or extruded tubes
SOLARPLAST®	Power cables for photovoltaic solar panels
SONDIX®	Platinum resistance temperature sensors connection cables
SPIRFLEX®	High performance spiral cables
TEXALARM®	Cables for safety systems and fire alarms
TS CABLES®	Coaxial and data cables
TS COM 900®	Telephonic cables for very speed reception
TS LAN®	Copper LAN cables
TWINLINK®	High temperature controlled impedance twisted pair cables
TWINPLAST®	Extra flexible cables for battery chargers or jump starters
VARPREN®	Wires and cables with special cross-linked Varpren® insulation
VEROX®	Fiberglass braided seals
VIDEOCOAX®	Analogue and digital video cables



Thermal classification of insulations



Contents

**SILICONE INSULATED
MEDIUM VOLTAGE POWER CABLES
WITH REINFORCING BRAID**

FT 10101 to 10116

Pages 6 to 21

**SILICONE INSULATED
AND SHEATHED MEDIUM
VOLTAGE POWER CABLES**

FT 10201 to 10208

Pages 24 to 31

**SILICONE INSULATED AND
POLYURETHANE SHEATHED MEDIUM
VOLTAGE POWER CABLES**

FT 10301 to 10312

Pages 34 to 41

**MAXIMUM PERMISSIBLE CURRENT
IN PERMANENT MODE**

Pages 43 to 61

Product list

SILICONE INSULATED MEDIUM VOLTAGE POWER CABLES WITH REINFORCING BRAID

FTNo.	PRODUCT REFERENCE	PAGE
10101	SILICOUL® 1.1 kV.....	6
10102	SILICOUL® 3.7 kV.....	7
10103	SILICOUL® 6.6 kV.....	8
10104	SILICOUL® 13.8 kV.....	9
10105	SILICOUL® Style 3661 - 1.1 kV.....	10
10106	SILICOUL® Style 3662 - 4.2 kV.....	11
10107	SILICOUL® Style 3663 - 7.2 kV.....	12
10108	SILICOUL® Style 3664 - 15 kV.....	13

FTNo.	PRODUCT REFERENCE	PAGE
10109	SILICOUL® ALU FLEX 1.1 kV.....	14
10110	SILICOUL® ALU FLEX 3.7 kV.....	15
10111	SILICOUL® ALU FLEX 6.6 kV.....	16
10112	SILICOUL® ALU FLEX 13.8 kV.....	17
10113	SILICOUL® SCR 1.1 kV.....	18
10114	SILICOUL® SCR 3.7 kV.....	19
10115	SILICOUL® SCR 6.6 kV.....	20
10116	SILICOUL® SCR 13.8 kV.....	21









SILICONE INSULATED AND SHEATHED MEDIUM VOLTAGE POWER CABLES

FTNo.	PRODUCT REFERENCE	PAGE
10201	SILICOUL® DI 1.1 kV.....	24
10202	SILICOUL® DI 3.7 kV.....	25
10203	SILICOUL® DI 6.6 kV.....	26
10204	SILICOUL® DI 13.8 kV.....	27
10205	SILICOUL® DI Style 3661 - 1.1 kV.....	28
10206	SILICOUL® DI Style 3662 - 4.2 kV.....	29
10207	SILICOUL® DI Style 3663 - 7.2 kV.....	30
10208	SILICOUL® DI Style 3664 - 15 kV.....	31

SILICONE INSULATED AND POLYURETHANE SHEATHED MEDIUM VOLTAGE POWER CABLES

FTNo.	PRODUCT REFERENCE	PAGE
10301	SILICOUL® ST PUR 1.1 kV.....	34
10302	SILICOUL® ST PUR 3.7 kV.....	35
10303	SILICOUL® ST PUR 6.6 kV.....	36
10304	SILICOUL® ST PUR 13.8 kV.....	37
10309	SILICOUL® SCR PUR 1.1 kV.....	38
10310	SILICOUL® SCR PUR 3.7 kV.....	39
10311	SILICOUL® SCR PUR 6.6 kV.....	40
10312	SILICOUL® SCR PUR 13.8 kV.....	41

SILICONE INSULATED MEDIUM VOLTAGE POWER CABLES WITH REINFORCING BRAID

FT No.	PRODUCT REFERENCE	APPROVAL	PAGE
10101	SILICOUL® 1.1 kV		6
10102	SILICOUL® 3.7 kV		7
10103	SILICOUL® 6.6 kV		8
10104	SILICOUL® 13.8 kV		9
10105	SILICOUL® Style 3661 - 1.1 kV		10
10106	SILICOUL® Style 3662 - 4.2 kV		11
10107	SILICOUL® Style 3663 - 7.2 kV		12
10108	SILICOUL® Style 3664 - 15 kV		13
10109	SILICOUL® ALU FLEX 1.1 kV		14
10110	SILICOUL® ALU FLEX 3.7 kV		15
10111	SILICOUL® ALU FLEX 6.6 kV		16
10112	SILICOUL® ALU FLEX 13.8 kV		17
10113	SILICOUL® SCR 1.1 kV		18
10114	SILICOUL® SCR 3.7 kV		19
10115	SILICOUL® SCR 6.6 kV		20
10116	SILICOUL® SCR 13.8 kV		21

HIGH TEMPERATURE MEDIUM VOLTAGE
POWER CABLES**SILICOUL® 1.1 kV**
-60 °C to +180 °C**Approvals - standards**


- Bureau VERITAS approval certificates: compliance with the tests described as per standards IEC 60092-350/353/360, IEC 60228, IEC 60331-11/21, IEC 60332-1-1/2, IEC 60332-3-22 and IEC 60754-2.
- Lloyd's Register approval certificates: compliance with the tests described as per standards IEC 60228, IEC 60092-350/353/360, IEC 60754-2, IEC 60332-1-1/2, IEC 60332-3-22 category A and IEC 60331-11/21.

Applications

- Cabling for rotating machines: motors, alternators, generators.
- Cabling for static machines: transformers, inductors, inverters, choppers.
- Shipbuilding and railway construction.
 - Power cabinets.

Options

- Extra-flexible tin-plated copper core - class 6 as per IEC 60228: contact us.
- Flexible or extra-flexible bare copper, silver-plated or nickel-plated copper core – class 5 or 6 as per IEC 60228: contact us.
 - Without reinforcing braid (ref. SILICOUL® ST 1.1 KV): contact us.
- Varnished synthetic fibre reinforcing braid (ref. SILICOUL® RI 1.1 KV): contact us.
- Very high temperature fibre reinforcing braid: contact us.
 - Outer flexible armour:
 - > Galvanised steel braid (ref. SILICOUL® BG 1.1 KV): contact us.
 - > Stainless steel braid (ref. SILICOUL® BI 1.1 KV): contact us.
- Multi-conductor cable made up of an assembly of several single conductor cables SILICOUL® 1.1 KV: contact us.
 - Other markings: contact us.
 - Other colours: contact us.
- Other nominal cross-sections: contact us.
 - Other options and/or combinations of the options outlined above: contact us.

SILICONE INSULATED MEDIUM VOLTAGE
POWER CABLES WITH REINFORCING BRAID

- 1 • Flexible tin-plated copper core - class 5 as per IEC 60228.
- 2 • Optional separating tape.
- 3 • Insulation: Silicone rubber.
- 4 • Reinforcement: Coated synthetic fibre braid.

Characteristics**General**

- Continuous operating temperatures: -60 °C to +180 °C.
- Good resistance to thermal shock and UV.
- Excellent mechanical strength.

Electrical

- Rated voltage: 1.1 kV.
- Test voltage: 3.5 kV.

Standard products

- Standard insulation colour: white.
- Standard reinforcing braid colour: yellow.
- Standard marking: OMERIN - SILICOUL 1.1 KV - IEC 60331 - IEC 60332-1 - IEC 60332-3-22 – {cross-section} No printing on sections 1.5 mm² to 6 mm²

SILICOUL® 1.1 kV**Flexible core • class 5 as per IEC 60228**

Nominal cross-section (mm ²)	Nominal stranding	Maximum linear resistance at 20 °C (Ω/km)
1.5	30 x 0.25	13.7
2.5	50 x 0.25	8.21
4	56 x 0.30	5.09
6	84 x 0.30	3.39
10	80 x 0.40	1.95
16	126 x 0.40	1.24
25	196 x 0.40	0.795
35	276 x 0.40	0.565
50	396 x 0.40	0.393
70	360 x 0.50	0.277
95	485 x 0.50	0.210
120	608 x 0.50	0.164
150	756 x 0.50	0.132
185	944 x 0.50	0.108
240	1221 x 0.50	0.0817
300	1525 x 0.50	0.0654
400	2037 x 0.50	0.0495

INSULATED WIRE OR CABLE

Nominal diameter (mm)	Approximate linear weight (kg/km)
3.8	23.5
4.3	34.0
4.9	48.9
6.0	71.7
7.2	117
8.6	174
10.4	268
11.9	360
14.1	512
15.9	686
18.2	914
20.7	1174
23.2	1457
25.2	1819
29.2	2448
31.6	2992
34.6	3837

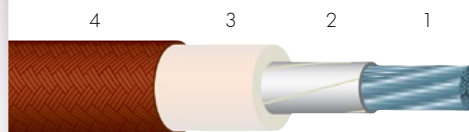
For this product, please contact:

OMERIN division principale 
Zone Industrielle - F 63600 Ambert
Tel. +33 (0)4 73 82 50 00 - Fax +33 (0)4 73 82 50 10
omerin@omerin.com

www.omerin.com

The information provided in this technical data sheet is indicative and may be modified without prior notice, laying, wiring and electrical conditions and the environment of the cable can not be fully considered in our studies. In no way the company OMERIN shall be held responsible for any incidents in the case of inappropriate uses, particularly in the case of wiring conditions that do not respect the good practice and the standards in force.
For an optimum use of the cables produced by our company, we recommend testing in real conditions. Our sales department is available for a possible provision of samples, and/or for the conditions of a complete study in our laboratories.
© Registered trademark of the OMERIN Group. Drawings and photos are not contractual. Reproduction is prohibited without the prior agreement of OMERIN.

omerin
LES CABLES DE L'EXTREME

HIGH TEMPERATURE MEDIUM VOLTAGE
POWER CABLES**SILICOUL® 3.7 kV**
-60 °C to +180 °CLloyd's
RegisterSILICONE INSULATED MEDIUM VOLTAGE
POWER CABLES WITH REINFORCING BRAID

- 1 • Flexible tin-plated copper core - class 5 as per IEC 60228.
- 2 • Optional separating tape.
- 3 • Insulation: Silicone rubber.
- 4 • Reinforcement: Coated synthetic fibre braid.

Approvals - standards

- Lloyd's Register approval certificates: compliance with the tests described as per standards IEC 60228, IEC 60092-350/360, IEC 60754-2, IEC 60332-1-1/2, IEC 60332-3-22 category A and IEC 60331-11/21.

Applications

- Cabling for rotating machines: motors, alternators, generators.
- Cabling for static machines: transformers, inductors, inverters, choppers.
- Shipbuilding and railway construction.
 - Power cabinets.

Options

- Extra-flexible tin-plated copper core class 6 as per IEC 60228: contact us.
 - Flexible or extra-flexible bare copper, silver-plated or nickel-plated copper core – class 5 or 6 as per IEC 60228: contact us.
 - Without reinforcing braid (ref. SILICOUL® ST 3.7 KV): contact us.
 - Varnished synthetic fibre reinforcing braid (ref. SILICOUL® RI 3.7 KV): contact us.
- Very high temperature fibre reinforcing braid: contact us.
 - Outer flexible armour:
 - > Galvanised steel braid (ref. SILICOUL® BG 3.7 KV): contact us.
 - > Stainless steel braid (ref. SILICOUL® BI 3.7 KV): contact us.
- Multi-conductor cable made up of an assembly of several single conductor cables SILICOUL® 3.7 KV: contact us.
 - Other colours: contact us.
- Other nominal cross-sections: contact us.
 - Other options and/or combinations of the options outlined above: contact us.

Characteristics**General**

- Continuous operating temperatures: -60 °C to +180 °C.
- Good resistance to thermal shock and UV.
- Excellent mechanical strength.

Electrical

- Rated voltage: 3.7 kV.
- Test voltage: 10 kV.

Standard products

- Standard insulation colour: white.
- Standard reinforcing braid colour: brown.

SILICOUL® 3.7 kV**Flexible core • class 5 as per IEC 60228**

Nominal cross-section (mm ²)	Nominal stranding	Maximum linear resistance at 20 °C (Ω/km)
1.5	30 x 0.25	13.7
2.5	50 x 0.25	8.21
4	56 x 0.30	5.09
6	84 x 0.30	3.39
10	80 x 0.40	1.95
16	126 x 0.40	1.24
25	196 x 0.40	0.795
35	276 x 0.40	0.565
50	396 x 0.40	0.393
70	360 x 0.50	0.277
95	485 x 0.50	0.210
120	608 x 0.50	0.164
150	756 x 0.50	0.132
185	944 x 0.50	0.108
240	1221 x 0.50	0.0817
300	1525 x 0.50	0.0654
400	2037 x 0.50	0.0495

INSULATED WIRE OR CABLE

Nominal diameter (mm)	Approximate linear weight (kg/km)
5.5	38.3
6.3	51.7
6.9	68.7
7.8	94.3
9.0	143
10.2	201
11.8	296
13.2	392
15.3	545
17.0	720
20.2	973
22.2	1233
24.4	1519
25.8	1856
29.6	2470
31.8	3004
35.7	3909

For this product, please contact:

OMERIN division principale

Zone Industrielle - F 63600 Ambert

Tel. +33 (0)4 73 82 50 00 - Fax +33 (0)4 73 82 50 10

omerin@omerin.com

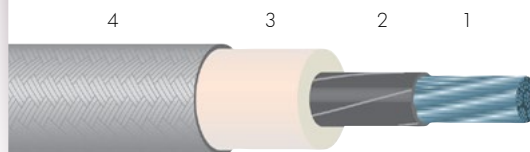
www.omerin.com

LES CABLES DE L'EXTREME

The information provided in this technical data sheet is indicative and may be modified without prior notice, laying, wiring and electrical conditions and the environment of the cable can not be fully considered in our studies. In no way the company OMERIN shall be held responsible for any incidents in the case of inappropriate uses, particularly in the case of wiring conditions that do not respect the good practice and the standards in force.

For an optimum use of the cables produced by our company, we recommend testing in real conditions. Our sales department is available for a possible provision of samples, and/or for the conditions of a complete study in our laboratories.

© Registered trademark of the OMERIN Group. Drawings and photos are not contractual. Reproduction is prohibited without the prior agreement of OMERIN.

HIGH TEMPERATURE MEDIUM VOLTAGE
POWER CABLES**SILICOUL® 6.6 kV**
-60 °C to +180 °CLloyd's
RegisterSILICONE INSULATED MEDIUM VOLTAGE
POWER CABLES WITH REINFORCING BRAID

- 1 • Flexible tin-plated copper core - class 5 as per IEC 60228.
- 2 • Semi-conductor tape(s).
- 3 • Insulation: Silicone rubber.
- 4 • Reinforcement: Coated synthetic fibre braid.

Approvals - standards

- Lloyd's Register approval certificates: compliance with the tests described as per standards IEC 60228, IEC 60092-350/354/360, IEC 60754-2, IEC 60332-1-1/2, IEC 60332-3-22 category A and IEC 60331-11/21.

Applications

- Cabling for rotating machines: motors, alternators, generators.
- Cabling for static machines: transformers, inductors, inverters, choppers.
- Shipbuilding and railway construction.
 - Power cabinets.

Options

- Extra-flexible tin-plated copper core class 6 as per IEC 60228: contact us.
 - Flexible or extra-flexible bare copper, silver-plated or nickel-plated copper core – class 5 or 6 as per IEC 60228: contact us.
 - Without reinforcing braid (ref. SILICOUL® ST 6.6 KV): contact us.
 - Varnished synthetic fibre reinforcing braid (ref. SILICOUL® RI 6.6 KV): contact us.
- Very high temperature fibre reinforcing braid: contact us.
 - Outer flexible armour:
 - > Galvanised steel braid (ref. SILICOUL® BG 6.6 KV): contact us.
 - > Stainless steel braid (ref. SILICOUL® BI 6.6 KV): contact us.
- Multi-conductor cable made up of an assembly of several single conductor cables SILICOUL® 6.6 KV: contact us.
 - Other colours: contact us.
- Other nominal cross-sections: contact us.
 - Other options and/or combinations of the options outlined above: contact us.

Characteristics**General**

- Continuous operating temperatures: -60 °C to +180 °C.
- Good resistance to thermal shock and UV.
- Excellent mechanical strength.

Electrical

- Rated voltage: 6.6 kV.
- Test voltage: 15 kV.

Standard products

- Standard insulation colour: white.
- Standard reinforcing braid colour: grey.

SILICOUL® 6.6 kV**Flexible core • class 5 as per IEC 60228**

Nominal cross-section (mm ²)	Nominal stranding	Maximum linear resistance at 20 °C (Ω/km)
2.5	50 x 0.25	8.21
4	56 x 0.30	5.09
6	84 x 0.30	3.39
10	80 x 0.40	1.95
16	126 x 0.40	1.24
25	196 x 0.40	0.795
35	276 x 0.40	0.565
50	396 x 0.40	0.393
70	360 x 0.50	0.277
95	485 x 0.50	0.210
120	608 x 0.50	0.164
150	756 x 0.50	0.132
185	944 x 0.50	0.108
240	1221 x 0.50	0.0817
300	1525 x 0.50	0.0654
400	2037 x 0.50	0.0495

INSULATED WIRE OR CABLE

Nominal diameter (mm)	Approximate linear weight (kg/km)
7.7	68.1
8.3	86.2
9.2	114
10.4	166
11.6	227
13.1	325
14.6	425
16.7	583
18.3	759
19.9	995
23.0	1262
24.1	1555
26.9	1904
30.7	2522
32.9	3059
37.2	3999

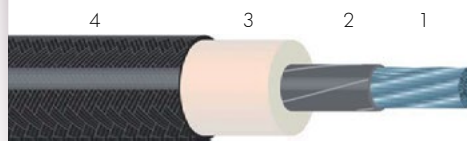
For this product, please contact:

OMERIN division principale
 Zone Industrielle - F 63600 Ambert
 Tel. +33 (0)4 73 82 50 00 - Fax +33 (0)4 73 82 50 10
 omerin@omerin.com

www.omerin.com

omerin
 LES CABLES DE L'EXTREME

The information provided in this technical data sheet is indicative and may be modified without prior notice, laying, wiring and electrical conditions and the environment of the cable can not be fully considered in our studies. In no way the company OMERIN shall be held responsible for any incidents in the case of inappropriate uses, particularly in the case of wiring conditions that do not respect the good practice and the standards in force.
 For an optimum use of the cables produced by our company, we recommend testing in real conditions. Our sales department is available for a possible provision of samples, and/or for the conditions of a complete study in our laboratories.
 © Registered trademark of the OMERIN Group. Drawings and photos are not contractual. Reproduction is prohibited without the prior agreement of OMERIN.

HIGH TEMPERATURE MEDIUM VOLTAGE
POWER CABLES**SILICOUL® 13.8 kV**
-60 °C to +180 °CSILICONE INSULATED MEDIUM VOLTAGE
POWER CABLES WITH REINFORCING BRAID

- 1 • Flexible tin-plated copper core - class 5 as per IEC 60228.
- 2 • Semi-conductor tape(s).
- 3 • Insulation: Silicone rubber.
- 4 • Reinforcement: Coated synthetic fibre braid.

Approvals - standards

- Lloyd's Register approval certificates: compliance with the tests described as per standards IEC 60228, IEC 60092-350/354/360, IEC 60754-2, IEC 60332-1-1/2, IEC 60332-3-22 category A and IEC 60331-11/21.

Applications

- Cabling for rotating machines: motors, alternators, generators.
- Cabling for static machines: transformers, inductors, inverters, choppers.
- Shipbuilding and railway construction.
 - Power cabinets.

Options

- Extra-flexible tin-plated copper core class 6 as per IEC 60228: contact us.
 - Flexible or extra-flexible bare copper, silver-plated or nickel-plated copper core – class 5 or 6 as per IEC 60228: contact us.
 - Without reinforcing braid (ref. SILICOUL® ST 13.8 KV): contact us.
 - Varnished synthetic fibre reinforcing braid (ref. SILICOUL® RI 13.8 KV): contact us.
- Very high temperature fibre reinforcing braid: contact us.
 - Outer flexible armour:
 - > Galvanised steel braid (ref. SILICOUL® BG 13.8 KV): contact us.
 - > Stainless steel braid (ref. SILICOUL® BI 13.8 KV): contact us.
- Multi-conductor cable made up of an assembly of several single conductor cables SILICOUL® 13.8 KV: contact us.
 - Other colours: contact us.
- Other nominal cross-sections: contact us.
 - Other options and/or combinations of the options outlined above: contact us.

Characteristics**General**

- Continuous operating temperatures: -60 °C to +180 °C.
- Good resistance to thermal shock and UV.
- Excellent mechanical strength.

Electrical

- Rated voltage: 13.8 kV.
- Test voltage: 30 kV.

Standard products

- Standard insulation colour: white.
- Standard reinforcing braid colour: black.

SILICOUL® 13.8 kV**Flexible core • class 5 as per IEC 60228**

Nominal cross-section (mm ²)	Nominal stranding	Maximum linear resistance at 20 °C (Ω/km)
2.5	50 x 0.25	8.21
4	56 x 0.30	5.09
6	84 x 0.30	3.39
10	80 x 0.40	1.95
16	126 x 0.40	1.24
25	196 x 0.40	0.795
35	276 x 0.40	0.565
50	396 x 0.40	0.393
70	360 x 0.50	0.277
95	485 x 0.50	0.210
120	608 x 0.50	0.164
150	756 x 0.50	0.132
185	944 x 0.50	0.108
240	1221 x 0.50	0.0817
300	1525 x 0.50	0.0654
400	2037 x 0.50	0.0495

INSULATED WIRE OR CABLE

Nominal diameter (mm)	Approximate linear weight (kg/km)
10.2	107
11.0	132
11.8	162
13.1	224
14.2	287
15.7	390
17.2	496
18.9	649
21.3	847
23.2	1079
25.2	1349
27.9	1672
29.3	2017
33.1	2650
35.5	3209
39.6	4152

For this product, please contact:

OMERIN division principale
Zone Industrielle - F 63600 Ambert
Tel. +33 (0)4 73 82 50 00 - Fax +33 (0)4 73 82 50 10
omerin@omerin.com

www.omerin.com

omerin
LES CABLES DE L'EXTREME

The information provided in this technical data sheet is indicative and may be modified without prior notice, laying, wiring and electrical conditions and the environment of the cable can not be fully considered in our studies. In no way the company OMERIN shall be held responsible for any incidents in the case of inappropriate uses, particularly in the case of wiring conditions that do not respect the good practice and the standards in force.
For an optimum use of the cables produced by our company, we recommend testing in real conditions. Our sales department is available for a possible provision of samples, and/or for the conditions of a complete study in our laboratories.
© Registered trademark of the OMERIN Group. Drawings and photos are not contractual. Reproduction is prohibited without the prior agreement of OMERIN.

SILICOUL® Style 3661 - 1.1 kV

UL and cUL approval
-60 °C to +180 °C



Approvals - standards

- UL approval (180 °C / 1100 V) as per standard UL 758 – File no.: E101965.
- cUL approval (CSA 180 °C / 1000 V) as per standard C22.2 N° 210 – File no.: E101965.
- Compliance with the tests described as per standard IEC 60092-350/353/360, IEC 60331-11/21, IEC 60332-1-1/2, IEC 60332-3-22 category A and IEC 60754-2.
 - Horizontal flame as per UL approval.
- FT1 and FT2 flame ratings as per cUL approval.


Applications

- Cabling for rotating machines: motors, alternators, generators.
- Cabling for static machines: transformers, inductors, inverters, choppers.
- Shipbuilding and railway construction.
 - Power cabinets.

Options

- Flexible bare copper core class 5 as per IEC 60228: contact us.
- • Flexible or extra-flexible silver-plated or nickel-plated copper core - class 5 or 6 as per IEC 60228: contact us.
 - Without reinforcing braid: contact us.
- Varnished synthetic fibre reinforcing braid: contact us.
- Very high temperature fibre reinforcing braid: contact us.
- • Multi-conductor cable made up of an assembly of single conductor cables SILICOUL® Style 3661 1.1 KV: contact us.
 - Other colours: contact us.
- Other nominal metric or American cross-sections: contact us.
 - Other options and/or combinations of the options outlined above: contact us.

SILICONE INSULATED MEDIUM VOLTAGE POWER CABLES WITH REINFORCING BRAID



- 1 • Flexible tin-plated copper core - class 5 as per IEC 60228.
- 2 • Optional separating tape.
- 3 • Insulation: Silicone rubber.
- 4 • Reinforcement: Coated synthetic fibre braid.

Characteristics

General

- Continuous operating temperatures: -60 °C to +180 °C.
- Good resistance to thermal shock and UV.
- Excellent mechanical strength.

Electrical

- Rated voltage: 1.1 kV.
- Test voltage: 3.5 kV.

Standard products

- Standard insulation colour: white.
- Standard reinforcing braid colour: yellow.

Style 3661 - 1.1 kV

Flexible core • class 5 as per IEC 60228

Nominal cross-section (mm ²)	Nominal stranding	Maximum linear resistance at 20 °C (Ω/km)
1.5	7 x 0.52*	12.2
2.5	19 x 0.40*	7.56
4	32 x 0.40*	4.70
6	48 x 0.40*	3.11
10	80 x 0.40	1.95
16	126 x 0.40	1.24
25	196 x 0.40	0.795
35	276 x 0.40	0.565
50	396 x 0.40	0.393
70	360 x 0.50	0.277
95	485 x 0.50	0.210
120	608 x 0.50	0.164
150	756 x 0.50	0.132
185	944 x 0.50	0.108
240	1221 x 0.50	0.0817
300	1525 x 0.50	0.0654
400	2037 x 0.50	0.0495

INSULATED WIRE OR CABLE

Nominal diameter (mm)	Approximate linear weight (kg/km)
3.8	24.7
4.3	35.2
4.9	52.4
6.0	76.3
7.2	117
8.6	174
10.4	268
11.9	360
14.1	512
15.9	686
18.2	914
20.7	1174
23.2	1457
25.2	1819
29.2	2448
31.6	2992
34.6	3837

* Tin-plated copper core – class 2 as per IEC 60228.

For this product, please contact:

OMERIN division principale

Zone Industrielle - F 63600 Ambert

Tel. +33 (0)4 73 82 50 00 - Fax +33 (0)4 73 82 50 10

omerin@omerin.com

www.omerin.com

The information provided in this technical data sheet is indicative and may be modified without prior notice, laying, wiring and electrical conditions and the environment of the cable can not be fully considered in our studies. In no way the company OMERIN shall be held responsible for any incidents in the case of inappropriate uses, particularly in the case of wiring conditions that do not respect the good practice and the standards in force.

For an optimum use of the cables produced by our company, we recommend testing in real conditions. Our sales department is available for a possible provision of samples, and/or for the conditions of a complete study in our laboratories.

© Registered trademark of the OMERIN Group. Drawings and photos are not contractual. Reproduction is prohibited without the prior agreement of OMERIN.

omerin
LES CABLES DE L'EXTREME

SILICOUL® Style 3662 - 4.2 kV

UL approval
-60 °C to +180 °C



Approvals - standards

- UL approval (180 °C / 4200 V) as per standard UL 758 – File no.: E101965.
- Compliance with the tests described as per standards IEC 60092-350/360, IEC 60331-11/21, IEC 60332-1-1/2, IEC 60332-3-22 category A and IEC 60754-2.
- Horizontal flame as per UL approval.

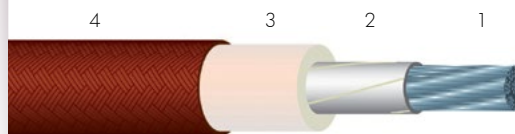
Applications

- Cabling for rotating machines: motors, alternators, generators.
- Cabling for static machines: transformers, inductors, inverters, choppers.
- Shipbuilding and railway construction.
- Power cabinets.

Options

- Flexible bare copper core class 5 as per IEC 60228: contact us.
- • Flexible or extra-flexible silver-plated or nickel-plated copper core - class 5 or 6 as per IEC 60228: contact us.
- Without reinforcing braid: contact us.
- Varnished synthetic fibre reinforcing braid: contact us.
- Very high temperature fibre reinforcing braid: contact us.
- • Multi-conductor cable made up of an assembly of several single conductor cables SILICOUL® Style 3662 4.2 KV: contact us.
- Other colours: contact us.
- Other nominal metric or American cross-sections: contact us.
- Other options and/or combinations of the options outlined above: contact us.

SILICONE INSULATED MEDIUM VOLTAGE POWER CABLES WITH REINFORCING BRAID



- 1 • Flexible tin-plated copper core - class 5 as per IEC 60228.
- 2 • Optional separating tape.
- 3 • Insulation: Silicone rubber.
- 4 • Reinforcement: Coated synthetic fibre braid.

Characteristics

General

- Continuous operating temperatures: -60 °C to +180 °C.
- Good resistance to thermal shock and UV.
- Excellent mechanical strength.

Electrical

- Rated voltage: 4.2 kV.
- Test voltage: 10 kV.

Standard products

- Standard insulation colour: white.
- Standard reinforcing braid colour: brown.

Style 3662 - 4.2 kV

Flexible core • class 5 as per IEC 60228

Nominal cross-section (mm ²)	Nominal stranding	Maximum linear resistance at 20 °C (Ω/km)
1.5	7 x 0.52*	12.2
2.5	19 x 0.40*	7.56
4	32 x 0.40*	4.70
6	48 x 0.40*	3.11
10	80 x 0.40	1.95
16	126 x 0.40	1.24
25	196 x 0.40	0.795
35	276 x 0.40	0.565
50	396 x 0.40	0.393
70	360 x 0.50	0.277
95	485 x 0.50	0.210
120	608 x 0.50	0.164
150	756 x 0.50	0.132
185	944 x 0.50	0.108
240	1221 x 0.50	0.0817
300	1525 x 0.50	0.0654
400	2037 x 0.50	0.0495

INSULATED WIRE OR CABLE

Nominal diameter (mm)	Approximate linear weight (kg/km)
5.5	39.4
6.3	52.9
6.9	72.2
7.8	98.7
9.0	143
10.2	201
11.8	296
13.2	392
15.3	545
17.0	720
20.2	973
22.2	1233
24.4	1519
25.8	1856
29.6	2470
31.8	3004
35.7	3909

* Tin-plated copper core – class 2 as per IEC 60228.

For this product, please contact:

OMERIN division principale

Zone Industrielle - F 63600 Ambert

Tel. +33 (0)4 73 82 50 00 - Fax +33 (0)4 73 82 50 10

omerin@omerin.com

www.omerin.com

The information provided in this technical data sheet is indicative and may be modified without prior notice, laying, wiring and electrical conditions and the environment of the cable can not be fully considered in our studies. In no way the company OMERIN shall be held responsible for any incidents in the case of inappropriate uses, particularly in the case of wiring conditions that do not respect the good practice and the standards in force.

For an optimum use of the cables produced by our company, we recommend testing in real conditions. Our sales department is available for a possible provision of samples, and/or for the conditions of a complete study in our laboratories.

© Registered trademark of the OMERIN Group. Drawings and photos are not contractual. Reproduction is prohibited without the prior agreement of OMERIN.

omerin
LES CABLES DE L'EXTREME

HIGH TEMPERATURE MEDIUM VOLTAGE
POWER CABLES**SILICOUL®**
Style 3663 - 7.2 kV**UL approval**
-60 °C to +180 °C**Approvals - standards**


- UL approval (180 °C / 7200 V) as per standard UL 758 – File no.: E101965.
- • Compliance with the tests described as per standard IEC 60092-350/354/360, IEC 60331-11/21, IEC 60332-1-1/2, IEC 60332-3-22 category A and IEC 60754-2.
 - Horizontal flame as per UL approval.

Applications

- Cabling for rotating machines: motors, alternators, generators.
- Cabling for static machines: transformers, inductors, inverters, choppers.
- Shipbuilding and railway construction.
 - Power cabinets.

Options

- Flexible bare copper core - class 5 as per IEC 60228: contact us.
- • Flexible or extra-flexible silver-plated or nickel-plated copper core - class 5 or 6 as per IEC 60228: contact us.
 - Without reinforcing braid: contact us.
- Varnished synthetic fibre reinforcing braid: contact us.
- Very high temperature fibre reinforcing braid: contact us.
- • Multi-conductor cable made up of an assembly of several single conductor cables SILICOUL® Style 3663 7.2 KV: contact us.
 - Other colours: contact us.
- Other nominal metric or American cross-sections: contact us.
 - Other options and/or combinations of the options outlined above: contact us.

SILICONE INSULATED MEDIUM VOLTAGE
POWER CABLES WITH REINFORCING BRAID

- 1 • Flexible tin-plated copper core - class 5 as per IEC 60228.
- 2 • Semi-conductor tape(s).
- 3 • Insulation: Silicone rubber.
- 4 • Reinforcement: Coated synthetic fibre braid.

Characteristics**General**

- Continuous operating temperatures: -60 °C to +180 °C.
- Good resistance to thermal shock and UV.
- Excellent mechanical strength.

Electrical

- Rated voltage: 7.2 kV.
- Test voltage: 15 kV.

Standard products

- Standard insulation colour: white.
- Standard reinforcing braid colour: grey.

Style 3663 - 7.2 kV**Flexible core • class 5 as per IEC 60228**

Nominal cross-section (mm ²)	Nominal stranding	Maximum linear resistance at 20 °C (Ω/km)
2.5	19 × 0.40*	7.56
4	32 × 0.40*	4.70
6	48 × 0.40*	3.11
10	80 × 0.40	1.95
16	126 × 0.40	1.24
25	196 × 0.40	0.795
35	276 × 0.40	0.565
50	396 × 0.40	0.393
70	360 × 0.50	0.277
95	485 × 0.50	0.210
120	608 × 0.50	0.164
150	756 × 0.50	0.132
185	944 × 0.50	0.108
240	1221 × 0.50	0.0817
300	1525 × 0.50	0.0654
400	2037 × 0.50	0.0495

INSULATED WIRE OR CABLE

Nominal diameter (mm)	Approximate linear weight (kg/km)
7.7	69.2
8.3	89.7
9.2	119
10.4	166
11.6	227
13.1	325
14.6	425
16.7	583
18.3	759
19.9	995
23.0	1262
24.1	1555
26.9	1904
30.7	2522
32.9	3059
37.2	3999

* Tin-plated copper core – class 2 as per IEC 60228.

For this product, please contact:

OMERIN division principale 
Zone Industrielle - F 63600 Ambert
Tel. +33 (0)4 73 82 50 00 - Fax +33 (0)4 73 82 50 10
omerin@omerin.com

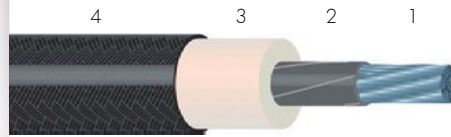
www.omerin.com

omerin
LES CABLES DE L'EXTREME

The information provided in this technical data sheet is indicative and may be modified without prior notice, laying, wiring and electrical conditions and the environment of the cable can not be fully considered in our studies. In no way the company OMERIN shall be held responsible for any incidents in the case of inappropriate uses, particularly in the case of wiring conditions that do not respect the good practice and the standards in force.
For an optimum use of the cables produced by our company, we recommend testing in real conditions. Our sales department is available for a possible provision of samples, and/or for the conditions of a complete study in our laboratories.
© Registered trademark of the OMERIN Group. Drawings and photos are not contractual. Reproduction is prohibited without the prior agreement of OMERIN.

SILICOUL® Style 3664 - 15 kV

UL approval
-60 °C to +180 °C



- 1 • Flexible tin-plated copper core - class 5 as per IEC 60228.
- 2 • Semi-conductor tape(s).
- 3 • Insulation: Silicone rubber.
- 4 • Reinforcement: Coated synthetic fibre braid.

Approvals - standards

- UL approval (180 °C / 15000 V) as per standard UL 758 – File no.: E101965.
- Compliance with the tests described as per standard IEC 60092-350/354/360, IEC 60331-11/21, IEC 60332-1-1/2, IEC 60332-3-22 category A and IEC 60754-2.
- Horizontal flame as per UL approval.

Applications

- Cabling for rotating machines: motors, alternators, generators.
- Cabling for static machines: transformers, inductors, inverters, choppers.
- Shipbuilding and railway construction.
 - Power cabinets.

Options

- Flexible bare copper core - class 5 as per IEC 60228: contact us.
- • Flexible or extra-flexible silver-plated or nickel-plated copper core - class 5 or 6 as per IEC 60228: contact us.
 - Without reinforcing braid: contact us.
 - Varnished synthetic fibre reinforcing braid: contact us.
- Very high temperature fibre reinforcing braid: contact us.
- • Multi-conductor cable made up of an assembly of several single conductor cables SILICOUL® Style 3664 15 KV: contact us.
 - Other colours: contact us.
- Other nominal metric or American cross-sections: contact us.
 - Other options and/or combinations of the options outlined above: contact us.

Characteristics

General

- Continuous operating temperatures: -60 °C to +180 °C.
- Good resistance to thermal shock and UV.
- Excellent mechanical strength.

Electrical

- Rated voltage: 15 kV.
- Test voltage: 30 kV.

Standard products

- Standard insulation colour: white.
- Standard reinforcing braid colour: black.

Style 3664 - 15 kV

Flexible core • class 5 as per IEC 60228

Nominal cross-section (mm ²)	Nominal stranding	Maximum linear resistance at 20 °C (Ω/km)
2.5	19 × 0.40*	7.56
4	32 × 0.40*	4.70
6	48 × 0.40*	3.11
10	80 × 0.40	1.95
16	126 × 0.40	1.24
25	196 × 0.40	0.795
35	276 × 0.40	0.565
50	396 × 0.40	0.393
70	360 × 0.50	0.277
95	485 × 0.50	0.210
120	608 × 0.50	0.164
150	756 × 0.50	0.132
185	944 × 0.50	0.108
240	1221 × 0.50	0.0817
300	1525 × 0.50	0.0654
400	2037 × 0.50	0.0495

INSULATED WIRE OR CABLE

Nominal diameter (mm)	Approximate linear weight (kg/km)
10.6	116
11.0	135
11.8	167
13.1	224
14.2	287
15.7	390
17.2	496
18.9	649
21.3	847
23.2	1079
25.2	1349
27.9	1672
29.3	2017
33.1	2650
35.5	3209
39.6	4152

* Tin-plated copper core – class 2 as per IEC 60228.

For this product, please contact:

OMERIN division principale
Zone Industrielle - F 63600 Ambert
Tel. +33 (0)4 73 82 50 00 - Fax +33 (0)4 73 82 50 10
omerin@omerin.com




www.omerin.com

The information provided in this technical data sheet is indicative and may be modified without prior notice, laying, wiring and electrical conditions and the environment of the cable can not be fully considered in our studies. In no way the company OMERIN shall be held responsible for any incidents in the case of inappropriate uses, particularly in the case of wiring conditions that do not respect the good practice and the standards in force.
For an optimum use of the cables produced by our company, we recommend testing in real conditions. Our sales department is available for a possible provision of samples, and/or for the conditions of a complete study in our laboratories.
© Registered trademark of the OMERIN Group. Drawings and photos are not contractual. Reproduction is prohibited without the prior agreement of OMERIN.

SILICOUL® ALU FLEX 1.1 kV -60 °C to +180 °C

SILICONE INSULATED MEDIUM VOLTAGE
POWER CABLES WITH REINFORCING BRAID



- 1 • Flexible aluminium core.
- 2 • Facultative separating tape.
- 3 • Insulation: Silicone rubber.
- 4 • Reinforcement: Coated synthetic fibre braid.

Applications

- Cabling for rotating machines: motors, alternators, generators.
- Cabling for static machines: transformers, inductors, inverters, choppers.
- Power cabinets.

Options

- Electrical shielding:
 - > Tin-plated copper braid (ref. SILICOUL® ALU FLEX SCR 1.1 kV): contact us.
 - Outer flexible armour:
 - > Galvanised steel braid (ref. SILICOUL® ALU FLEX BG 1.1 kV): contact us.
 - > Stainless steel braid (ref. SILICOUL® ALU FLEX BI 1.1 kV): contact us.
 - Multi-conductor cable made up of an assembly of several single conductor cables SILICOUL® ALU FLEX 1.1 kV: contact us.
 - Other markings: contact us.
 - Other colours: contact us.
- Other nominal cross-sections: contact us.
 - Other options and/or combinations of the options outlined above: contact us.

Characteristics

General

- Continuous operating temperature: -60 °C to +180 °C.
- Good resistance to oil and hydrocarbons.
- Good mechanical strength.

Electrical

- Rated voltage: 1.1 kV.
- Test voltage: 3.5 kV.

Standard products

- Standard insulation colour: white.
- Standard reinforcing braid colour: yellow.
- Standard marking: OMERIN – SILICOUL ALU FLEX 1.1 KV – {cross-section/mm²}

SILICOUL® ALU FLEX 1.1 kV

Flexible aluminium core			INSULATED WIRE OR CABLE	
Nominal cross-section	Maximal diameter of strands	Maximum linear resistance at 20 °C	Nominal diameter	Approximate linear weight
(mm ²)	(mm)	(Ω/km)	(mm)	(kg/km)
1.5	0.35	21.2	3.8	16
2.5	0.42	12.7	4.2	20
4	0.42	7.85	4.9	28
6	0.42	5.23	6.0	38
10	0.52	3.03	7.3	58
16	0.41	1.91	8.5	82
25	0.41	1.20	10.5	121
35	0.41	0.868	11.9	158
50	0.41	0.641	13.9	222
70	0.51	0.443	16.1	300
95	0.51	0.320	18.3	388
120	0.51	0.253	21.2	508
150	0.51	0.206	23.6	634
185	0.51	0.164	25.6	752
240	0.51	0.125	28.8	979
300	0.51	0.100	31.2	1152
400	0.51	0.0778	35.4	1513

For this product, please contact:

OMERIN division principale

Zone Industrielle - F 63600 Ambert

Tel. +33 (0)4 73 82 50 00 - Fax +33 (0)4 73 82 50 10

omerin@omerin.com

www.omerin.com

omerin
LES CABLES DE L'EXTREME

The information provided in this technical data sheet is indicative and may be modified without prior notice, laying, wiring and electrical conditions and the environment of the cable can not be fully considered in our studies. In no way the company OMERIN shall be held responsible for any incidents in the case of inappropriate uses, particularly in the case of wiring conditions that do not respect the good practice and the standards in force.

For an optimum use of the cables produced by our company, we recommend testing in real conditions. Our sales department is available for a possible provision of samples, and/or for the conditions of a complete study in our laboratories.

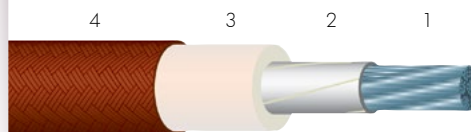
© Registered trademark of the OMERIN Group. Drawings and photos are not contractual. Reproduction is prohibited without the prior agreement of OMERIN.

SILICOUL® ALU FLEX

3.7 kV

-60 °C to +180 °C

SILICONE INSULATED MEDIUM VOLTAGE
POWER CABLES WITH REINFORCING BRAID



- 1 • Flexible aluminium core.
- 2 • Facultative separating tape.
- 3 • Insulation: Silicone rubber.
- 4 • Reinforcement: Coated synthetic fibre braid.

Applications

- Cabling for rotating machines: motors, alternators, generators.
- Cabling for static machines: transformers, inductors, inverters, choppers.
- Power cabinets.

Options

- Electrical shielding:
 - > Tin-plated copper braid (ref. SILICOUL® ALU FLEX SCR 3.7 kV): contact us.
- Outer flexible armour:
 - > Galvanised steel braid (ref. SILICOUL® ALU FLEX BG 3.7 kV): contact us.
 - > Stainless steel braid (ref. SILICOUL® ALU FLEX BI 3.7 kV): contact us.
- Multi-conductor cable made up of an assembly of several single conductor cables SILICOUL® ALU FLEX 3.7 kV: contact us.
 - Other colours: contact us.
- Other nominal cross-sections: contact us.
 - Other options and/or combinations of the options outlined above: contact us.

Characteristics

General

- Continuous operating temperatures: -60 °C to +180 °C.
- Good resistance to oil and hydrocarbons.
- Good mechanical strength.

Electrical

- Rated voltage: 3.7 kV.
- Test voltage: 10 kV.

Standard products

- Standard insulation colour: white.
- Standard reinforcing braid colour: brown.

SILICOUL® ALU FLEX 3.7 kV

Flexible aluminium core			INSULATED WIRE OR CABLE	
Nominal cross-section	Maximal diameter of strands	Maximum linear resistance at 20 °C (Ω/km)	Nominal diameter	Approximate linear weight
(mm ²)	(mm)	(Ω/km)	(mm)	(kg/km)
1.5	0.35	21.2	5.8	32
2.5	0.42	12.7	6.2	37
4	0.42	7.85	6.9	48
6	0.42	5.23	7.6	58
10	0.52	3.03	8.9	82
16	0.41	1.91	9.9	106
25	0.41	1.20	11.9	149
35	0.41	0.868	13.3	194
50	0.41	0.641	15.1	253
70	0.51	0.443	17.5	343
95	0.51	0.320	20.3	452
120	0.51	0.253	22.6	565
150	0.51	0.206	24.8	690
185	0.51	0.164	26.6	799
240	0.51	0.125	29.6	1018
300	0.51	0.100	32.2	1210
400	0.51	0.0778	36.2	1567

For this product, please contact:

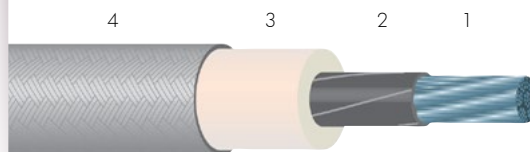
OMERIN division principale 
Zone Industrielle - F 63600 Ambert
Tel. +33 (0)4 73 82 50 00 - Fax +33 (0)4 73 82 50 10
omerin@omerin.com

www.omerin.com

omerin
LES CABLES DE L'EXTREME

The information provided in this technical data sheet is indicative and may be modified without prior notice, laying, wiring and electrical conditions and the environment of the cable can not be fully considered in our studies. In no way the company OMERIN shall be held responsible for any incidents in the case of inappropriate uses, particularly in the case of wiring conditions that do not respect the good practice and the standards in force.
For an optimum use of the cables produced by our company, we recommend testing in real conditions. Our sales department is available for a possible provision of samples, and/or for the conditions of a complete study in our laboratories.
© Registered trademark of the OMERIN Group. Drawings and photos are not contractual. Reproduction is prohibited without the prior agreement of OMERIN.

SILICOUL® ALU FLEX 6.6 kV -60 °C to +180 °C

SILICONE INSULATED MEDIUM VOLTAGE
POWER CABLES WITH REINFORCING BRAID

- 1 • Flexible aluminium core.
- 2 • Semi-conductor tape(s).
- 3 • Insulation: Silicone rubber.
- 4 • Reinforcement: Coated synthetic fibre braid.

Applications

- Cabling for rotating machines: motors, alternators, generators.
- Cabling for static machines: transformers, inductors, inverters, choppers.
- Power cabinets.

Options

- Electrical shielding:
 - > Tin-plated copper braid (ref. SILICOUL® ALU FLEX SCR 6.6 kV): contact us.
 - Outer flexible armour:
 - > Galvanised steel braid (ref. SILICOUL® ALU FLEX BG 6.6 kV): contact us.
 - > Stainless steel braid (ref. SILICOUL® ALU FLEX BI 6.6 kV): contact us.
- Multi-conductor cable made up of an assembly of several single conductor cables SILICOUL® ALU FLEX 6.6 kV: contact us.
 - Other colours: contact us.
- Other nominal cross-sections: contact us.
 - Other options and/or combinations of the options outlined above: contact us.

Characteristics

General

- Continuous operating temperatures: -60 °C to +180 °C.
- Good resistance to oil and hydrocarbons.
- Good mechanical strength.

Electrical

- Rated voltage: 6.6 kV.
- Test voltage: 15 kV.

Standard products

- Standard insulation colour: white.
- Standard reinforcing braid colour: grey.

SILICOUL® ALU FLEX 6.6 kV

Flexible aluminium core			INSULATED WIRE OR CABLE	
Nominal cross-section	Maximal diameter of strands	Maximum linear resistance at 20 °C	Nominal diameter	Approximate linear weight
(mm ²)	(mm)	(Ω/km)	(mm)	(kg/km)
2.5	0.42	12.7	7.6	54
4	0.42	7.85	8.3	66
6	0.42	5.23	9.1	80
10	0.52	3.03	10.0	100
16	0.41	1.91	11.3	130
25	0.41	1.20	13.2	180
35	0.41	0.868	14.7	226
50	0.41	0.641	16.5	292
70	0.51	0.443	18.6	376
95	0.51	0.320	21.1	478
120	0.51	0.253	23.5	597
150	0.51	0.206	25.7	727
185	0.51	0.164	27.4	849
240	0.51	0.125	30.6	1067
300	0.51	0.100	33.2	1263
400	0.51	0.0778	37.7	1655

For this product, please contact:

OMERIN division principale

Zone Industrielle - F 63600 Ambert

Tel. +33 (0)4 73 82 50 00 - Fax +33 (0)4 73 82 50 10

omerin@omerin.com

www.omerin.com

omerin
LES CABLES DE L'EXTREME

The information provided in this technical data sheet is indicative and may be modified without prior notice, laying, wiring and electrical conditions and the environment of the cable can not be fully considered in our studies. In no way the company OMERIN shall be held responsible for any incidents in the case of inappropriate uses, particularly in the case of wiring conditions that do not respect the good practice and the standards in force.

For an optimum use of the cables produced by our company, we recommend testing in real conditions. Our sales department is available for a possible provision of samples, and/or for the conditions of a complete study in our laboratories.


© Registered trademark of the OMERIN Group. Drawings and photos are not contractual. Reproduction is prohibited without the prior agreement of OMERIN.

SILICOUL® ALU FLEX

13.8 kV

-60 °C to +180 °C

SILICONE INSULATED MEDIUM VOLTAGE
POWER CABLES WITH REINFORCING BRAID



- 1 • Flexible aluminium core.
- 2 • Semi-conductor tape(s).
- 3 • Insulation: Silicone rubber.
- 4 • Reinforcement: Coated synthetic fibre braid.

Applications

- Cabling for rotating machines: motors, alternators, generators.
- Cabling for static machines: transformers, inductors, inverters, choppers.
 - Power cabinets.

Options

- Electrical shielding:
 - > Tin-plated copper braid (ref. SILICOUL® ALU FLEX SCR 13.8 kV): contact us.
 - Outer flexible armour:
 - > Galvanised steel braid (ref. SILICOUL® ALU FLEX BG 13.8 kV): contact us.
 - > Stainless steel braid (ref. SILICOUL® ALU FLEX BI 13.8 kV): contact us.
 - Multi-conductor cable made up of an assembly of several single conductor cables SILICOUL® ALU FLEX 13.8 kV: contact us.
 - Other colours: contact us.
 - Other nominal cross-sections: contact us.
- Other options and/or combinations of the options outlined above: contact us.

Characteristics

General

- Continuous operating temperature: -60 °C to +180 °C.
- Good resistance to oil and hydrocarbons.
- Good mechanical strength.

Electrical

- Rated voltage: 13.8 kV.
- Test voltage: 30 kV.

Standard products

- Standard insulation colour: white.
- Standard reinforcing braid colour: black.

SILICOUL® ALU FLEX 13.8 kV

Flexible aluminium core			INSULATED WIRE OR CABLE	
Nominal cross-section (mm ²)	Maximal diameter of strands (mm)	Maximum linear resistance at 20 °C (Ω/km)	Nominal diameter (mm)	Approximate linear weight (kg/km)
2.5	0.42	12.7	10.1	93
4	0.42	7.85	10.9	109
6	0.42	5.23	11.8	129
10	0.52	3.03	12.8	159
16	0.41	1.91	13.8	189
25	0.41	1.20	15.8	246
35	0.41	0.868	17.3	298
50	0.41	0.641	19.7	384
70	0.51	0.443	21.5	465
95	0.51	0.320	23.5	564
120	0.51	0.253	25.6	684
150	0.51	0.206	28.4	866
185	0.51	0.164	30.0	971
240	0.51	0.125	33.4	1231
300	0.51	0.100	35.6	1415
400	0.51	0.0778	39.8	1786

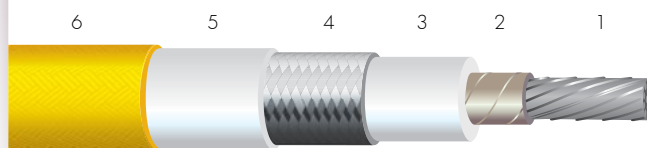
For this product, please contact:

OMERIN division principale 
Zone Industrielle - F 63600 Ambert
Tel. +33 (0)4 73 82 50 00 - Fax +33 (0)4 73 82 50 10
omerin@omerin.com

www.omerin.com

omerin
LES CABLES DE L'EXTREME

The information provided in this technical data sheet is indicative and may be modified without prior notice, laying, wiring and electrical conditions and the environment of the cable can not be fully considered in our studies. In no way the company OMERIN shall be held responsible for any incidents in the case of inappropriate uses, particularly in the case of wiring conditions that do not respect the good practice and the standards in force.
For an optimum use of the cables produced by our company, we recommend testing in real conditions. Our sales department is available for a possible provision of samples, and/or for the conditions of a complete study in our laboratories.
© Registered trademark of the OMERIN group. Drawings and photos are not contractual. Reproduction is prohibited without the prior agreement of OMERIN.

HIGH TEMPERATURE MEDIUM VOLTAGE
POWER CABLES**SILICOUL® SCR 1.1 kV**
-60 °C to +180 °CSILICONE INSULATED MEDIUM VOLTAGE
POWER CABLES WITH REINFORCING BRAID

- 1 • Flexible tin-plated copper core – class 5 as per IEC 60228.
- 2 • Facultative separating tape.
- 3 • Insulation: Silicone rubber.
- 4 • Electrical shielding: Tin-plated copper braid.
- 5 • Sheath: Silicone rubber.
- 6 • Reinforcement: Coated synthetic fibre braid.

Approvals - standards

- Compliance with the standards : IEC 60228, IEC 60331-11/21, IEC 60332-1-1/2, IEC 60332-3-22 category A and IEC 60754-2.

Applications

- All industrial applications for which power cables can be submitted to electromagnetic disturbances.
 - Cabling for rotating machines: motors, alternators, generators.
 - Cabling for static machines: transformers, inductors, inverters, choppers.
 - Power cabinets.

Options

- Extra-flexible tin-plated copper core – class 6 as per IEC 60228: contact us.
- Flexible or extra-flexible bare copper, silver-plated or nickel-plated copper core – class 5 or 6 as per IEC 60228: contact us.
 - Outer flexible armour:
 - > Galvanised steel braid (ref. SILICOUL® SCR BG 1.1 kV): contact us.
 - > Stainless steel braid (ref. SILICOUL® SCR BI 1.1 kV): contact us.
- Multi-conductor cable made up of an assembly of several single conductor cables SILICOUL® SCR 1.1 kV: contact us.
 - Outer marking: contact us.
 - Other colours: contact us.
- Other nominal cross-sections: contact us.
- Other options and/or combinations of the options outlined above: contact us.

Characteristics**General**

- Continuous operating temperature: -60 °C to +180 °C.
- Good resistance to oil and hydrocarbons.
- Good mechanical strength.

Electrical

- Rated voltage: 1.1 kV.
- Test voltage: 3.5 kV.

Standard products

- Standard insulation colour: white.
- Standard sheath colour: white.
- Standard reinforcing braid colour: yellow.

SILICOUL® SCR 1.1 kV**Flexible core • class 5 as per IEC 60228**

Nominal cross-section (mm ²)	Nominal stranding	Maximum linear resistance at 20 °C (Ω/km)
1.5	30 x 0.25	13.7
2.5	50 x 0.25	8.21
4	56 x 0.30	5.09
6	84 x 0.30	3.39
10	80 x 0.40	1.95
16	126 x 0.40	1.24
25	196 x 0.40	0.795
35	276 x 0.40	0.565
50	396 x 0.40	0.393
70	360 x 0.50	0.277
95	485 x 0.50	0.210
120	608 x 0.50	0.164
150	756 x 0.50	0.132
185	944 x 0.50	0.108
240	1221 x 0.50	0.0817
300	1525 x 0.50	0.0654
400	2037 x 0.50	0.0495

INSULATED WIRE OR CABLE

Nominal diameter (mm)	Approximate linear weight (kg/km)
6.4	54
7.1	70
8.1	94
8.9	126
10.5	179
12.1	260
14.2	377
15.9	496
18.3	694
20.9	915
23.5	1179
25.4	1438
28.3	1808
30.7	2167
35.3	2947
38.1	3544
41.2	4427

For this product, please contact:

OMERIN division principale

Zone Industrielle - F 63600 Ambert

Tel. +33 (0)4 73 82 50 00 - Fax +33 (0)4 73 82 50 10

omerin@omerin.com

www.omerin.com

The information provided in this technical data sheet is indicative and may be modified without prior notice, laying, wiring and electrical conditions and the environment of the cable can not be fully considered in our studies. In no way the company OMERIN shall be held responsible for any incidents in the case of inappropriate uses, particularly in the case of wiring conditions that do not respect the good practice and the standards in force.

For an optimum use of the cables produced by our company, we recommend testing in real conditions. Our sales department is available for a possible provision of samples, and/or for the conditions of a complete study in our laboratories.


© Registered trademark of the OMERIN Group. Drawings and photos are not contractual. Reproduction is prohibited without the prior agreement of OMERIN.

omerin
LES CABLES DE L'EXTREME

SILICOUL® SCR 3.7 kV

-60 °C to +180 °C

SILICONE INSULATED MEDIUM VOLTAGE
POWER CABLES WITH REINFORCING BRAID



- 1 • Flexible tin-plated copper core – class 5 as per IEC 60228.
- 2 • Facultative separating tape.
- 3 • Insulation: Silicone rubber.
- 4 • Electrical shielding: Tin-plated copper braid.
- 5 • Sheath: Silicone rubber.
- 6 • Reinforcement: Coated synthetic fibre braid.

Approvals - standards

- Compliance with the standards: IEC 60228, IEC 60331-11/21, IEC 60332-1-1/2, IEC 60332-3-22 category A and IEC 60754-2.

Applications

- All industrial applications for which power cables can be submitted to electromagnetic disturbances.
 - Cabling for rotating machines: motors, alternators, generators.
 - Cabling for static machines: transformers, inductors, inverters, choppers.
 - Power cabinets.

Options

- Extra-flexible tin-plated copper core – class 6 as per IEC 60228: contact us.
- Flexible or extra-flexible bare copper, silver-plated or nickel-plated copper core – class 5 or 6 as per IEC 60228: contact us.
 - Outer flexible armour:
 - > Galvanised steel braid (ref. SILICOUL® SCR BG 3.7 kV): contact us.
 - > Stainless steel braid (ref. SILICOUL® SCR BI 3.7 kV): contact us.
 - Multi-conductor cable made up of an assembly of several single conductor cables SILICOUL® SCR 3.7 kV: contact us.
 - Outer marking: contact us.
 - Other colours: contact us.
 - Other nominal cross-sections: contact us.
 - Other options and/or combinations of the options outlined above: contact us.

Characteristics

General

- Continuous operating temperature : -60 °C to +180 °C.
- Good resistance to oil and hydrocarbons.
- Good mechanical strength.

Electrical

- Rated voltage: 3.7 kV.
- Test voltage: 10 kV.

Standard products

- Standard insulation colour: white.
- Standard sheath colour: white.
- Standard reinforcing braid colour: brown.

SILICOUL® SCR 3.7 kV

Flexible core • class 5 as per IEC 60228

Nominal cross-section (mm ²)	Nominal stranding	Maximum linear resistance at 20 °C (Ω/km)
1.5	30 x 0.25	13.7
2.5	50 x 0.25	8.21
4	56 x 0.30	5.09
6	84 x 0.30	3.39
10	80 x 0.40	1.95
16	126 x 0.40	1.24
25	196 x 0.40	0.795
35	276 x 0.40	0.565
50	396 x 0.40	0.393
70	360 x 0.50	0.277
95	485 x 0.50	0.210
120	608 x 0.50	0.164
150	756 x 0.50	0.132
185	944 x 0.50	0.108
240	1221 x 0.50	0.0817
300	1525 x 0.50	0.0654
400	2037 x 0.50	0.0495

INSULATED WIRE OR CABLE

Nominal diameter (mm)	Approximate linear weight (kg/km)
8.7	91
9.2	106
10.2	135
11.5	185
12.7	239
13.9	305
15.7	430
17.1	530
20.2	753
21.9	950
24.9	1241
27.3	1543
29.9	1888
31.7	2221
35.7	2973
38.3	3558
42.4	4518

For this product, please contact:

OMERIN division principale

Zone Industrielle - F 63600 Ambert

Tel. +33 (0)4 73 82 50 00 - Fax +33 (0)4 73 82 50 10

omerin@omerin.com

www.omerin.com

The information provided in this technical data sheet is indicative and may be modified without prior notice, laying, wiring and electrical conditions and the environment of the cable can not be fully considered in our studies. In no way the company OMERIN shall be held responsible for any incidents in the case of inappropriate uses, particularly in the case of wiring conditions that do not respect the good practice and the standards in force.


For an optimum use of the cables produced by our company, we recommend testing in real conditions. Our sales department is available for a possible provision of samples, and/or for the conditions of a complete study in our laboratories.

© Registered trademark of the OMERIN Group. Drawings and photos are not contractual. Reproduction is prohibited without the prior agreement of OMERIN.

SILICOUL® SCR 6.6 kV

-60 °C to +180 °C

SILICONE INSULATED MEDIUM VOLTAGE
POWER CABLES WITH REINFORCING BRAID



- 1 • Flexible tin-plated copper core – class 5 as per IEC 60228.
- 2 • Semi-conductor tape(s).
- 3 • Insulation: Silicone rubber.
- 4 • Electrical shielding: Tin-plated copper braid.
- 5 • Sheath: Silicone rubber.
- 6 • Reinforcement: Coated synthetic fibre braid.

Approvals - standards

- Compliance with the standards: IEC 60228, IEC 60331-11/21, IEC 60332-1-1/2, IEC 60332-3-22 category A and IEC 60754-2.

Applications

- All industrial applications for which power cables can be submitted to electromagnetic disturbances.
 - Cabling for rotating machines: motors, alternators, generators.
 - Cabling for static machines: transformers, inductors, inverters, choppers.
 - Power cabinets.

Options

- Extra-flexible tin-plated copper core – class 6 as per IEC 60228: contact us.
- Flexible or extra-flexible bare copper, silver-plated or nickel-plated copper core – class 5 or 6 as per IEC 60228: contact us.
 - Outer flexible armour:
 - > Galvanised steel braid (ref. SILICOUL® SCR BG 6.6 kV): contact us.
 - > Stainless steel braid (ref. SILICOUL® SCR BI 6.6 kV): contact us.
 - Multi-conductor cable made up of an assembly of several single conductor cables SILICOUL® SCR 6.6 kV: contact us.
 - Outer marking: contact us.
 - Other colours: contact us.
 - Other nominal cross-sections: contact us.
 - Other options and/or combinations of the options outlined above: contact us.

Characteristics

General

- Continuous operating temperature : -60 °C to +180 °C.
- Good resistance to oil and hydrocarbons.
- Good mechanical strength.

Electrical

- Rated voltage: 6.6 kV.
- Test voltage: 15 kV.

Standard products

- Standard insulation colour: white.
- Standard sheath colour: white.
- Standard reinforcing braid colour: grey.

SILICOUL® SCR 6.6 kV

Flexible core • class 5 as per IEC 60228

Nominal cross-section (mm ²)	Nominal stranding	Maximum linear resistance at 20 °C (Ω/km)
2.5	50 x 0.25	8.21
4	56 x 0.30	5.09
6	84 x 0.30	3.39
10	80 x 0.40	1.95
16	126 x 0.40	1.24
25	196 x 0.40	0.795
35	276 x 0.40	0.565
50	396 x 0.40	0.393
70	360 x 0.50	0.277
95	485 x 0.50	0.210
120	608 x 0.50	0.164
150	756 x 0.50	0.132
185	944 x 0.50	0.108
240	1221 x 0.50	0.0817
300	1525 x 0.50	0.0654
400	2037 x 0.50	0.0495

INSULATED WIRE OR CABLE

Nominal diameter (mm)	Approximate linear weight (kg/km)
11.8	161
12.4	185
13.3	223
14.5	275
15.8	359
17.5	473
19.9	626
22.0	805
23.9	1039
25.8	1293
28.6	1594
30.2	1950
33.3	2376
37.4	3059
39.8	3640
45.0	4720

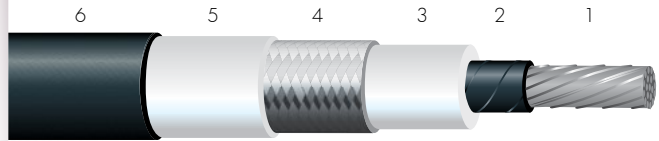
For this product, please contact:

OMERIN division principale
Zone Industrielle - F 63600 Ambert
Tel. +33 (0)4 73 82 50 00 - Fax +33 (0)4 73 82 50 10
omerin@omerin.com

www.omerin.com

omerin
LES CABLES DE L'EXTREME

The information provided in this technical data sheet is indicative and may be modified without prior notice, laying, wiring and electrical conditions and the environment of the cable can not be fully considered in our studies. In no way the company OMERIN shall be held responsible for any incidents in the case of inappropriate uses, particularly in the case of wiring conditions that do not respect the good practice and the standards in force.
For an optimum use of the cables produced by our company, we recommend testing in real conditions. Our sales department is available for a possible provision of samples, and/or for the conditions of a complete study in our laboratories.
© Registered trademark of the OMERIN Group. Drawings and photos are not contractual. Reproduction is prohibited without the prior agreement of OMERIN.

HIGH TEMPERATURE MEDIUM VOLTAGE
POWER CABLES**SILICOUL® SCR 13.8 kV**
-60 °C to +180 °CSILICONE INSULATED MEDIUM VOLTAGE
POWER CABLES WITH REINFORCING BRAID

- 1 • Flexible tin-plated copper core – class 5 as per IEC 60228.
- 2 • Semi-conductor tape(s).
- 3 • Insulation: Silicone rubber.
- 4 • Electrical shielding: Tin-plated copper braid.
- 5 • Sheath: Silicone rubber.
- 6 • Reinforcement: Coated synthetic fibre braid.

Approvals - standards

- Compliance with the standards: IEC 60228, IEC 60331-11/21, IEC 60332-1-1/2, IEC 60332-3-22 category A and IEC 60754-2.

Applications

- All industrial applications for which power cables can be submitted to oil, hydrocarbons, humidity or mechanical forces.
 - Cabling for rotating machines: motors, alternators, generators.
 - Cabling for static machines: transformers, inductors, inverters, choppers.
 - Power cabinets.

Options

- Extra-flexible tin-plated copper core – class 6 as per IEC 60228: contact us.
- Flexible or extra-flexible bare copper, silver-plated or nickel-plated copper core – class 5 or 6 as per IEC 60228: contact us.
 - Outer flexible armour:
 - > Galvanised steel braid (ref. SILICOUL® SCR BG 13.8 kV): contact us.
 - > Stainless steel braid (ref. SILICOUL® SCR BI 13.8 kV): contact us.
- Multi-conductor cable made up of an assembly of several single conductor cables SILICOUL® SCR 13.8 kV: contact us.
 - Outer marking: contact us.
 - Other colours: contact us.
- Other nominal cross-sections: contact us.
- Other options and/or combinations of the options outlined above: contact us.

Characteristics**General**

- Continuous operating temperature: -60 °C to +180 °C.
- Excellent resistance to oil and hydrocarbons.
- Excellent mechanical strength.

Electrical

- Rated voltage: 13.8 kV.
- Test voltage: 30 kV.

Standard products

- Standard insulation colour: white.
- Standard sheath colour: white.
- Standard reinforcing braid colour: black.

SILICOUL® SCR 13.8 kV**Flexible core • class 5 as per IEC 60228**

Nominal cross-section (mm ²)	Nominal stranding	Maximum linear resistance at 20 °C (Ω/km)
2.5	50 x 0.25	8.21
4	56 x 0.30	5.09
6	84 x 0.30	3.39
10	80 x 0.40	1.95
16	126 x 0.40	1.24
25	196 x 0.40	0.795
35	276 x 0.40	0.565
50	396 x 0.40	0.393
70	360 x 0.50	0.277
95	485 x 0.50	0.210
120	608 x 0.50	0.164
150	756 x 0.50	0.132
185	944 x 0.50	0.108
240	1221 x 0.50	0.0817
300	1525 x 0.50	0.0654
400	2037 x 0.50	0.0495

INSULATED WIRE OR CABLE

Nominal diameter (mm)	Approximate linear weight (kg/km)
14.2	208
15.2	254
16.0	292
17.5	358
18.8	456
21.1	593
23.0	721
24.9	926
27.1	1162
29.2	1423
31.6	1724
34.5	2199
35.7	2506
39.9	3195
42.7	3815
48.3	4958

For this product, please contact:

OMERIN division principale 
Zone Industrielle - F 63600 Ambert
Tel. +33 (0)4 73 82 50 00 - Fax +33 (0)4 73 82 50 10
omerin@omerin.com





www.omerin.com

The information provided in this technical data sheet is indicative and may be modified without prior notice, laying, wiring and electrical conditions and the environment of the cable can not be fully considered in our studies. In no way the company OMERIN shall be held responsible for any incidents in the case of inappropriate uses, particularly in the case of wiring conditions that do not respect the good practice and the standards in force.
For an optimum use of the cables produced by our company, we recommend testing in real conditions. Our sales department is available for a possible provision of samples, and/or for the conditions of a complete study in our laboratories.
© Registered trademark of the OMERIN Group. Drawings and photos are not contractual. Reproduction is prohibited without the prior agreement of OMERIN.

omerin
LES CABLES DE L'EXTREME



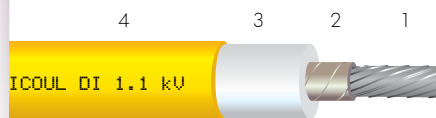
SILICONE INSULATED AND SHEATHED MEDIUM VOLTAGE POWER CABLES

FT No.	PRODUCT REFERENCE	APPROVAL	PAGE
10201	SILICOUL® DI 1.1 kV		24
10202	SILICOUL® DI 3.7 kV		25
10203	SILICOUL® DI 6.6 kV		26
10204	SILICOUL® DI 13.8 kV		27
10205	SILICOUL® DI Style 3661 - 1.1 kV		28
10206	SILICOUL® DI Style 3662 - 4.2 kV		29
10207	SILICOUL® DI Style 3663 - 7.2 kV		30
10208	SILICOUL® DI Style 3664 - 15 kV		31

SILICOUL® DI 1.1 kV

-60 °C to +180 °C

SILICONE INSULATED AND SHEATHED
MEDIUM VOLTAGE POWER CABLES



- 1 • Flexible tin-plated copper core – class 5 as per IEC 60228.
- 2 • Facultative separating tape.
- 3 • Insulation: Silicone rubber.
- 4 • Sheath: Silicone rubber.

Approvals - standards

- Compliance with the standards: IEC 60228, IEC 60331-11/21, IEC 60332-1-1/2, IEC 60332-3-22 category A and IEC 60754-2.

Applications

- Cabling for rotating machines: motors, alternators, generators.
- Cabling for static machines: transformers, inductors, inverters, choppers.
- Power cabinets.

Options

- Extra-flexible tin-plated copper core – class 6 as per IEC 60228: contact us.
- Flexible or extra-flexible bare copper, silver-plated or nickel-plated copper core – class 5 or 6 as per IEC 60228: contact us.
- Multi-conductor cable made up of an assembly of several single conductor cables SILICOUL® DI 1.1 kV: contact us.
- Other markings: contact us.
- Other colours: contact us.
- Other nominal cross-sections: contact us.
- Other options and/or combinations of the options outlined above: contact us.

Characteristics

General

- Continuous operating temperatures: -60 °C to +180 °C.
- Good resistance to usual chemical atmospheres.

Electrical

- Rated voltage: 1.1 kV.
- Test voltage: 3.5 kV.

Standard products

- Standard insulation colour: white.
- Standard sheath colour: yellow.
- Standard marking: OMERIN – SILICOUL DI 1.1 KV – {cross-section/mm²}

SILICOUL® DI 1.1 kV

Flexible core • class 5 as per IEC 60228			INSULATED WIRE OR CABLE	
Nominal cross-section (mm ²)	Nominal stranding	Maximum linear resistance at 20 °C (Ω/km)	Nominal diameter (mm)	Approximate linear weight (kg/km)
1.5	30 x 0.25	13.7	3.6	23
2.5	50 x 0.25	8.21	4.0	33
4	56 x 0.30	5.09	4.9	52
6	84 x 0.30	3.39	5.7	74
10	80 x 0.40	1.95	6.9	115
16	126 x 0.40	1.24	8.2	169
25	196 x 0.40	0.795	10.0	262
35	276 x 0.40	0.565	11.2	347
50	396 x 0.40	0.393	13.2	500
70	360 x 0.50	0.277	15.5	688
95	485 x 0.50	0.210	17.6	895
120	608 x 0.50	0.164	19.5	1137
150	756 x 0.50	0.132	22.0	1425
185	944 x 0.50	0.108	23.8	1757
240	1221 x 0.50	0.0817	26.7	2302
300	1525 x 0.50	0.0654	29.6	2883

For this product, please contact:

OMERIN division principale

Zone Industrielle - F 63600 Ambert

Tel. +33 (0)4 73 82 50 00 - Fax +33 (0)4 73 82 50 10

omerin@omerin.com

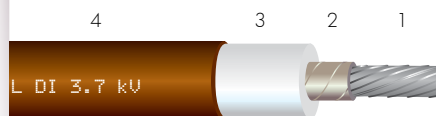
www.omerin.com

omerin
LES CABLES DE L'EXTREME

The information provided in this technical data sheet is indicative and may be modified without prior notice, laying, wiring and electrical conditions and the environment of the cable can not be fully considered in our studies. In no way the company OMERIN shall be held responsible for any incidents in the case of inappropriate uses, particularly in the case of wiring conditions that do not respect the good practice and the standards in force.

For an optimum use of the cables produced by our company, we recommend testing in real conditions. Our sales department is available for a possible provision of samples, and/or for the conditions of a complete study in our laboratories.

© Registered trademark of the OMERIN Group. Drawings and photos are not contractual. Reproduction is prohibited without the prior agreement of OMERIN.

HIGH TEMPERATURE MEDIUM VOLTAGE
POWER CABLES**SILICOU[®] DI 3.7 kV**
-60 °C to +180 °CSILICONE INSULATED AND SHEATHED
MEDIUM VOLTAGE POWER CABLES

- 1 • Flexible tin-plated copper core – class 5 as per IEC 60228.
- 2 • Facultative separating tape.
- 3 • Insulation: Silicone rubber.
- 4 • Sheath: Silicone rubber.

Approvals - standards

- Compliance with the standards: IEC 60228, IEC 60331-11/21, IEC 60332-1-1/2, IEC 60332-3-22 category A and IEC 60754-2.

Applications

- Cabling for rotating machines: motors, alternators, generators.
- Cabling for static machines: transformers, inductors, inverters, choppers.
- Power cabinets.

Options

- Extra-flexible tin-plated copper core – class 6 as per IEC 60228: contact us.
- Flexible or extra-flexible bare copper, silver-plated or nickel-plated copper core – class 5 or 6 as per IEC 60228: contact us.
- Multi-conductor cable made up of an assembly of several single conductor cables SILICOU[®] DI 3.7 kV: contact us.
 - Other markings: contact us.
 - Other colours: contact us.
- Other nominal cross-sections: contact us.
- Other options and/or combinations of the options outlined above: contact us.

Characteristics**General**

- Continuous operating temperatures: -60 °C to +180 °C.
- Good resistance to usual chemical atmospheres.

Electrical

- Rated voltage: 3.7 kV.
- Test voltage: 10 kV.

Standard products

- Standard insulation colour: white.
- Standard reinforcing braid colour: brown.
- Standard marking: OMERIN – SILICOU DI 3.7 kV – {cross-section/mm²}

SILICOU[®] DI 3.7 kV**Flexible core • class 5 as per IEC 60228**

Nominal cross-section (mm ²)	Nominal stranding	Maximum linear resistance at 20 °C (Ω/km)
1.5	30 x 0.25	13.7
2.5	50 x 0.25	8.21
4	56 x 0.30	5.09
6	84 x 0.30	3.39
10	80 x 0.40	1.95
16	126 x 0.40	1.24
25	196 x 0.40	0.795
35	276 x 0.40	0.565
50	396 x 0.40	0.393
70	360 x 0.50	0.277
95	485 x 0.50	0.210
120	608 x 0.50	0.164
150	756 x 0.50	0.132
185	944 x 0.50	0.108
240	1221 x 0.50	0.0817
300	1525 x 0.50	0.0654

INSULATED WIRE OR CABLE

Nominal diameter (mm)	Approximate linear weight (kg/km)
5.2	36
5.7	48
6.3	66
7.2	92
8.4	136
9.6	192
11.2	286
12.6	378
14.7	539
16.4	715
19.0	942
21.0	1194
23.2	1476
24.6	1793
28.4	2390
30.6	2940

For this product, please contact:

OMERIN division principale

Zone Industrielle - F 63600 Ambert

Tel. +33 (0)4 73 82 50 00 - Fax +33 (0)4 73 82 50 10

omerin@omerin.com

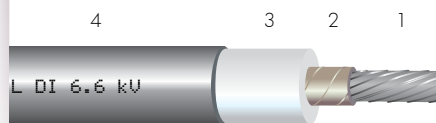
www.omerin.com

The information provided in this technical data sheet is indicative and may be modified without prior notice, laying, wiring and electrical conditions and the environment of the cable can not be fully considered in our studies. In no way the company OMERIN shall be held responsible for any incidents in the case of inappropriate uses, particularly in the case of wiring conditions that do not respect the good practice and the standards in force.

For an optimum use of the cables produced by our company, we recommend testing in real conditions. Our sales department is available for a possible provision of samples, and/or for the conditions of a complete study in our laboratories.

© Registered trademark of the OMERIN Group. Drawings and photos are not contractual. Reproduction is prohibited without the prior agreement of OMERIN.

omerin
LES CABLES DE L'EXTREME

HIGH TEMPERATURE MEDIUM VOLTAGE
POWER CABLES**SILICOUL® DI 6.6 kV**
-60 °C to +180 °CSILICONE INSULATED AND SHEATHED
MEDIUM VOLTAGE POWER CABLES

- 1 • Flexible tin-plated copper core – class 5 as per IEC 60228.
- 2 • Semi-conductor tape(s).
- 3 • Insulation: Silicone rubber.
- 4 • Sheath: Silicone rubber.

Approvals - standards

- Compliance with the standards: IEC 60228, IEC 60331-11/21, IEC 60332-1-1/2, IEC 60332-3-22 category A and IEC 60754-2.

Applications

- Cabling for rotating machines: motors, alternators, generators.
- Cabling for static machines: transformers, inductors, inverters, choppers.
- Power cabinets.

Options

- Extra-flexible tin-plated copper core – class 6 as per IEC 60228: contact us.
- Flexible or extra-flexible bare copper, silver-plated or nickel-plated copper core – class 5 or 6 as per IEC 60228: contact us.
- Multi-conductor cable made up of an assembly of several single conductor cables SILICOUL® DI 6.6 kV: contact us.
 - Other markings: contact us.
 - Other colours: contact us.
- Other nominal cross-sections: contact us.
 - Other options and/or combinations of the options outlined above: contact us.

Characteristics**General**

- Continuous operating temperatures: -60 °C to +180 °C.
- Good resistance to usual chemical atmospheres.

Electrical

- Rated voltage: 6.6 kV.
- Test voltage: 15 kV.

Standard products

- Standard insulation colour: white.
- Standard reinforcing braid colour: grey.
- Standard marking: OMERIN – SILICOUL DI 6.6 kV – {cross-section/mm²}

SILICOUL® DI 6.6 kV**Flexible core • class 5 as per IEC 60228**

Nominal cross-section (mm ²)	Nominal stranding	Maximum linear resistance at 20 °C (Ω/km)
2.5	50 x 0.25	8.21
4	56 x 0.30	5.09
6	84 x 0.30	3.39
10	80 x 0.40	1.95
16	126 x 0.40	1.24
25	196 x 0.40	0.795
35	276 x 0.40	0.565
50	396 x 0.40	0.393
70	360 x 0.50	0.277
95	485 x 0.50	0.210
120	608 x 0.50	0.164
150	756 x 0.50	0.132
185	944 x 0.50	0.108
240	1221 x 0.50	0.0817
300	1525 x 0.50	0.0654

INSULATED WIRE OR CABLE

Nominal diameter (mm)	Approximate linear weight (kg/km)
7.1	65
7.7	84
8.6	112
9.8	159
11.0	218
12.5	314
14.0	412
16.1	578
17.7	755
19.2	966
21.8	1224
23.0	1514
25.7	1843
29.5	2447
31.7	3001

For this product, please contact:

OMERIN division principale

Zone Industrielle - F 63600 Ambert

Tel. +33 (0)4 73 82 50 00 - Fax +33 (0)4 73 82 50 10

omerin@omerin.com

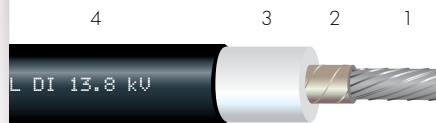
www.omerin.com

omerin
LES CABLES DE L'EXTREME

The information provided in this technical data sheet is indicative and may be modified without prior notice, laying, wiring and electrical conditions and the environment of the cable can not be fully considered in our studies. In no way the company OMERIN shall be held responsible for any incidents in the case of inappropriate uses, particularly in the case of wiring conditions that do not respect the good practice and the standards in force.

For an optimum use of the cables produced by our company, we recommend testing in real conditions. Our sales department is available for a possible provision of samples, and/or for the conditions of a complete study in our laboratories.

© Registered trademark of the OMERIN Group. Drawings and photos are not contractual. Reproduction is prohibited without the prior agreement of OMERIN.

HIGH TEMPERATURE MEDIUM VOLTAGE
POWER CABLES**SILICOUL® DI 13.8 kV**
-60 °C to +180 °CSILICONE INSULATED AND SHEATHED
MEDIUM VOLTAGE POWER CABLES

- 1 • Flexible tin-plated copper core – class 5 as per IEC 60228.
- 2 • Semi-conductor tape(s).
- 3 • Insulation: Silicone rubber.
- 4 • Sheath: Silicone rubber.

Approvals - standards

- Compliance with the standards : IEC 60228, IEC 60331-11/21, IEC 60332-1-1/2, IEC 60332-3-22 category A and IEC 60754-2.

Applications

- Cabling for rotating machines: motors, alternators, generators.
- Cabling for static machines: transformers, inductors, inverters, choppers.
- Power cabinets.

Options

- Extra-flexible tin-plated copper core – class 6 as per IEC 60228: contact us.
- Flexible or extra-flexible bare copper, silver-plated or nickel-plated copper core – class 5 or 6 as per IEC 60228: contact us.
- Multi-conductor cable made up of an assembly of several single conductor cables SILICOUL® DI 13.8 kV: contact us.
 - Other markings: contact us.
 - Other colours: contact us.
- Other nominal cross-sections: contact us.
- Other options and/or combinations of the options outlined above: contact us.

Characteristics**General**

- Continuous operating temperatures: -60 °C to +180 °C.
- Good resistance to usual chemical atmospheres.

Electrical

- Rated voltage: 13.8 kV.
- Test voltage: 30 kV.

Standard products

- Standard insulation colour: white.
- Standard sheath colour: black.
- Standard marking: OMERIN – SILICOUL DI 13.8 KV – {cross-section/mm²}

SILICOUL® DI 13.8 kV**Flexible core • class 5 as per IEC 60228**

Nominal cross-section (mm ²)	Nominal stranding	Maximum linear resistance at 20 °C (Ω/km)
2.5	50 x 0.25	8.21
4	56 x 0.30	5.09
6	84 x 0.30	3.39
10	80 x 0.40	1.95
16	126 x 0.40	1.24
25	196 x 0.40	0.795
35	276 x 0.40	0.565
50	396 x 0.40	0.393
70	360 x 0.50	0.277
95	485 x 0.50	0.210
120	608 x 0.50	0.164
150	756 x 0.50	0.132
185	944 x 0.50	0.108
240	1221 x 0.50	0.0817
300	1525 x 0.50	0.0654

INSULATED WIRE OR CABLE

Nominal diameter (mm)	Approximate linear weight (kg/km)
9.6	104
10.4	131
11.2	161
12.5	217
13.6	279
15.1	382
16.6	487
18.3	650
20.1	842
22.0	1058
24.0	1321
26.7	1640
28.1	1967
31.9	2588
34.3	3165

For this product, please contact:

OMERIN division principale

Zone Industrielle - F 63600 Ambert

Tel. +33 (0)4 73 82 50 00 - Fax +33 (0)4 73 82 50 10

omerin@omerin.com

www.omerin.com

The information provided in this technical data sheet is indicative and may be modified without prior notice, laying, wiring and electrical conditions and the environment of the cable can not be fully considered in our studies. In no way the company OMERIN shall be held responsible for any incidents in the case of inappropriate uses, particularly in the case of wiring conditions that do not respect the good practice and the standards in force.

For an optimum use of the cables produced by our company, we recommend testing in real conditions. Our sales department is available for a possible provision of samples, and/or for the conditions of a complete study in our laboratories.

© Registered trademark of the OMERIN Group. Drawings and photos are not contractual. Reproduction is prohibited without the prior agreement of OMERIN.

omerin
LES CABLES DE L'EXTREME

SILICOUL® DI Style 3661 - 1.1 kV

UL and cUL approval
-60 °C to +180 °C



Approvals - standards

- UL approval (180 °C / 1100 V) as per UL 758 standard – File n°: E101965.
- cUL approval (CSA 180 °C / 1000 V) as per C22.2 N° 210 standard – File n°: E101965.
- Compliance with the standard: IEC 60228.
 - Horizontal flame as per UL approval.
- FT1 and FT2 flame ratings as per cUL approval.

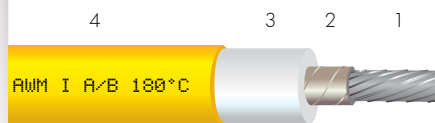
Applications

- Cabling for rotating machines: motors, alternators, generators.
- Cabling for static machines: transformers, inductors, inverters, choppers.
 - Power cabinets.

Options

- Extra-flexible tin-plated copper core – class 6 as per IEC 60228: contact us.
- Flexible or extra-flexible bare copper, silver-plated or nickel-plated copper core – class 5 or 6 as per IEC 60228: contact us.
- Multi-conductor cable made up of an assembly of several single conductor cables SILICOUL® DI Style 3661 - 1.1 kV: contact us.
 - Other colours: contact us.
- Other nominal cross-sections: contact us.
 - Other options and/or combinations of the options outlined above: contact us.

SILICONE INSULATED AND SHEATHED MEDIUM VOLTAGE POWER CABLES



- 1 • Flexible tin-plated copper core – class 5 as per IEC 60228.
- 2 • Facultative separating tape.
- 3 • Insulation: Silicone rubber.
- 4 • Sheath: Silicone rubber.

Characteristics

General

- Continuous operating temperatures: -60 °C to +180 °C.
- Good resistance to usual chemical atmospheres.

Electrical

- Rated voltage: 1.1 kV.
- Test voltage: 3.5 kV.

Standard products

- Standard insulation colour: white.
- Standard sheath colour: yellow.
- Standard marking: OMERIN 369 - AWM I A/B 180C 1000V FT2 SILICOUL DI 180C 1100V 3661 AWM - {cross-section/mm²}

SILICOUL® DI Style 3661 - 1.1 kV

Flexible core • class 5 as per IEC 60228

Nominal cross-section (mm²)	Nominal stranding	Maximum linear resistance at 20 °C (Ω/km)
1.5	7 x 0.52*	12.2
2.5	19 x 0.40*	2.56
4	32 x 0.40*	4.70
6	48 x 0.40*	3.11
10	80 x 0.40	1.95
16	126 x 0.40	1.24
25	196 x 0.40	0.795
35	276 x 0.40	0.565
50	396 x 0.40	0.393
70	360 x 0.50	0.277
95	485 x 0.50	0.210
120	608 x 0.50	0.164
150	756 x 0.50	0.132
185	944 x 0.50	0.108
240	1221 x 0.50	0.0817
300	1525 x 0.50	0.0654

* Tin-plated copper core – class 2 as per IEC 60228.

INSULATED WIRE OR CABLE

Nominal diameter (mm)	Approximate linear weight (kg/km)
3.6	23
4.0	33
4.9	52
5.7	74
6.9	115
8.2	169
10.0	262
11.2	347
13.2	500
15.5	688
17.6	895
19.5	1 137
22.0	1 425
23.8	1 757
26.7	2 302
29.6	2 883

For this product, please contact:

OMERIN division principale
Zone Industrielle - F 63600 Ambert
Tel. +33 (0)4 73 82 50 00 - Fax +33 (0)4 73 82 50 10
omerin@omerin.com

www.omerin.com

omerin
LES CABLES DE L'EXTREME

The information provided in this technical data sheet is indicative and may be modified without prior notice, laying, wiring and electrical conditions and the environment of the cable can not be fully considered in our studies. In no way the company OMERIN shall be held responsible for any incidents in the case of inappropriate uses, particularly in the case of wiring conditions that do not respect the good practice and the standards in force.
For an optimum use of the cables produced by our company, we recommend testing in real conditions. Our sales department is available for a possible provision of samples, and/or for the conditions of a complete study in our laboratories.
© Registered trademark of the OMERIN Group. Drawings and photos are not contractual. Reproduction is prohibited without the prior agreement of OMERIN.

SILICOU[®] DI Style 3662 - 4.2 kV

UL approval
-60 °C to +180 °C



Approvals - standards

- UL approval (180 °C / 4200 V) as per UL 758 standard – File n°: E101965.
- Compliance with the standard: IEC 60228.
 - Horizontal flame as per UL approval.

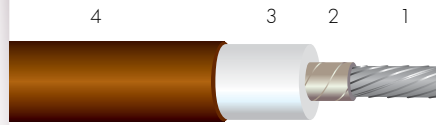
Applications

- Cabling for rotating machines: motors, alternators, generators.
- Cabling for static machines: transformers, inductors, inverters, choppers.
 - Power cabinets.

Options

- Extra-flexible tin-plated copper core – class 6 as per IEC 60228: contact us.
- Flexible or extra-flexible bare copper, silver-plated or nickel-plated copper core – class 5 or 6 as per IEC 60228: contact us.
- Multi-conductor cable made up of an assembly of several single conductor cables SILICOU[®] DI Style 3662 – 4.2 kV: contact us.
 - Other colours: contact us.
 - Other nominal cross-sections: contact us.
- Other options and/or combinations of the options outlined above: contact us.

SILICONE INSULATED AND SHEATHED MEDIUM VOLTAGE POWER CABLES



- 1 • Flexible tin-plated copper core – class 5 as per IEC 60228.
- 2 • Facultative separating tape.
- 3 • Insulation: Silicone rubber.
- 4 • Sheath: Silicone rubber.

Characteristics

General

- Continuous operating temperatures: -60 °C to +180 °C.
- Good resistance to usual chemical atmospheres.

Electrical

- Rated voltage: 4.2 kV.
- Test voltage: 10 kV.

Standard products

- Standard insulation colour: white.
- Standard sheath colour: brown.

SILICOU[®] DI Style 3662 - 4.2 kV

Flexible core • class 5 as per IEC 60228

Nominal cross-section (mm ²)	Nominal stranding	Maximum linear resistance at 20 °C (Ω/km)
1.5	7 x 0.52*	12.2
2.5	19 x 0.40*	7.56
4	32 x 0.40*	4.70
6	48 x 0.40*	3.11
10	80 x 0.40	1.95
16	126 x 0.40	1.24
25	196 x 0.40	0.795
35	276 x 0.40	0.565
50	396 x 0.40	0.393
70	360 x 0.50	0.277
95	485 x 0.50	0.210
120	608 x 0.50	0.164
150	756 x 0.50	0.132
185	944 x 0.50	0.108
240	1221 x 0.50	0.0817
300	1525 x 0.50	0.0654

INSULATED WIRE OR CABLE

Nominal diameter (mm)	Approximate linear weight (kg/km)
5.2	36
5.7	48
6.3	66
7.2	92
8.4	136
9.6	192
11.2	286
12.6	378
14.7	539
16.4	715
19.0	942
21.0	1194
23.2	1476
24.6	1793
28.4	2390
30.6	2940

* Tin-plated copper core – class 2 as per IEC 60228.

For this product, please contact:

OMERIN division principale
Zone Industrielle - F 63600 Ambert
Tel. +33 (0)4 73 82 50 00 - Fax +33 (0)4 73 82 50 10
omerin@omerin.com

www.omerin.com

The information provided in this technical data sheet is indicative and may be modified without prior notice, laying, wiring and electrical conditions and the environment of the cable can not be fully considered in our studies. In no way the company OMERIN shall be held responsible for any incidents in the case of inappropriate uses, particularly in the case of wiring conditions that do not respect the good practice and the standards in force.
For an optimum use of the cables produced by our company, we recommend testing in real conditions. Our sales department is available for a possible provision of samples, and/or for the conditions of a complete study in our laboratories.
© Registered trademark of the OMERIN Group. Drawings and photos are not contractual. Reproduction is prohibited without the prior agreement of OMERIN.

omerin
LES CABLES DE L'EXTREME

HIGH TEMPERATURE MEDIUM VOLTAGE
POWER CABLES**SILICOUL® DI**
Style 3663 - 7.2 kV**UL approval**
-60 °C to +180 °C**Approvals - standards**

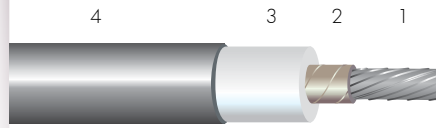
- UL approval (180 °C / 7200 V) as per UL 758 standard – File n°: E101965.
- Compliance with the standard: IEC 60228.
 - Horizontal flame as per UL approval.

Applications

- Cabling for rotating machines: motors, alternators, generators.
- Cabling for static machines: transformers, inductors, inverters, choppers.
 - Power cabinets.

Options

- Extra-flexible tin-plated copper core – class 6 as per IEC 60228: contact us.
- Flexible or extra-flexible bare copper, silver-plated or nickel-plated copper core – class 5 or 6 as per IEC 60228: contact us.
- Multi-conductor cable made up of an assembly of several single conductor cables SILICOUL® DI Style 3663 – 7.2 kV: contact us.
 - Other colours: contact us.
 - Other nominal cross-sections: contact us.
- Other options and/or combinations of the options outlined above: contact us.

SILICONE INSULATED AND SHEATHED
MEDIUM VOLTAGE POWER CABLES

- 1 • Flexible tin-plated copper core – class 5 as per IEC 60228.
- 2 • Semi-conductor tape(s).
- 3 • Insulation: Silicone rubber.
- 4 • Sheath: Silicone rubber.

Characteristics**General**

- Continuous operating temperatures: -60 °C to +180 °C.
- Good resistance to usual chemical atmospheres.

Electrical

- Rated voltage: 7.2 kV.
- Test voltage: 15 kV.

Standard products

- Standard insulation colour: white.
- Standard sheath colour: grey.

SILICOUL® DI Style 3663 - 7.2 kV**Flexible core • class 5 as per IEC 60228**

Nominal cross-section (mm ²)	Nominal stranding	Maximum linear resistance at 20 °C (Ω/km)
2.5	19 x 0.40*	7.56
4	32 x 0.40*	4.70
6	48 x 0.40*	3.11
10	80 x 0.40	1.95
16	126 x 0.40	1.24
25	196 x 0.40	0.795
35	276 x 0.40	0.565
50	396 x 0.40	0.393
70	360 x 0.50	0.277
95	485 x 0.50	0.210
120	608 x 0.50	0.164
150	756 x 0.50	0.132
185	944 x 0.50	0.108
240	1221 x 0.50	0.0817
300	1525 x 0.50	0.0654

INSULATED WIRE OR CABLE

Nominal diameter (mm)	Approximate linear weight (kg/km)
7.1	65
7.7	84
8.6	112
9.8	159
11.0	218
12.5	314
14.0	412
16.1	578
17.7	755
19.2	966
21.8	1224
23.0	1514
25.7	1843
29.5	2447
31.7	3001

* Tin-plated copper core – class 2 as per IEC 60228.

For this product, please contact:

OMERIN division principale

Zone Industrielle - F 63600 Ambert

Tel. +33 (0)4 73 82 50 00 - Fax +33 (0)4 73 82 50 10

omerin@omerin.com

www.omerin.com**omerin**
LES CABLES DE L'EXTREME

The information provided in this technical data sheet is indicative and may be modified without prior notice, laying, wiring and electrical conditions and the environment of the cable can not be fully considered in our studies. In no way the company OMERIN shall be held responsible for any incidents in the case of inappropriate uses, particularly in the case of wiring conditions that do not respect the good practice and the standards in force.

For an optimum use of the cables produced by our company, we recommend testing in real conditions. Our sales department is available for a possible provision of samples, and/or for the conditions of a complete study in our laboratories.

© Registered trademark of the OMERIN Group. Drawings and photos are not contractual. Reproduction is prohibited without the prior agreement of OMERIN.

SILICOUL® DI Style 3664 - 15 kV

UL approval
-60 °C to +180 °C



Approvals - standards

- UL approval (180 °C / 15000 V) as per UL 758 standard – File n°: E101965.
- cUL approval (CSA 200 °C / 15000 V) as per GTO-15 and C22.2 N° 127 standard – File n°: E211350.
- Compliance with the standard: IEC 60228.
 - Horizontal flame as per UL approval.

Applications

- Cabling for rotating machines: motors, alternators, generators.
- Cabling for static machines: transformers, inductors, inverters, choppers.
 - Power cabinets.

Options

- Extra-flexible tin-plated copper core – class 6 as per IEC 60228: contact us.
- Flexible or extra-flexible bare copper, silver-plated or nickel-plated copper core – class 5 or 6 as per IEC 60228: contact us.
- Multi-conductor cable made up of an assembly of several single conductor cables SILICOUL® DI Style 3664 – 15 kV: contact us.
 - Other colours: contact us.
 - Other nominal cross-sections: contact us.
- Other options and/or combinations of the options outlined above: contact us.

Characteristics

General

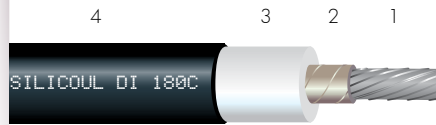
- Continuous operating temperatures: -60 °C to +180 °C.
- Good resistance to usual chemical atmospheres.

Electrical

- Rated voltage: 15 kV.
- Test voltage: 30 kV.

Standard products

- Standard insulation colour: white.
- Standard sheath colour: black.
- Standard marking: OMERIN 369 - SILICOUL DI 180C 15000V 3664 AWM - {cross-section/mm²}



- 1 • Flexible tin-plated copper core – class 5 as per IEC 60228.
- 2 • Semi-conductor tape(s).
- 3 • Insulation: Silicone rubber.
- 4 • Sheath: Silicone rubber.

SILICOUL® DI Style 3664 - 15 kV

Flexible core • class 5 as per IEC 60228			INSULATED WIRE OR CABLE	
Nominal cross-section (mm²)	Nominal stranding	Maximum linear resistance at 20 °C (Ω/km)	Nominal diameter (mm)	Approximate linear weight (kg/km)
2.5	19 x 0.40*	7.56	9.6	104
4	32 x 0.40*	4.70	10.4	131
6	48 x 0.40*	3.11	11.2	161
10	80 x 0.40	1.95	12.5	217
16	126 x 0.40	1.24	13.6	279
25	196 x 0.40	0.795	15.1	382
35	276 x 0.40	0.565	16.6	487
50	396 x 0.40	0.393	18.3	650
70	360 x 0.50	0.277	20.1	842
95	485 x 0.50	0.210	22.0	1058
120	608 x 0.50	0.164	24.0	1321
150	756 x 0.50	0.132	26.7	1640
185	944 x 0.50	0.108	28.1	1967
240	1221 x 0.50	0.0817	31.9	2588
300	1525 x 0.50	0.0654	34.3	3165

* Tin-plated copper core – class 2 as per IEC 60228.

For this product, please contact:

OMERIN division principale
Zone Industrielle - F 63600 Ambert
Tel. +33 (0)4 73 82 50 00 - Fax +33 (0)4 73 82 50 10
omerin@omerin.com

www.omerin.com

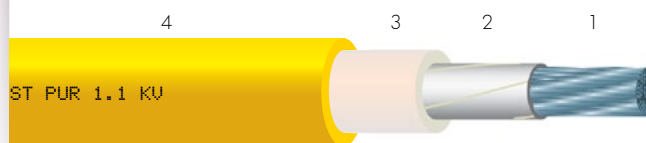


The information provided in this technical data sheet is indicative and may be modified without prior notice, laying, wiring and electrical conditions and the environment of the cable can not be fully considered in our studies. In no way the company OMERIN shall be held responsible for any incidents in the case of inappropriate uses, particularly in the case of wiring conditions that do not respect the good practice and the standards in force.
For an optimum use of the cables produced by our company, we recommend testing in real conditions. Our sales department is available for a possible provision of samples, and/or for the conditions of a complete study in our laboratories.
© Registered trademark of the OMERIN Group. Drawings and photos are not contractual. Reproduction is prohibited without the prior agreement of OMERIN.



SILICONE INSULATED AND POLYURETHANE SHEATHED MEDIUM VOLTAGE POWER CABLES

FT No.	PRODUCT REFERENCE	APPROVAL	PAGE
10301	SILICOUL® ST PUR 1.1 kV		34
10302	SILICOUL® ST PUR 3.7 kV		35
10303	SILICOUL® ST PUR 6.6 kV		36
10304	SILICOUL® ST PUR 13.8 kV		37
10309	SILICOUL® SCR PUR 1.1 kV		38
10310	SILICOUL® SCR PUR 3.7 kV		39
10311	SILICOUL® SCR PUR 6.6 kV		40
10312	SILICOUL® SCR PUR 13.8 kV		41

HIGH TEMPERATURE MEDIUM VOLTAGE
POWER CABLES**SILICOUL® ST PUR**
1.1 kV
-40 °C to +150°CSILICONE INSULATED AND POLYURETHANE SHEATHED
MEDIUM VOLTAGE POWER CABLES

- 1 • Flexible tin-plated copper core – class 5 as per IEC 60228.
- 2 • Facultative separating tape.
- 3 • Insulation: Silicone rubber.
- 4 • Sheath: Polyurethane thermoplastic elastomer.

Approvals - standards

- Compliance with the standard: IEC 60228.

Applications

- All industrial applications for which power cables can be submitted to oil, hydrocarbons, humidity or mechanical forces.
 - Cabling for rotating machines: motors, alternators, generators.
 - Cabling for static machines: transformers, inductors, choppers.
 - Power cabinets.

Options

- Extra-flexible tin-plated copper core – class 6 as per IEC 60228: contact us.
- Flexible or extra-flexible bare copper, silver-plated or nickel-plated copper core – class 5 or 6 as per IEC 60228: contact us.
- Multi-conductor cable made up of an assembly of several single conductor cables SILICOUL® ST PUR 1.1 kV: contact us.
 - Other markings: contact us.
 - Other colours: contact us.
 - Other nominal cross-sections: contact us.
- Other options and/or combinations of the options outlined above: contact us.

Characteristics**General**

- Continuous operating temperature: -40 °C to +150°C.
- Excellent resistance to oil and hydrocarbons.
- Good resistance to humidity.
- Excellent mechanical strength.

Electrical

- Rated voltage: 1.1 kV.
- Test voltage: 3.5 kV.

Standard products

- Standard insulation colour: white.
- Standard sheath colour: yellow.
- Standard marking: OMERIN – SILICOUL ST PUR 1.1 KV – {cross-section/mm²}

SILICOUL® ST PUR 1.1 kV**Flexible core • class 5 as per IEC 60228**

Nominal cross-section (mm ²)	Nominal stranding	Maximum linear resistance at 20 °C (Ω/km)
1.5	30 x 0.25	13.7
2.5	50 x 0.25	8.21
4	56 x 0.30	5.09
6	84 x 0.30	3.39
10	80 x 0.40	1.95
16	126 x 0.40	1.24
25	196 x 0.40	0.795
35	276 x 0.40	0.565
50	396 x 0.40	0.393
70	360 x 0.50	0.277
95	485 x 0.50	0.210
120	608 x 0.50	0.164
150	756 x 0.50	0.132
185	944 x 0.50	0.108
240	1221 x 0.50	0.0817
300	1525 x 0.50	0.0654
400	2037 x 0.50	0.0495

INSULATED WIRE OR CABLE

Nominal diameter (mm)	Approximate linear weight (kg/km)
4.7	31
5.2	43
5.8	61
6.6	84
8.0	128
9.6	192
11.6	297
13.5	401
15.9	573
17.7	767
20.2	1001
22.1	1250
24.8	1583
26.8	1914
31.0	2556
33.4	3116
36.6	3949

For this product, please contact:

OMERIN division principale

Zone Industrielle - F 63600 Ambert

Tel. +33 (0)4 73 82 50 00 - Fax +33 (0)4 73 82 50 10

omerin@omerin.com

www.omerin.com

omerin
LES CABLES DE L'EXTREME

The information provided in this technical data sheet is indicative and may be modified without prior notice, laying, wiring and electrical conditions and the environment of the cable can not be fully considered in our studies. In no way the company OMERIN shall be held responsible for any incidents in the case of inappropriate uses, particularly in the case of wiring conditions that do not respect the good practice and the standards in force.

For an optimum use of the cables produced by our company, we recommend testing in real conditions. Our sales department is available for a possible provision of samples, and/or for the conditions of a complete study in our laboratories.

© Registered trademark of the OMERIN Group. Drawings and photos are not contractual. Reproduction is prohibited without the prior agreement of OMERIN.

SILICOUL® ST PUR

3.7 kV

-40 °C to +150 °C

SILICONE INSULATED AND POLYURETHANE SHEATHED
MEDIUM VOLTAGE POWER CABLES



- 1 • Flexible tin-plated copper core – class 5 as per IEC 60228.
- 2 • Facultative separating tape.
- 3 • Insulation: Silicone rubber.
- 4 • Sheath: Polyurethane thermoplastic elastomer.

Approvals - standards

- Compliance with the standard: IEC 60228.

Applications

- All industrial applications for which power cables can be submitted to oil, hydrocarbons, humidity or mechanical forces.
 - Cabling for rotating machines: motors, alternators, generators.
 - Cabling for static machines: transformers, inductors, choppers.
 - Power cabinets.

Options

- Extra-flexible tin-plated copper core – class 6 as per IEC 60228: contact us.
- Flexible or extra-flexible bare copper, silver-plated or nickel-plated copper core – class 5 or 6 as per IEC 60228: contact us.
- Multi-conductor cable made up of an assembly of several single conductor cables SILICOUL® ST PUR 3.7 kV: contact us.
 - Other markings: contact us.
 - Other colours: contact us.
 - Other nominal cross-sections: contact us.
- Other options and/or combinations of the options outlined above: contact us.

Characteristics

General

- Continuous operating temperature: -40 °C to +150°C.
- Excellent resistance to oil and hydrocarbons.
- Good resistance to humidity.
- Excellent mechanical strength.

Electrical

- Rated voltage: 3.7 kV.
- Test voltage: 10 kV.

Standard products

- Standard insulation colour: white.
- Standard sheath colour: brown.
- Standard marking: OMERIN – SILICOUL ST PUR 3.7 KV – {cross-section/mm²}

SILICOUL® ST PUR 3.7 kV

Flexible core • class 5 as per IEC 60228

Nominal cross-section (mm ²)	Nominal stranding	Maximum linear resistance at 20 °C (Ω/km)
1.5	30 x 0.25	13.7
2.5	50 x 0.25	8.21
4	56 x 0.30	5.09
6	84 x 0.30	3.39
10	80 x 0.40	1.95
16	126 x 0.40	1.24
25	196 x 0.40	0.795
35	276 x 0.40	0.565
50	396 x 0.40	0.393
70	360 x 0.50	0.277
95	485 x 0.50	0.210
120	608 x 0.50	0.164
150	756 x 0.50	0.132
185	944 x 0.50	0.108
240	1221 x 0.50	0.0817
300	1525 x 0.50	0.0654
400	2037 x 0.50	0.0495

INSULATED WIRE OR CABLE

Nominal diameter (mm)	Approximate linear weight (kg/km)
6.4	49
6.9	63
7.7	85
8.6	112
10.0	162
11.4	227
13.4	339
14.8	436
17.1	610
18.8	804
21.6	1056
23.6	1314
26.0	1640
27.4	1944
31.4	2579
33.6	3128
37.7	4025

For this product, please contact:

OMERIN division principale 
Zone Industrielle - F 63600 Ambert
Tel. +33 (0)4 73 82 50 00 - Fax +33 (0)4 73 82 50 10
omerin@omerin.com

www.omerin.com

The information provided in this technical data sheet is indicative and may be modified without prior notice, laying, wiring and electrical conditions and the environment of the cable can not be fully considered in our studies. In no way the company OMERIN shall be held responsible for any incidents in the case of inappropriate uses, particularly in the case of wiring conditions that do not respect the good practice and the standards in force.
For an optimum use of the cables produced by our company, we recommend testing in real conditions. Our sales department is available for a possible provision of samples, and/or for the conditions of a complete study in our laboratories.
© Registered trademark of the OMERIN Group. Drawings and photos are not contractual. Reproduction is prohibited without the prior agreement of OMERIN.

HIGH TEMPERATURE MEDIUM VOLTAGE
POWER CABLES**SILICOUL® ST PUR**
6.6 kV
-40 °C to +150°CSILICONE INSULATED AND POLYURETHANE SHEATHED
MEDIUM VOLTAGE POWER CABLES

- 1 • Flexible tin-plated copper core – class 5 as per IEC 60228.
- 2 • Semi-conductor tape(s).
- 3 • Insulation: Silicone rubber.
- 4 • Sheath: Polyurethane thermoplastic elastomer.

Approvals - standards

- Compliance with the standard: IEC 60228.

Applications

- All industrial applications for which power cables can be submitted to oil, hydrocarbons, humidity or mechanical forces.
 - Cabling for rotating machines: motors, alternators, generators.
 - Cabling for static machines: transformers, inductors, inverters, choppers.
 - Power cabinets.

Options

- Extra-flexible tin-plated copper core – class 6 as per IEC 60228: contact us.
- Flexible or extra-flexible bare copper, silver-plated or nickel-plated copper core – class 5 or 6 as per IEC 60228: contact us.
- Multi-conductor cable made up of an assembly of several single conductor cables SILICOUL® ST PUR 6.6 kV: contact us.
 - Other markings: contact us.
 - Other colours: contact us.
- Other nominal cross-sections: contact us.
- Other options and/or combinations of the options outlined above: contact us.

Characteristics**General**

- Continuous operating temperature: -40 °C to +150°C.
- Excellent resistance to oil and hydrocarbons.
- Good resistance to humidity.
- Excellent mechanical strength.

Electrical

- Rated voltage: 6.6 kV.
- Test voltage: 15 kV.

Standard products

- Standard insulation colour: white.
- Standard sheath colour: grey.
- Standard marking: OMERIN – SILICOUL ST PUR 6.6 kV – {cross-section/mm²}

SILICOUL® ST PUR 6.6 kV**Flexible core • class 5 as per IEC 60228**

Nominal cross-section (mm ²)	Nominal stranding	Maximum linear resistance at 20 °C (Ω/km)
2.5	50 x 0.25	8.21
4	56 x 0.30	5.09
6	84 x 0.30	3.39
10	80 x 0.40	1.95
16	126 x 0.40	1.24
25	196 x 0.40	0.795
35	276 x 0.40	0.565
50	396 x 0.40	0.393
70	360 x 0.50	0.277
95	485 x 0.50	0.210
120	608 x 0.50	0.164
150	756 x 0.50	0.132
185	944 x 0.50	0.108
240	1221 x 0.50	0.0817
300	1525 x 0.50	0.0654
400	2037 x 0.50	0.0495

INSULATED WIRE OR CABLE

Nominal diameter (mm)	Approximate linear weight (kg/km)
8.5	84
9.1	105
10.2	139
11.6	192
13.2	266
14.7	370
16.4	479
18.5	652
20.3	855
21.8	1080
24.4	1345
25.8	1679
28.5	1995
32.5	2638
34.9	3204
39.4	4138

For this product, please contact:

OMERIN division principale 
Zone Industrielle - F 63600 Ambert
Tel. +33 (0)4 73 82 50 00 - Fax +33 (0)4 73 82 50 10
omerin@omerin.com

www.omerin.com

The information provided in this technical data sheet is indicative and may be modified without prior notice, laying, wiring and electrical conditions and the environment of the cable can not be fully considered in our studies. In no way the company OMERIN shall be held responsible for any incidents in the case of inappropriate uses, particularly in the case of wiring conditions that do not respect the good practice and the standards in force.
For an optimum use of the cables produced by our company, we recommend testing in real conditions. Our sales department is available for a possible provision of samples, and/or for the conditions of a complete study in our laboratories.
© Registered trademark of the OMERIN Group. Drawings and photos are not contractual. Reproduction is prohibited without the prior agreement of OMERIN.

omerin
LES CABLES DE L'EXTREME

HIGH TEMPERATURE MEDIUM VOLTAGE
POWER CABLES**SILICOUL® ST PUR**
13.8 kV
-40 °C to +150°CSILICONE INSULATED AND POLYURETHANE SHEATHED
MEDIUM VOLTAGE POWER CABLES

- 1 • Flexible tin-plated copper core – class 5 as per IEC 60228.
- 2 • Semi-conductor tape(s).
- 3 • Insulation: Silicone rubber.
- 4 • Sheath: Polyurethane thermoplastic elastomer.

Approvals - standards

- Compliance with the standard: IEC 60228.

Applications

- All industrial applications for which power cables can be submitted to oil, hydrocarbons, humidity or mechanical forces.
 - Cabling for rotating machines: motors, alternators, generators.
 - Cabling for static machines: transformers, inductors, inverters, choppers.
 - Power cabinets.

Options

- Extra-flexible tin-plated copper core – class 6 as per IEC 60228: contact us.
- Flexible or extra-flexible bare copper, silver-plated or nickel-plated copper core – class 5 or 6 as per IEC 60228: contact us.
- Multi-conductor cable made up of an assembly of several single conductor cables SILICOUL® ST PUR 13.8 kV: contact us.
 - Other markings: contact us.
 - Other colours: contact us.
 - Other nominal cross-sections: contact us.
- Other options and/or combinations of the options outlined above: contact us.

Characteristics**General**

- Continuous operating temperature: -40 °C to +150°C.
- Excellent resistance to oil and hydrocarbons.
- Good resistance to humidity.
- Excellent mechanical strength.

Electrical

- Rated voltage: 13.8 kV.
- Test voltage: 30 kV.

Standard products

- Standard insulation colour: white.
- Standard sheath colour: black.
- Standard marking: OMERIN – SILICOUL ST PUR 13.8 kV – {cross-section/mm²}

SILICOUL® ST PUR 13.8 kV**Flexible core • class 5 as per IEC 60228**

Nominal cross-section (mm ²)	Nominal stranding	Maximum linear resistance at 20 °C (Ω/km)
2.5	50 x 0.25	8.21
4	56 x 0.30	5.09
6	84 x 0.30	3.39
10	80 x 0.40	1.95
16	126 x 0.40	1.24
25	196 x 0.40	0.795
35	276 x 0.40	0.565
50	396 x 0.40	0.393
70	360 x 0.50	0.277
95	485 x 0.50	0.210
120	608 x 0.50	0.164
150	756 x 0.50	0.132
185	944 x 0.50	0.108
240	1221 x 0.50	0.0817
300	1525 x 0.50	0.0654
400	2037 x 0.50	0.0495

INSULATED WIRE OR CABLE

Nominal diameter (mm)	Approximate linear weight (kg/km)
11.2	136
12.4	168
13.4	206
14.7	264
16.0	338
17.5	449
19.0	559
20.9	733
22.7	943
24.8	1180
26.8	1449
29.7	1815
31.1	2127
35.1	2787
37.5	3363
41.8	4302

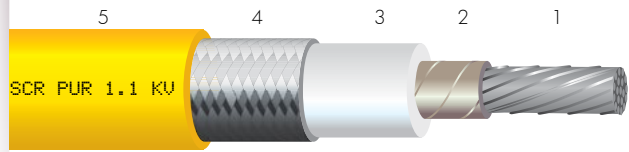
For this product, please contact:

OMERIN division principale 
Zone Industrielle - F 63600 Ambert
Tel. +33 (0)4 73 82 50 00 - Fax +33 (0)4 73 82 50 10
omerin@omerin.com

www.omerin.com

omerin
LES CABLES DE L'EXTREME

The information provided in this technical data sheet is indicative and may be modified without prior notice, laying, wiring and electrical conditions and the environment of the cable can not be fully considered in our studies. In no way the company OMERIN shall be held responsible for any incidents in the case of inappropriate uses, particularly in the case of wiring conditions that do not respect the good practice and the standards in force.
For an optimum use of the cables produced by our company, we recommend testing in real conditions. Our sales department is available for a possible provision of samples, and/or for the conditions of a complete study in our laboratories.
© Registered trademark of the OMERIN Group. Drawings and photos are not contractual. Reproduction is prohibited without the prior agreement of OMERIN.

HIGH TEMPERATURE MEDIUM VOLTAGE
POWER CABLES**SILICOUL® SCR PUR**
1.1 kV
-40 °C to +150°CSILICONE INSULATED AND POLYURETHANE SHEATHED
MEDIUM VOLTAGE POWER CABLES

- 1 • Flexible tin-plated copper core – class 5 as per IEC 60228.
- 2 • Facultative separating tape.
- 3 • Insulation: Silicone rubber.
- 4 • Electrical shielding: Tin-plated copper braid.
- 5 • Sheath: Polyurethane thermoplastic elastomer.

Approvals - standards

- Compliance with the standard: IEC 60228.

Applications

- All industrial applications for which power cables can be submitted to oil, hydrocarbons, humidity or mechanical forces.
 - Cabling for rotating machines: motors, alternators, generators.
 - Cabling for static machines: transformers, inductors, inverters, choppers.
 - Power cabinets.

Options

- Extra-flexible tin-plated copper core – class 6 as per IEC 60228: contact us.
- Flexible or extra-flexible bare copper, silver-plated or nickel-plated copper core – class 5 or 6 as per IEC 60228: contact us.
 - Outer flexible armour:
 - > Galvanised steel braid (ref. SILICOUL® SCR PUR BG 1.1 kV): contact us.
 - > Stainless steel braid (ref. SILICOUL® SCR PUR BI 1.1 kV): contact us.
- Multi-conductor cable made up of an assembly of several single conductor cables SILICOUL® SCR PUR 1.1 kV: contact us.
 - Other markings: contact us.
 - Other colours: contact us.
- Other nominal cross-sections: contact us.
- Other options and/or combinations of the options outlined above: contact us.

Characteristics**General**

- Continuous operating temperature: -40 °C to +150°C.
- Excellent resistance to oil and hydrocarbons.
- Good resistance to humidity.
- Excellent mechanical strength.

Electrical

- Rated voltage: 1.1 kV.
- Test voltage: 3.5 kV.

Standard products

- Standard insulation colour: white.
- Standard sheath colour: yellow.
- Standard marking: OMERIN – SILICOUL SCR PUR 1.1 KV – {cross-section/mm²}

SILICOUL® SCR PUR 1.1 kV

Flexible core • class 5 as per IEC 60228			INSULATED WIRE OR CABLE	
Nominal cross-section (mm ²)	Nominal stranding	Maximum linear resistance at 20 °C (Ω/km)	Nominal diameter (mm)	Approximate linear weight (kg/km)
1.5	30 x 0.25	13.7	6.4	58
2.5	50 x 0.25	8.21	6.9	71
4	56 x 0.30	5.09	7.5	89
6	84 x 0.30	3.39	8.3	121
10	80 x 0.40	1.95	9.5	164
16	126 x 0.40	1.24	11.0	242
25	196 x 0.40	0.795	12.8	345
35	276 x 0.40	0.565	14.5	458
50	396 x 0.40	0.393	17.1	652
70	360 x 0.50	0.277	18.9	843
95	485 x 0.50	0.210	21.4	1108
120	608 x 0.50	0.164	23.3	1359
150	756 x 0.50	0.132	26.0	1669
185	944 x 0.50	0.108	28.0	2026
240	1221 x 0.50	0.0817	32.4	2760
300	1525 x 0.50	0.0654	35.0	3334
400	2037 x 0.50	0.0495	38.0	4196

For this product, please contact:

OMERIN division principale 
Zone Industrielle - F 63600 Ambert
Tel. +33 (0)4 73 82 50 00 - Fax +33 (0)4 73 82 50 10
omerin@omerin.com

www.omerin.com

The information provided in this technical data sheet is indicative and may be modified without prior notice, laying, wiring and electrical conditions and the environment of the cable can not be fully considered in our studies. In no way the company OMERIN shall be held responsible for any incidents in the case of inappropriate uses, particularly in the case of wiring conditions that do not respect the good practice and the standards in force.
For an optimum use of the cables produced by our company, we recommend testing in real conditions. Our sales department is available for a possible provision of samples, and/or for the conditions of a complete study in our laboratories.
© Registered trademark of the OMERIN Group. Drawings and photos are not contractual. Reproduction is prohibited without the prior agreement of OMERIN.

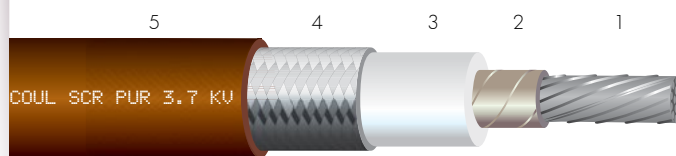
omerin
LES CABLES DE L'EXTREME

SILICOUL® SCR PUR

3.7 kV

-40 °C to +150 °C

SILICONE INSULATED AND POLYURETHANE SHEATHED
MEDIUM VOLTAGE POWER CABLES



- 1 • Flexible tin-plated copper core – class 5 as per IEC 60228.
- 2 • Facultative separating tape.
- 3 • Insulation: Silicone rubber.
- 4 • Electrical shielding: Tin-plated copper braid.
- 5 • Sheath: Polyurethane thermoplastic elastomer.

Approvals - standards

- Compliance with the standard: IEC 60228.

Applications

- All industrial applications for which power cables can be submitted to oil, hydrocarbons, humidity or mechanical forces.
 - Cabling for rotating machines: motors, alternators, generators.
 - Cabling for static machines: transformers, inductors, inverters, choppers.
 - Power cabinets.

Options

- Extra-flexible tin-plated copper core – class 6 as per IEC 60228: contact us.
- Flexible or extra-flexible bare copper, silver-plated or nickel-plated copper core – class 5 or 6 as per IEC 60228: contact us.
 - Outer flexible armour:
 - > Galvanised steel braid (ref. SILICOUL® SCR PUR BG 3.7 kV): contact us.
 - > Stainless steel braid (ref. SILICOUL® SCR PUR BI 3.7 kV): contact us.
- Multi-conductor cable made up of an assembly of several single conductor cables SILICOUL® SCR PUR 3.7 kV: contact us.
 - Other markings: contact us.
 - Other colours: contact us.
- Other nominal cross-sections: contact us.
- Other options and/or combinations of the options outlined above: contact us.

Characteristics

General

- Continuous operating temperature: -40 °C to +150 °C.
- Excellent resistance to oil and hydrocarbons.
- Good resistance to humidity.
- Excellent mechanical strength.

Electrical

- Rated voltage: 3.7 kV.
- Test voltage: 10 kV.

Standard products

- Standard insulation colour: white.
- Standard sheath colour: brown.
- Standard marking: OMERIN – SILICOUL SCR PUR 3.7 kV – {cross-section/mm²}

SILICOUL® SCR PUR 3.7 kV

Flexible core • class 5 as per IEC 60228			INSULATED WIRE OR CABLE	
Nominal cross-section (mm ²)	Nominal stranding	Maximum linear resistance at 20 °C (Ω/km)	Nominal diameter (mm)	Approximate linear weight (kg/km)
1.5	30 x 0.25	13.7	8.1	85
2.5	50 x 0.25	8.21	8.6	100
4	56 x 0.30	5.09	9.2	120
6	84 x 0.30	3.39	10.2	164
10	80 x 0.40	1.95	11.4	212
16	126 x 0.40	1.24	12.6	275
25	196 x 0.40	0.795	14.4	395
35	276 x 0.40	0.565	16.0	499
50	396 x 0.40	0.393	18.3	696
70	360 x 0.50	0.277	20.2	898
95	485 x 0.50	0.210	22.8	1164
120	608 x 0.50	0.164	25.0	1433
150	756 x 0.50	0.132	27.2	1752
185	944 x 0.50	0.108	28.6	2057
240	1221 x 0.50	0.0817	32.8	2783
300	1525 x 0.50	0.0654	35.2	3347
400	2037 x 0.50	0.0495	39.1	4273

For this product, please contact:

OMERIN division principale

Zone Industrielle - F 63600 Ambert

Tel. +33 (0)4 73 82 50 00 - Fax +33 (0)4 73 82 50 10

omerin@omerin.com

www.omerin.com

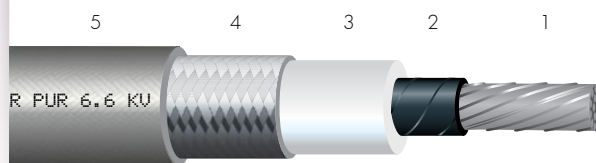
The information provided in this technical data sheet is indicative and may be modified without prior notice, laying, wiring and electrical conditions and the environment of the cable can not be fully considered in our studies. In no way the company OMERIN shall be held responsible for any incidents in the case of inappropriate uses, particularly in the case of wiring conditions that do not respect the good practice and the standards in force.

For an optimum use of the cables produced by our company, we recommend testing in real conditions. Our sales department is available for a possible provision of samples, and/or for the conditions of a complete study in our laboratories.

© Registered trademark of the OMERIN Group. Drawings and photos are not contractual. Reproduction is prohibited without the prior agreement of OMERIN.

SILICOUL® SCR PUR 6.6 kV -40 °C to +150°C

SILICONE INSULATED AND POLYURETHANE SHEATHED
MEDIUM VOLTAGE POWER CABLES



- 1 • Flexible tin-plated copper core – class 5 as per IEC 60228.
- 2 • Semi-conductor tape(s).
- 3 • Insulation: Silicone rubber.
- 4 • Electrical shielding: Tin-plated copper braid.
- 5 • Sheath: Polyurethane thermoplastic elastomer.

Approvals - standards

- Compliance with the standard: IEC 60228.

Applications

- All industrial applications for which power cables can be submitted to oil, hydrocarbons, humidity or mechanical forces.
 - Cabling for rotating machines: motors, alternators, generators.
 - Cabling for static machines: transformers, inductors, inverters, choppers.
 - Power cabinets.

Options

- Extra-flexible tin-plated copper core – class 6 as per IEC 60228: contact us.
- Flexible or extra-flexible bare copper, silver-plated or nickel-plated copper core – class 5 or 6 as per IEC 60228: contact us.
 - Outer flexible armour:
 - > Galvanised steel braid (ref. SILICOUL® SCR PUR BG 6.6 kV): contact us.
 - > Stainless steel braid (ref. SILICOUL® SCR PUR BI 6.6 kV): contact us.
- Multi-conductor cable made up of an assembly of several single conductor cables SILICOUL® SCR PUR 6.6 kV: contact us.
 - Other markings: contact us.
 - Other colours: contact us.
- Other nominal cross-sections: contact us.
- Other options and/or combinations of the options outlined above: contact us.

Characteristics

General

- Continuous operating temperature: -40 °C to +150°C.
- Excellent resistance to oil and hydrocarbons.
- Good resistance to humidity.
- Excellent mechanical strength.

Electrical

- Rated voltage: 6.6 kV.
- Test voltage: 15 kV.

Standard products

- Standard insulation colour: white.
- Standard sheath colour: grey.
- Standard marking: OMERIN – SILICOUL SCR PUR 6.6 kV – {cross-section/mm²}

SILICOUL® SCR PUR 6.6 kV

Flexible core • class 5 as per IEC 60228			INSULATED WIRE OR CABLE	
Nominal cross-section (mm ²)	Nominal stranding	Maximum linear resistance at 20 °C (Ω/km)	Nominal diameter (mm)	Approximate linear weight (kg/km)
2.5	50 x 0.25	8.21	10.5	139
4	56 x 0.30	5.09	11.1	161
6	84 x 0.30	3.39	12.0	193
10	80 x 0.40	1.95	13.4	249
16	126 x 0.40	1.24	14.6	326
25	196 x 0.40	0.795	16.3	438
35	276 x 0.40	0.565	17.9	569
50	396 x 0.40	0.393	20.2	752
70	360 x 0.50	0.277	21.8	969
95	485 x 0.50	0.210	23.3	1195
120	608 x 0.50	0.164	26.1	1472
150	756 x 0.50	0.132	27.3	1799
185	944 x 0.50	0.108	30.4	2216
240	1221 x 0.50	0.0817	34.4	2864
300	1525 x 0.50	0.0654	36.6	3420
400	2037 x 0.50	0.0495	41.5	4474

For this product, please contact:

OMERIN division principale
 Zone Industrielle - F 63600 Ambert
 Tel. +33 (0)4 73 82 50 00 - Fax +33 (0)4 73 82 50 10
 omerin@omerin.com

www.omerin.com

omerin
LES CABLES DE L'EXTREME

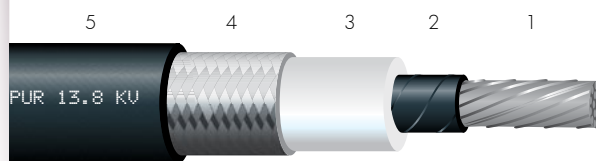
The information provided in this technical data sheet is indicative and may be modified without prior notice, laying, wiring and electrical conditions and the environment of the cable can not be fully considered in our studies. In no way the company OMERIN shall be held responsible for any incidents in the case of inappropriate uses, particularly in the case of wiring conditions that do not respect the good practice and the standards in force.
 For an optimum use of the cables produced by our company, we recommend testing in real conditions. Our sales department is available for a possible provision of samples, and/or for the conditions of a complete study in our laboratories.
 © Registered trademark of the OMERIN Group. Drawings and photos are not contractual. Reproduction is prohibited without the prior agreement of OMERIN.

SILICOUL® SCR PUR

13.8 kV

-40 °C to +150°C

SILICONE INSULATED AND POLYURETHANE SHEATHED
MEDIUM VOLTAGE POWER CABLES



- 1 • Flexible tin-plated copper core – class 5 as per IEC 60228.
- 2 • Semi-conductor tape(s).
- 3 • Insulation: Silicone rubber.
- 4 • Electrical shielding: Tin-plated copper braid.
- 5 • Sheath: Polyurethane thermoplastic elastomer.

Approvals - standards

- Compliance with the standard: IEC 60228.

Applications

- All industrial applications for which power cables can be submitted to oil, hydrocarbons, humidity or mechanical forces.
 - Cabling for rotating machines: motors, alternators, generators.
 - Cabling for static machines: transformers, inductors, inverters, choppers.
 - Power cabinets.

Options

- Extra-flexible tin-plated copper core – class 6 as per IEC 60228: contact us.
- Flexible or extra-flexible bare copper, silver-plated or nickel-plated copper core – class 5 or 6 as per IEC 60228: contact us.
 - Outer flexible armour:
 - > Galvanised steel braid (ref. SILICOUL® SCR PUR BG 13.8 kV): contact us.
 - > Stainless steel braid (ref. SILICOUL® SCR PUR BI 13.8 kV): contact us.
- Multi-conductor cable made up of an assembly of several single conductor cables SILICOUL® SCR PUR 13.8 kV: contact us.
 - Other markings: contact us.
 - Other colours: contact us.
- Other nominal cross-sections: contact us.
- Other options and/or combinations of the options outlined above: contact us.

Characteristics

General

- Continuous operating temperature: -40 °C to +150°C.
- Excellent resistance to oil and hydrocarbons.
- Good resistance to humidity.
- Excellent mechanical strength.

Electrical

- Rated voltage: 13.8 kV.
- Test voltage: 30 kV.

Standard products

- Standard insulation colour: white.
- Standard sheath colour: black.
- Standard marking: OMERIN – SILICOUL SCR PUR 13.8 KV – {cross-section/mm²}

SILICOUL® SCR PUR 13.8 kV

Flexible core • class 5 as per IEC 60228			INSULATED WIRE OR CABLE	
Nominal cross-section (mm ²)	Nominal stranding	Maximum linear resistance at 20 °C (Ω/km)	Nominal diameter (mm)	Approximate linear weight (kg/km)
2.5	50 x 0.25	8.21	13.7	199
4	56 x 0.30	5.09	14.5	240
6	84 x 0.30	3.39	15.5	280
10	80 x 0.40	1.95	16.8	341
16	126 x 0.40	1.24	18.1	437
25	196 x 0.40	0.795	19.8	556
35	276 x 0.40	0.565	21.3	669
50	396 x 0.40	0.393	23.0	858
70	360 x 0.50	0.277	25.0	1080
95	485 x 0.50	0.210	26.9	1311
120	608 x 0.50	0.164	29.1	1593
150	756 x 0.50	0.132	32.0	2041
185	944 x 0.50	0.108	33.4	2355
240	1221 x 0.50	0.0817	37.4	3020
300	1525 x 0.50	0.0654	40.0	3614
400	2037 x 0.50	0.0495	44.7	4681

For this product, please contact:

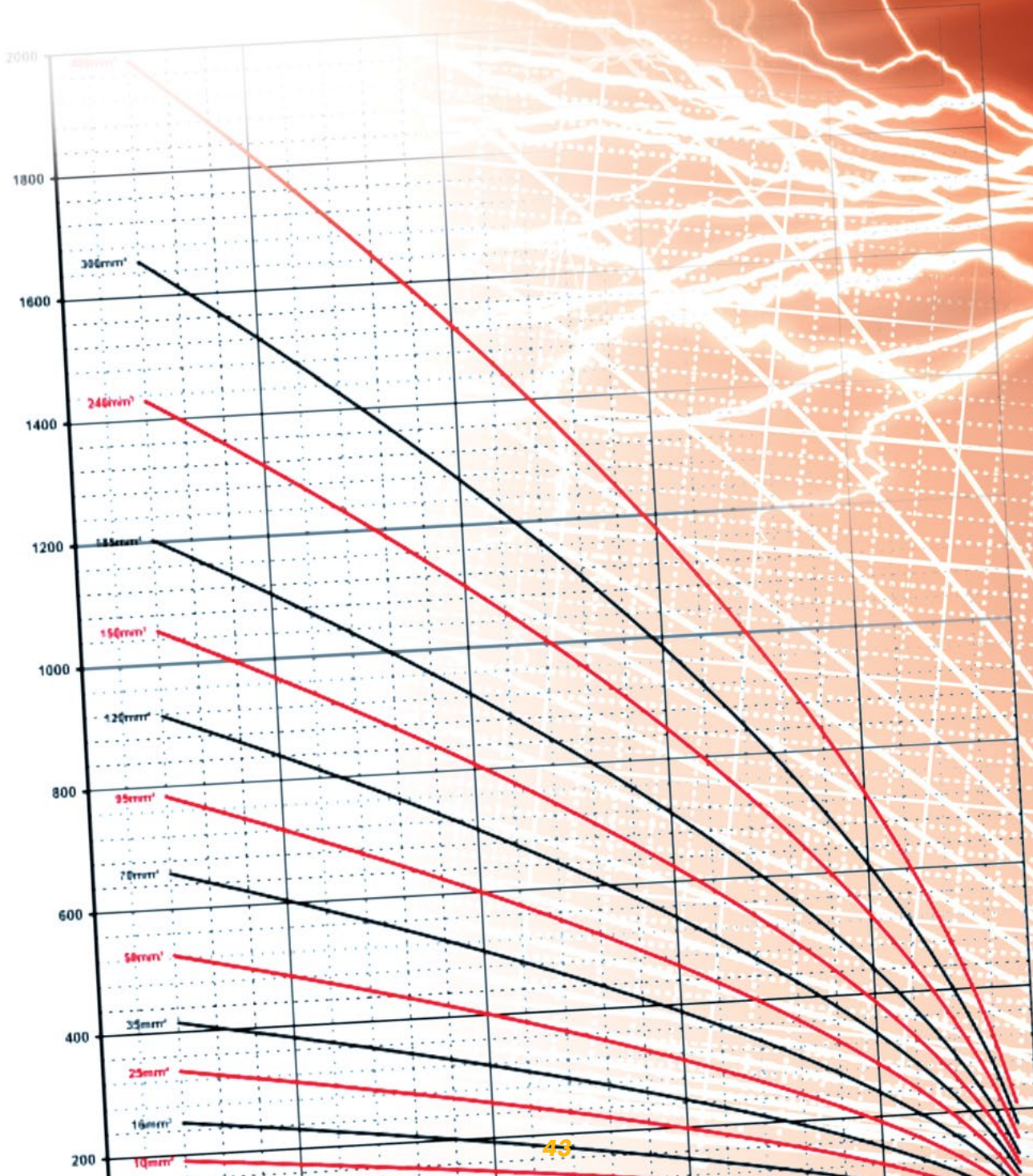
OMERIN division principale 
Zone Industrielle - F 63600 Ambert
Tel. +33 (0)4 73 82 50 00 - Fax +33 (0)4 73 82 50 10
omerin@omerin.com

www.omerin.com

The information provided in this technical data sheet is indicative and may be modified without prior notice, laying, wiring and electrical conditions and the environment of the cable can not be fully considered in our studies. In no way the company OMERIN shall be held responsible for any incidents in the case of inappropriate uses, particularly in the case of wiring conditions that do not respect the good practice and the standards in force.
For an optimum use of the cables produced by our company, we recommend testing in real conditions. Our sales department is available for a possible provision of samples, and/or for the conditions of a complete study in our laboratories.
© Registered trademark of the OMERIN Group. Drawings and photos are not contractual. Reproduction is prohibited without the prior agreement of OMERIN.



MAXIMUM PERMISSIBLE CURRENT IN PERMANENT MODE



**MAXIMUM PERMISSIBLE CURRENT
IN PERMANENT MODE**

SILICOUL® 1.1 KV • FT 10101c

Ambient temperature (°C)	1.5 mm ²	2.5 mm ²	4 mm ²	6 mm ²	10 mm ²	16 mm ²	25 mm ²	35 mm ²	50 mm ²	70 mm ²	95 mm ²	120 mm ²	150 mm ²	185 mm ²	240 mm ²	300 mm ²	400 mm ²
0	51	69	92	118	168	224	298	369	464	583	697	814	932	1070	1273	1474	1773
10	49	66	89	114	163	216	288	357	449	563	674	788	901	1035	1231	1426	1715
20	47	64	86	110	157	209	278	344	433	543	650	760	870	999	1189	1376	1655
30	45	62	82	106	151	201	268	331	417	523	626	732	838	962	1145	1326	1594
40	44	59	79	102	145	193	257	318	400	502	601	703	805	924	1100	1273	1531
50	42	57	76	98	139	184	246	304	383	481	575	673	770	884	1053	1219	1465
60	40	54	72	93	132	176	234	290	365	458	549	642	735	844	1005	1164	1398
70	38	51	68	88	126	167	223	275	347	435	521	610	699	802	956	1106	1328
80	36	48	65	83	119	158	210	260	328	411	492	576	661	758	904	1046	1256
90	33	45	61	78	111	148	197	244	308	386	463	542	621	712	850	983	1180
100	31	42	57	73	104	138	184	228	287	360	431	505	579	665	793	917	1101
110	29	39	52	67	96	127	170	210	265	333	399	467	536	614	733	848	1018
120	26	36	48	62	87	116	155	192	242	303	364	426	489	561	670	775	929
130	24	32	43	55	78	104	139	172	217	272	326	382	439	504	602	696	834
140	21	28	37	48	68	91	121	150	190	238	285	335	385	441	527	610	731
150	17	23	31	41	58	77	102	127	160	200	240	282	324	372	445	514	616
160	14	18	25	32	45	60	80	99	125	157	188	221	255	292	350	404	483
170	9	12	16	21	30	39	53	65	83	103	124	146	168	193	231	267	319

SILICOUL® 3.7 KV • FT 10102a

0	52	70	93	119	169	223	297	367	461	578	686	804	922	1064	1268	1471	1753
10	50	68	90	116	164	216	287	355	446	559	663	778	892	1029	1227	1423	1696
20	48	66	87	112	158	209	277	342	430	539	640	751	861	993	1184	1374	1637
30	47	63	84	107	152	201	267	329	414	519	617	723	829	957	1141	1323	1577
40	45	61	81	103	146	193	256	316	398	499	593	695	797	919	1096	1271	1515
50	43	58	77	99	140	185	245	303	381	477	567	665	763	880	1050	1217	1451
60	41	56	74	94	133	176	234	289	364	456	542	635	729	840	1002	1162	1384
70	39	53	70	90	127	168	222	275	346	433	515	604	693	798	952	1104	1316
80	37	50	66	85	120	158	210	260	327	409	487	571	655	755	901	1044	1244
90	35	47	62	80	113	149	198	244	307	385	458	537	616	710	847	982	1170
100	32	44	58	75	105	139	184	228	287	359	427	501	575	662	791	916	1092
110	30	41	54	69	97	128	170	210	265	332	395	463	532	612	731	847	1010
120	27	37	49	63	89	117	156	192	242	303	361	423	486	559	668	774	922
130	25	33	44	57	80	105	140	172	217	272	324	380	437	502	600	695	828
140	22	29	39	50	70	92	122	151	190	238	284	334	383	440	526	609	726
150	18	25	33	42	59	78	103	127	160	200	240	281	323	371	444	514	613
160	14	19	26	33	46	61	81	100	126	157	189	221	254	292	349	404	482
170	10	13	17	22	31	40	53	66	83	104	125	147	169	193	231	267	319

- All values in the tables are expressed in Amperes (A).
- Calculations are based on methods issued from IEC 60287 standard.
- 1 single cable in free air without heat source in it surrounding environment.
- DC supply or AC supply (F ≤ 60 Hz).
- Maximum temperature of core: +180°C.

For this product, please contact:

OMERIN division principale ✓
Zone Industrielle - F 63600 Ambert
Tel. +33 (0)4 73 82 50 00 - Fax +33 (0)4 73 82 50 10
omerin@omerin.com

omerin
LES CABLES DE L'EXTREME

www.omerin.com

The information provided in this technical data sheet is indicative and may be modified without prior notice, laying, wiring and electrical conditions and the environment of the cable can not be fully considered in our studies. In no way the company OMERIN shall be held responsible for any incidents in the case of inappropriate uses, particularly in the case of wiring conditions that do not respect the good practice and the standards in force.
For an optimum use of the cables produced by our company, we recommend testing in real conditions. Our sales department is available for a possible provision of samples, and/or for the conditions of a complete study in our laboratories.
© Registered trademark of the OMERIN Group. Drawings and photos are not contractual. Reproduction is prohibited without the prior agreement of OMERIN.

**MAXIMUM PERMISSIBLE CURRENT
IN PERMANENT MODE**

SILICOUL® 6.6 KV • FT 10103b

Ambient temperature (°C)	2.5 mm ²	4 mm ²	6 mm ²	10 mm ²	16 mm ²	25 mm ²	35 mm ²	50 mm ²	70 mm ²	95 mm ²	120 mm ²	150 mm ²	185 mm ²	240 mm ²	300 mm ²	400 mm ²
0	71	94	120	169	223	295	364	457	572	682	799	915	1053	1255	1455	1727
10	68	91	116	163	216	286	352	442	554	660	773	885	1019	1214	1408	1671
20	66	88	112	158	208	276	340	427	535	637	746	855	984	1173	1360	1614
30	64	85	108	152	201	266	328	411	515	614	719	824	948	1130	1310	1555
40	61	81	104	146	193	255	315	395	495	590	691	791	910	1086	1258	1494
50	59	78	99	140	185	245	301	379	474	565	662	758	872	1040	1205	1432
60	56	74	95	134	176	234	288	361	452	539	632	724	832	993	1151	1367
70	53	71	90	127	168	222	274	344	430	513	601	688	791	944	1094	1300
80	51	67	85	120	159	210	259	325	407	485	568	651	749	894	1035	1230
90	48	63	80	113	149	198	243	306	382	456	534	613	704	841	974	1157
100	45	59	75	106	139	184	227	286	357	426	499	572	657	785	909	1080
110	41	55	70	98	129	171	210	264	330	394	462	530	608	726	841	999
120	38	50	64	89	118	156	192	241	302	360	422	484	556	664	768	913
130	34	45	57	80	106	140	173	217	271	324	379	435	499	597	691	821
140	30	39	50	71	93	123	151	190	238	284	333	382	438	524	606	721
150	25	33	43	60	78	104	128	161	201	240	281	323	370	442	511	609
160	20	26	34	47	62	82	101	127	158	189	221	254	291	349	403	479
170	13	18	22	31	41	54	67	84	104	125	147	169	193	231	267	318

SILICOUL® 13.8 KV • FT 10104a

Ambient temperature (°C)	2.5 mm ²	4 mm ²	6 mm ²	10 mm ²	16 mm ²	25 mm ²	35 mm ²	50 mm ²	70 mm ²	95 mm ²	120 mm ²	150 mm ²	185 mm ²	240 mm ²	300 mm ²	400 mm ²
0	71	94	120	168	221	292	359	451	561	670	785	896	1031	1229	1421	1690
10	69	91	116	163	214	283	348	437	543	649	760	867	998	1189	1376	1636
20	67	88	112	157	207	273	336	422	524	627	734	838	964	1149	1329	1580
30	64	85	108	152	199	263	324	406	505	604	707	808	929	1108	1281	1523
40	62	82	104	146	192	253	311	391	486	581	680	777	893	1065	1231	1464
50	59	78	100	140	184	243	298	375	466	557	652	744	856	1021	1180	1404
60	57	75	95	134	176	232	285	358	445	532	623	711	818	975	1127	1341
70	54	71	91	127	167	221	271	340	423	506	592	677	778	928	1072	1276
80	51	68	86	121	158	209	257	322	401	479	561	641	737	879	1015	1208
90	48	64	81	114	149	197	242	303	377	451	528	604	693	827	956	1137
100	45	60	76	106	139	184	226	284	353	421	493	564	648	773	893	1062
110	42	55	70	98	129	170	209	263	327	390	457	523	600	716	827	984
120	38	51	64	90	118	156	192	240	299	357	418	478	549	655	757	900
130	35	46	58	81	106	140	173	216	269	321	376	431	494	590	681	810
140	30	40	51	71	94	123	152	190	237	282	331	379	434	518	598	712
150	26	34	43	61	79	104	128	161	200	239	280	320	367	438	506	602
160	20	27	34	48	63	83	101	127	158	189	221	253	290	346	399	475
170	14	18	23	32	42	55	68	85	105	126	147	169	193	231	266	317

- All values in the tables are expressed in Amperes (A).
- Calculations are based on methods issued from IEC 60287 standard.
- 1 single cable in free air without heat source in it surrounding environment.
- DC supply or AC supply (F ≤ 60 Hz).
- Maximum temperature of core: +180°C.

For this product, please contact:

OMERIN division principale 
Zone Industrielle - F 63600 Ambert
Tel. +33 (0)4 73 82 50 00 - Fax +33 (0)4 73 82 50 10
omerin@omerin.com

omerin
LES CABLES DE L'EXTREME

www.omerin.com

The information provided in this technical data sheet is indicative and may be modified without prior notice, laying, wiring and electrical conditions and the environment of the cable can not be fully considered in our studies. In no way the company OMERIN shall be held responsible for any incidents in the case of inappropriate uses, particularly in the case of wiring conditions that do not respect the good practice and the standards in force.
For an optimum use of the cables produced by our company, we recommend testing in real conditions. Our sales department is available for a possible provision of samples, and/or for the conditions of a complete study in our laboratories.
© Registered trademark of the OMERIN Group. Drawings and photos are not contractual. Reproduction is prohibited without the prior agreement of OMERIN.

**MAXIMUM PERMISSIBLE CURRENT
IN PERMANENT MODE**

SILICOUL® STYLE 3661 - 1.1 KV • FT 10105b

Ambient temperature (°C)	1.5 mm ²	2.5 mm ²	4 mm ²	6 mm ²	10 mm ²	16 mm ²	25 mm ²	35 mm ²	50 mm ²	70 mm ²	95 mm ²	120 mm ²	150 mm ²	185 mm ²	240 mm ²	300 mm ²	400 mm ²
0	53	71	96	124	168	224	298	369	464	583	697	814	932	1070	1273	1474	1773
10	52	69	92	120	163	216	288	357	449	563	674	788	901	1035	1231	1426	1715
20	50	66	89	115	157	209	278	344	433	543	650	760	870	999	1189	1376	1655
30	48	64	86	111	151	201	268	331	417	523	626	732	838	962	1145	1326	1594
40	46	61	82	107	145	193	257	318	400	502	601	703	805	924	1100	1273	1531
50	44	59	79	102	139	184	246	304	383	481	575	673	770	884	1053	1219	1465
60	42	56	75	97	132	176	234	290	365	458	549	642	735	844	1005	1164	1398
70	40	53	71	92	126	167	223	275	347	435	521	610	699	802	956	1106	1328
80	38	50	67	87	119	158	210	260	328	411	492	576	661	758	904	1046	1256
90	35	47	63	82	111	148	197	244	308	386	463	542	621	712	850	983	1180
100	33	44	59	76	104	138	184	228	287	360	431	505	579	665	793	917	1101
110	30	41	54	71	96	127	170	210	265	333	399	467	536	614	733	848	1018
120	28	37	50	64	87	116	155	192	242	303	364	426	489	561	670	775	929
130	25	33	44	58	78	104	139	172	217	272	326	382	439	504	602	696	834
140	22	29	39	50	68	91	121	150	190	238	285	335	385	441	527	610	731
150	18	24	33	42	58	77	102	127	160	200	240	282	324	372	445	514	616
160	14	19	26	33	45	60	80	99	125	157	188	221	255	292	350	404	483
170	9	13	17	22	30	39	53	65	83	103	124	146	168	193	231	267	319

SILICOUL® STYLE 3662 - 4.2 KV • FT 10106b

Ambient temperature (°C)	1.5 mm ²	2.5 mm ²	4 mm ²	6 mm ²	10 mm ²	16 mm ²	25 mm ²	35 mm ²	50 mm ²	70 mm ²	95 mm ²	120 mm ²	150 mm ²	185 mm ²	240 mm ²	300 mm ²	400 mm ²
0	55	73	97	125	169	223	297	367	461	578	686	804	922	1064	1268	1471	1753
10	53	71	94	121	164	216	287	355	446	559	663	778	892	1029	1227	1423	1696
20	51	68	91	117	158	209	277	342	430	539	640	751	861	993	1184	1374	1637
30	49	66	88	112	152	201	267	329	414	519	617	723	829	957	1141	1323	1577
40	47	63	84	108	146	193	256	316	398	499	593	695	797	919	1096	1271	1515
50	45	60	81	103	140	185	245	303	381	477	567	665	763	880	1050	1217	1451
60	43	58	77	99	133	176	234	289	364	456	542	635	729	840	1002	1162	1384
70	41	55	73	94	127	168	222	275	346	433	515	604	693	798	952	1104	1316
80	39	52	69	89	120	158	210	260	327	409	487	571	655	755	901	1044	1244
90	37	49	65	83	113	149	198	244	307	385	458	537	616	710	847	982	1170
100	34	46	61	78	105	139	184	228	287	359	427	501	575	662	791	916	1092
110	32	42	56	72	97	128	170	210	265	332	395	463	532	612	731	847	1010
120	29	39	51	66	89	117	156	192	242	303	361	423	486	559	668	774	922
130	26	35	46	59	80	105	140	172	217	272	324	380	437	502	600	695	828
140	23	30	40	52	70	92	122	151	190	238	284	334	383	440	526	609	726
150	19	26	34	44	59	78	103	127	160	200	240	281	323	371	444	514	613
160	15	20	27	34	46	61	81	100	126	157	189	221	254	292	349	404	482
170	10	13	18	23	31	40	53	66	83	104	125	147	169	193	231	267	319

- All values in the tables are expressed in Amperes (A).
- Calculations are based on methods issued from IEC 60287 standard.
- 1 single cable in free air without heat source in it surrounding environment.
- DC supply or AC supply (F ≤ 60 Hz).
- Maximum temperature of core: +180°C.

For this product, please contact:

OMERIN division principale ✓
Zone Industrielle - F 63600 Ambert
Tel. +33 (0)4 73 82 50 00 - Fax +33 (0)4 73 82 50 10
omerin@omerin.com



www.omerin.com

The information provided in this technical data sheet is indicative and may be modified without prior notice, laying, wiring and electrical conditions and the environment of the cable can not be fully considered in our studies. In no way the company OMERIN shall be held responsible for any incidents in the case of inappropriate uses, particularly in the case of wiring conditions that do not respect the good practice and the standards in force.
For an optimum use of the cables produced by our company, we recommend testing in real conditions. Our sales department is available for a possible provision of samples, and/or for the conditions of a complete study in our laboratories.
© Registered trademark of the OMERIN Group. Drawings and photos are not contractual. Reproduction is prohibited without the prior agreement of OMERIN.

**MAXIMUM PERMISSIBLE CURRENT
IN PERMANENT MODE**

SILICOUL® STYLE 3663 - 7.2 KV • FT 10107c

Ambient temperature (°C)	2.5 mm ²	4 mm ²	6 mm ²	10 mm ²	16 mm ²	25 mm ²	35 mm ²	50 mm ²	70 mm ²	95 mm ²	120 mm ²	150 mm ²	185 mm ²	240 mm ²	300 mm ²	400 mm ²
0	73	98	125	169	223	295	364	457	572	682	799	915	1053	1255	1455	1727
10	71	95	121	163	216	286	352	442	554	660	773	885	1019	1214	1408	1671
20	69	91	117	158	208	276	340	427	535	637	746	855	984	1173	1360	1614
30	66	88	113	152	201	266	328	411	515	614	719	824	948	1130	1310	1555
40	64	85	108	146	193	255	315	395	495	590	691	791	910	1086	1258	1494
50	61	81	104	140	185	245	301	379	474	565	662	758	872	1040	1205	1432
60	58	78	99	134	176	234	288	361	452	539	632	724	832	993	1151	1367
70	55	74	94	127	168	222	274	344	430	513	601	688	791	944	1094	1300
80	53	70	89	120	159	210	259	325	407	485	568	651	749	894	1035	1230
90	49	66	84	113	149	198	243	306	382	456	534	613	704	841	974	1157
100	46	61	79	106	139	184	227	286	357	426	499	572	657	785	909	1080
110	43	57	73	98	129	171	210	264	330	394	462	530	608	726	841	999
120	39	52	67	89	118	156	192	241	302	360	422	484	556	664	768	913
130	35	47	60	80	106	140	173	217	271	324	379	435	499	597	691	821
140	31	41	53	71	93	123	151	190	238	284	333	382	438	524	606	721
150	26	35	44	60	78	104	128	161	201	240	281	323	370	442	511	609
160	21	27	35	47	62	82	101	127	158	189	221	254	291	349	403	479
170	14	18	23	31	41	54	67	84	104	125	147	169	193	231	267	318

SILICOUL® STYLE 3664 - 15 KV • FT 10108c

Ambient temperature (°C)	2.5 mm ²	4 mm ²	6 mm ²	10 mm ²	16 mm ²	25 mm ²	35 mm ²	50 mm ²	70 mm ²	95 mm ²	120 mm ²	150 mm ²	185 mm ²	240 mm ²	300 mm ²	400 mm ²
0	74	98	125	168	221	292	359	451	561	670	785	896	1031	1229	1421	1690
10	71	95	121	163	214	283	348	437	543	649	760	867	998	1189	1376	1636
20	69	92	117	157	207	273	336	422	524	627	734	838	964	1149	1329	1580
30	67	88	113	152	199	263	324	406	505	604	707	808	929	1108	1281	1523
40	64	85	109	146	192	253	311	391	486	581	680	777	893	1065	1231	1464
50	62	82	104	140	184	243	298	375	466	557	652	744	856	1021	1180	1404
60	59	78	100	134	176	232	285	358	445	532	623	711	818	975	1127	1341
70	56	74	95	127	167	221	271	340	423	506	592	677	778	928	1072	1276
80	53	70	90	121	158	209	257	322	401	479	561	641	737	879	1015	1208
90	50	66	85	114	149	197	242	303	377	451	528	604	693	827	956	1137
100	47	62	79	106	139	184	226	284	353	421	493	564	648	773	893	1062
110	43	58	73	98	129	170	209	263	327	390	457	523	600	716	827	984
120	40	53	67	90	118	156	192	240	299	357	418	478	549	655	757	900
130	36	48	61	81	106	140	173	216	269	321	376	431	494	590	681	810
140	32	42	53	71	94	123	152	190	237	282	331	379	434	518	598	712
150	27	36	45	61	79	104	128	161	200	239	280	320	367	438	506	602
160	21	28	36	48	63	83	101	127	158	189	221	253	290	346	399	475
170	14	19	24	32	42	55	68	85	105	126	147	169	193	231	266	317

- All values in the tables are expressed in Amperes (A).
- Calculations are based on methods issued from IEC 60287 standard.
- 1 single cable in free air without heat source in it surrounding environment.
- DC supply or AC supply (F ≤ 60 Hz).
- Maximum temperature of core: +180°C.

For this product, please contact:

OMERIN division principale ✓
Zone Industrielle - F 63600 Ambert
Tel. +33 (0)4 73 82 50 00 - Fax +33 (0)4 73 82 50 10
omerin@omerin.com

omerin
LES CABLES DE L'EXTREME

www.omerin.com

The information provided in this technical data sheet is indicative and may be modified without prior notice, laying, wiring and electrical conditions and the environment of the cable can not be fully considered in our studies. In no way the company OMERIN shall be held responsible for any incidents in the case of inappropriate uses, particularly in the case of wiring conditions that do not respect the good practice and the standards in force.
For an optimum use of the cables produced by our company, we recommend testing in real conditions. Our sales department is available for a possible provision of samples, and/or for the conditions of a complete study in our laboratories.
© Registered trademark of the OMERIN Group. Drawings and photos are not contractual. Reproduction is prohibited without the prior agreement of OMERIN.

**MAXIMUM PERMISSIBLE CURRENT
IN PERMANENT MODE**

SILICOUL® ALU FLEX 1.1 KV • FT 10109b

Ambient temperature (°C)	1.5 mm ²	2.5 mm ²	4 mm ²	6 mm ²	10 mm ²	16 mm ²	25 mm ²	35 mm ²	50 mm ²	70 mm ²	95 mm ²	120 mm ²	150 mm ²	185 mm ²	240 mm ²	300 mm ²	400 mm ²
0	40	55	73	94	133	176	237	296	373	469	561	659	780	872	1042	1200	1425
10	39	53	71	91	128	170	229	286	361	453	542	637	755	843	1008	1161	1378
20	38	51	68	88	124	164	221	276	348	437	523	615	728	814	973	1120	1330
30	36	49	66	85	119	158	213	266	335	421	504	592	701	784	937	1079	1281
40	35	47	63	81	114	151	204	255	322	404	483	568	673	753	900	1036	1230
50	33	45	60	78	109	145	196	244	308	387	463	544	645	721	861	992	1178
60	32	43	58	74	104	138	187	233	294	369	441	519	615	688	822	947	1124
70	30	41	55	70	99	131	177	221	279	350	419	493	584	653	781	899	1068
80	29	39	52	67	94	124	167	209	263	331	396	466	552	618	739	851	1010
90	27	36	48	63	88	116	157	196	247	311	372	438	519	581	694	799	950
100	25	34	45	58	82	108	147	183	231	290	347	408	484	542	648	746	886
110	23	31	42	54	76	100	135	169	213	267	320	377	448	501	599	690	819
120	21	28	38	49	69	91	123	154	194	244	292	344	409	457	547	630	748
130	19	25	34	44	62	82	111	138	174	219	262	309	367	410	491	565	672
140	16	22	30	39	54	72	97	121	152	191	229	271	321	360	430	495	588
150	14	19	25	32	46	60	81	101	128	161	193	228	271	303	362	418	496
160	11	15	20	25	36	47	64	79	100	126	151	179	212	238	285	328	390
170	7	10	13	17	23	31	42	52	66	83	100	118	140	157	188	217	258

SILICOUL® ALU FLEX 3.7 KV • FT 10110b

0	42	56	75	95	133	176	236	294	371	464	551	650	771	864	1034	1187	1413
10	40	54	72	92	129	170	229	285	358	448	533	629	746	835	1000	1149	1367
20	39	52	70	89	124	164	221	275	346	433	515	607	720	806	965	1109	1319
30	37	50	67	86	120	158	212	264	333	417	496	585	694	777	930	1068	1271
40	36	48	64	82	115	152	204	254	320	400	476	562	667	746	893	1026	1221
50	34	46	62	79	110	145	195	243	306	383	456	538	638	715	855	983	1169
60	33	44	59	75	105	139	186	232	292	366	435	514	609	682	816	938	1116
70	31	42	56	71	100	132	177	220	278	347	414	488	579	648	776	892	1061
80	30	40	53	68	94	125	167	208	262	328	391	462	548	613	734	843	1003
90	28	37	50	64	89	117	157	196	247	309	368	434	515	577	690	793	943
100	26	35	47	59	83	109	147	183	230	288	344	405	481	538	644	740	880
110	24	32	43	55	77	101	136	169	213	266	318	375	444	498	595	685	814
120	22	30	39	50	70	92	124	154	194	243	290	342	406	455	544	625	744
130	20	27	35	45	63	83	111	138	174	218	261	307	365	408	489	562	668
140	17	23	31	39	55	73	97	121	153	191	228	270	320	358	428	493	586
150	15	20	26	33	46	61	82	102	128	161	193	227	270	302	361	416	494
160	12	15	21	26	37	48	64	80	101	127	152	179	212	238	284	327	389
170	8	10	14	17	24	32	43	53	67	84	100	118	140	157	188	216	257

- All values in the tables are expressed in Amperes (A).
- Calculations are based on methods issued from IEC 60287 standard.
- 1 single cable in free air without heat source in it surrounding environment.
- DC supply or AC supply (F ≤ 60 Hz).
- Maximum temperature of core: +180°C.

For this product, please contact:

OMERIN division principale ✓
Zone Industrielle - F 63600 Ambert
Tel. +33 (0)4 73 82 50 00 - Fax +33 (0)4 73 82 50 10
omerin@omerin.com

omerin
LES CABLES DE L'EXTREME

www.omerin.com

The information provided in this technical data sheet is indicative and may be modified without prior notice, laying, wiring and electrical conditions and the environment of the cable can not be fully considered in our studies. In no way the company OMERIN shall be held responsible for any incidents in the case of inappropriate uses, particularly in the case of wiring conditions that do not respect the good practice and the standards in force.
For an optimum use of the cables produced by our company, we recommend testing in real conditions. Our sales department is available for a possible provision of samples, and/or for the conditions of a complete study in our laboratories.
© Registered trademark of the OMERIN Group. Drawings and photos are not contractual. Reproduction is prohibited without the prior agreement of OMERIN.

**MAXIMUM PERMISSIBLE CURRENT
IN PERMANENT MODE**

SILICOUL® ALU FLEX 6.6 KV • FT 10111b

Ambient temperature (°C)	2.5 mm ²	4 mm ²	6 mm ²	10 mm ²	16 mm ²	25 mm ²	35 mm ²	50 mm ²	70 mm ²	95 mm ²	120 mm ²	150 mm ²	185 mm ²	240 mm ²	300 mm ²	400 mm ²
0	56	75	95	133	175	235	292	367	460	548	645	765	857	1023	1176	1391
10	55	72	92	129	170	227	283	355	445	530	624	740	829	990	1138	1346
20	53	70	89	124	164	220	273	343	430	512	603	715	801	956	1098	1300
30	51	67	86	120	158	212	263	330	414	493	581	689	771	921	1058	1252
40	49	65	83	115	152	203	253	317	397	474	558	662	741	885	1017	1203
50	47	62	79	110	145	195	242	304	381	454	535	634	710	848	974	1153
60	45	59	76	105	139	186	231	290	363	433	510	605	678	809	930	1101
70	43	56	72	100	132	177	220	276	345	412	485	575	644	769	884	1047
80	40	53	68	95	125	167	208	261	327	390	459	544	610	728	837	990
90	38	50	64	89	117	157	195	245	307	367	432	512	573	685	787	932
100	36	47	60	83	110	147	182	229	287	342	403	478	535	639	735	870
110	33	44	55	77	101	136	169	212	265	317	373	442	495	591	680	805
120	30	40	51	70	93	124	154	194	242	289	341	404	453	541	621	736
130	27	36	46	63	83	112	138	174	218	260	306	363	407	486	559	662
140	24	31	40	56	73	98	121	153	191	228	269	319	357	426	490	581
150	20	27	34	47	62	83	103	129	161	193	227	269	301	360	414	490
160	16	21	27	37	49	65	81	101	127	152	179	212	237	283	326	386
170	11	14	18	25	32	43	53	67	84	100	118	140	157	188	216	256

SILICOUL® ALU FLEX 13.8 KV • FT 10112b

Ambient temperature (°C)	2.5 mm ²	4 mm ²	6 mm ²	10 mm ²	16 mm ²	25 mm ²	35 mm ²	50 mm ²	70 mm ²	95 mm ²	120 mm ²	150 mm ²	185 mm ²	240 mm ²	300 mm ²	400 mm ²
0	57	75	95	132	174	232	288	360	451	538	634	748	838	998	1150	1363
10	55	73	92	128	168	225	279	349	436	521	614	724	811	966	1113	1320
20	53	70	89	124	163	217	269	337	421	503	593	699	783	933	1075	1275
30	51	68	86	119	157	210	260	325	406	485	572	674	755	899	1036	1229
40	49	65	83	115	151	201	250	312	390	466	550	648	726	864	996	1181
50	47	63	79	110	145	193	239	299	374	447	527	621	696	829	955	1132
60	45	60	76	105	138	185	229	286	358	427	503	594	665	792	912	1082
70	43	57	72	100	132	176	218	272	340	406	479	565	632	753	868	1029
80	41	54	69	95	125	166	206	258	322	385	453	535	599	713	822	974
90	38	51	65	89	117	157	194	243	303	362	427	503	564	671	773	917
100	36	48	60	84	110	146	181	227	283	338	399	470	527	627	723	857
110	33	44	56	78	102	136	168	210	262	313	369	436	488	581	669	793
120	31	40	51	71	93	124	154	192	240	287	338	399	446	532	612	726
130	28	36	46	64	84	112	138	173	216	258	304	359	402	479	551	653
140	24	32	41	56	74	98	122	152	190	227	267	315	353	421	484	574
150	21	27	35	48	62	83	103	129	161	192	226	267	299	356	410	486
160	16	22	27	38	49	66	81	102	127	151	178	211	236	281	323	383
170	11	14	18	25	33	44	54	68	85	101	119	140	157	187	215	255

- All values in the tables are expressed in Amperes (A).
- Calculations are based on methods issued from IEC 60287 standard.
- 1 single cable in free air without heat source in it surrounding environment.
- DC supply or AC supply (F ≤ 60 Hz).
- Maximum temperature of core: +180°C.

For this product, please contact:

OMERIN division principale 
Zone Industrielle - F 63600 Ambert
Tel. +33 (0)4 73 82 50 00 - Fax +33 (0)4 73 82 50 10
omerin@omerin.com

omerin
LES CABLES DE L'EXTREME

www.omerin.com

The information provided in this technical data sheet is indicative and may be modified without prior notice, laying, wiring and electrical conditions and the environment of the cable can not be fully considered in our studies. In no way the company OMERIN shall be held responsible for any incidents in the case of inappropriate uses, particularly in the case of wiring conditions that do not respect the good practice and the standards in force.
For an optimum use of the cables produced by our company, we recommend testing in real conditions. Our sales department is available for a possible provision of samples, and/or for the conditions of a complete study in our laboratories.
© Registered trademark of the OMERIN Group. Drawings and photos are not contractual. Reproduction is prohibited without the prior agreement of OMERIN.

**MAXIMUM PERMISSIBLE CURRENT
IN PERMANENT MODE**

SILICOUL® SCR 1.1 KV • FT 10113a

Ambient temperature (°C)	1.5 mm ²	2.5 mm ²	4 mm ²	6 mm ²	10 mm ²	16 mm ²	25 mm ²	35 mm ²	50 mm ²	70 mm ²	95 mm ²	120 mm ²	150 mm ²	185 mm ²	240 mm ²	300 mm ²	400 mm ²
0	54	73	96	123	173	228	301	369	463	575	683	800	910	1039	1232	1419	1703
10	52	70	93	119	167	221	291	357	449	557	661	774	881	1006	1193	1374	1648
20	50	68	90	115	162	213	281	345	433	538	639	748	851	971	1153	1328	1592
30	48	65	87	111	156	205	271	333	417	518	615	721	820	936	1111	1280	1535
40	47	63	83	106	150	197	260	320	401	498	592	693	789	900	1069	1231	1476
50	45	60	80	102	143	189	249	306	384	477	567	664	756	863	1025	1180	1415
60	43	57	76	97	137	180	238	292	367	456	542	634	722	824	979	1127	1352
70	41	55	73	92	130	172	226	278	349	434	515	603	687	784	932	1073	1286
80	38	52	69	87	123	162	214	263	330	410	488	571	651	743	883	1016	1218
90	36	49	65	82	116	153	201	247	311	386	459	537	613	699	831	957	1147
100	34	45	60	77	108	142	188	231	290	361	429	502	573	654	777	895	1072
110	31	42	56	71	100	132	174	214	269	334	397	465	530	605	720	829	992
120	28	38	51	65	91	120	159	195	246	305	363	425	485	554	659	759	908
130	26	35	46	58	82	108	143	176	221	275	327	382	437	498	593	683	818
140	22	30	40	51	72	95	125	154	194	241	287	336	384	438	522	601	719
150	19	26	34	43	61	80	106	130	164	204	243	284	325	371	442	509	608
160	15	20	27	34	48	63	83	103	129	161	192	224	257	293	349	402	480
170	10	13	18	23	32	42	55	68	86	107	127	149	171	195	233	268	320

SILICOUL® SCR 3.7 KV • FT 10114a

Ambient temperature (°C)	1.5 mm ²	2.5 mm ²	4 mm ²	6 mm ²	10 mm ²	16 mm ²	25 mm ²	35 mm ²	50 mm ²	70 mm ²	95 mm ²	120 mm ²	150 mm ²	185 mm ²	240 mm ²	300 mm ²	400 mm ²
0	54	72	96	122	172	226	298	366	457	570	675	787	898	1030	1228	1417	1685
10	52	70	93	118	166	219	288	354	443	552	654	762	870	997	1189	1372	1631
20	50	68	90	114	161	211	279	342	428	533	632	736	840	964	1149	1325	1576
30	49	65	87	110	155	204	268	330	412	514	609	710	810	929	1108	1278	1519
40	47	63	83	106	149	196	258	317	396	494	585	683	779	893	1065	1229	1461
50	45	60	80	102	143	188	247	304	380	474	561	655	747	856	1021	1178	1401
60	43	58	76	97	136	179	236	290	363	453	536	625	714	818	976	1126	1339
70	41	55	73	92	130	170	225	276	345	431	510	595	680	779	929	1071	1274
80	39	52	69	88	123	161	213	261	327	408	483	564	644	738	880	1015	1207
90	36	49	65	83	116	152	200	246	308	384	455	531	606	695	829	956	1136
100	34	46	61	77	108	142	187	230	288	359	425	496	567	649	775	893	1063
110	32	42	56	72	100	131	173	213	267	332	394	460	525	602	718	828	984
120	29	39	51	65	92	120	159	195	244	304	361	421	481	551	657	758	901
130	26	35	46	59	83	108	143	175	220	274	325	379	433	496	592	683	812
140	23	31	41	52	73	95	125	154	193	240	286	333	381	436	521	600	714
150	19	26	34	44	61	81	106	130	163	203	242	282	323	369	441	508	605
160	15	21	27	35	49	64	84	103	129	161	191	223	256	292	349	402	478
170	10	14	18	23	32	42	56	68	86	107	127	149	171	195	233	268	319

- All values in the tables are expressed in Amperes (A).
- Calculations are based on methods issued from IEC 60287 standard.
- 1 single cable in free air without heat source in it surrounding environment.
- DC supply or AC supply (F ≤ 60 Hz).
- Maximum temperature of core: +180°C.

For this product, please contact:

OMERIN division principale 
Zone Industrielle - F 63600 Ambert
Tel. +33 (0)4 73 82 50 00 - Fax +33 (0)4 73 82 50 10
omerin@omerin.com

www.omerin.com

omerin
LES CABLES DE L'EXTREME

The information provided in this technical data sheet is indicative and may be modified without prior notice, laying, wiring and electrical conditions and the environment of the cable can not be fully considered in our studies. In no way the company OMERIN shall be held responsible for any incidents in the case of inappropriate uses, particularly in the case of wiring conditions that do not respect the good practice and the standards in force.
For an optimum use of the cables produced by our company, we recommend testing in real conditions. Our sales department is available for a possible provision of samples, and/or for the conditions of a complete study in our laboratories.
© Registered trademark of the OMERIN Group. Drawings and photos are not contractual. Reproduction is prohibited without the prior agreement of OMERIN.

**MAXIMUM PERMISSIBLE CURRENT
IN PERMANENT MODE**

SILICOUL® SCR 6.6 KV • FT 10115b

Ambient temperature (°C)	2.5 mm ²	4 mm ²	6 mm ²	10 mm ²	16 mm ²	25 mm ²	35 mm ²	50 mm ²	70 mm ²	95 mm ²	120 mm ²	150 mm ²	185 mm ²	240 mm ²	300 mm ²	400 mm ²
0	73	96	122	172	225	297	364	455	566	673	784	894	1027	1218	1407	1657
10	71	93	118	166	218	288	352	440	548	651	760	866	994	1179	1362	1604
20	68	90	115	161	211	278	341	425	529	629	734	837	961	1140	1317	1551
30	66	87	110	155	203	268	328	410	510	607	708	807	926	1099	1270	1496
40	63	84	106	149	196	258	316	394	491	584	681	776	891	1057	1221	1439
50	61	80	102	143	188	247	303	378	471	560	653	744	854	1014	1171	1380
60	58	77	97	137	179	236	290	362	450	535	624	712	816	969	1119	1319
70	55	73	93	130	171	225	276	344	428	509	594	677	777	923	1065	1256
80	52	69	88	123	162	213	261	326	406	482	563	642	736	874	1010	1190
90	49	65	83	116	152	200	246	307	382	454	530	605	694	824	951	1121
100	46	61	78	109	142	187	230	287	357	425	496	566	649	771	889	1049
110	43	57	72	101	132	174	213	266	331	394	459	524	601	714	824	973
120	39	52	66	92	121	159	195	244	303	361	421	480	551	654	755	891
130	36	47	59	83	109	143	176	220	273	325	379	433	496	590	680	803
140	31	41	52	73	96	126	155	193	240	286	333	381	436	519	599	707
150	27	35	44	62	81	107	131	164	204	242	283	323	370	440	507	600
160	21	28	35	49	64	84	104	130	161	192	224	256	293	349	402	475
170	14	19	24	33	43	56	69	87	108	128	150	171	196	233	269	318

SILICOUL® SCR 13.8 KV • FT 10116a

Ambient temperature (°C)	2.5 mm ²	4 mm ²	6 mm ²	10 mm ²	16 mm ²	25 mm ²	35 mm ²	50 mm ²	70 mm ²	95 mm ²	120 mm ²	150 mm ²	185 mm ²	240 mm ²	300 mm ²	400 mm ²
0	73	96	122	171	224	294	360	450	558	664	774	883	1015	1203	1385	1628
10	71	93	118	165	217	285	349	436	541	643	749	855	983	1166	1342	1577
20	68	90	114	160	210	276	337	421	523	622	725	827	950	1127	1297	1525
30	66	87	110	154	203	266	325	406	504	600	699	797	917	1087	1251	1471
40	63	84	106	148	195	256	313	391	485	577	672	767	882	1046	1204	1416
50	61	80	102	142	187	246	300	375	465	554	645	736	846	1003	1155	1358
60	58	77	97	136	179	235	287	359	445	530	617	704	809	959	1104	1299
70	55	73	93	130	170	224	274	342	424	504	587	671	770	914	1052	1237
80	53	69	88	123	162	212	259	324	402	478	557	636	730	866	997	1173
90	50	66	83	116	152	200	244	305	379	451	525	599	688	816	939	1106
100	47	61	78	109	143	187	229	286	354	422	491	561	644	764	879	1035
110	43	57	72	101	132	174	212	265	329	391	456	520	597	709	815	961
120	40	52	66	93	121	159	195	243	301	358	418	477	547	650	747	881
130	36	47	60	83	110	144	176	219	272	323	377	430	493	586	674	795
140	32	42	53	74	97	127	155	193	240	285	332	379	435	516	594	701
150	27	35	45	63	82	108	132	164	203	242	282	322	369	438	504	595
160	21	28	36	50	65	85	104	130	161	192	224	256	292	348	400	472
170	14	19	24	33	44	57	70	87	108	129	150	172	196	233	268	317

- All values in the tables are expressed in Amperes (A).
- Calculations are based on methods issued from IEC 60287 standard.
- 1 single cable in free air without heat source in it surrounding environment.
- DC supply or AC supply (F ≤ 60 Hz).
- Maximum temperature of core: +180°C.

For this product, please contact:

OMERIN division principale 
Zone Industrielle - F 63600 Ambert
Tel. +33 (0)4 73 82 50 00 - Fax +33 (0)4 73 82 50 10
omerin@omerin.com



www.omerin.com

The information provided in this technical data sheet is indicative and may be modified without prior notice, laying, wiring and electrical conditions and the environment of the cable can not be fully considered in our studies. In no way the company OMERIN shall be held responsible for any incidents in the case of inappropriate uses, particularly in the case of wiring conditions that do not respect the good practice and the standards in force.
For an optimum use of the cables produced by our company, we recommend testing in real conditions. Our sales department is available for a possible provision of samples, and/or for the conditions of a complete study in our laboratories.
© Registered trademark of the OMERIN Group. Drawings and photos are not contractual. Reproduction is prohibited without the prior agreement of OMERIN.

**MAXIMUM PERMISSIBLE CURRENT
IN PERMANENT MODE**

SILICOUL® DI 1.1 KV • FT 10201a

Ambient temperature (°C)	1.5 mm ²	2.5 mm ²	4 mm ²	6 mm ²	10 mm ²	16 mm ²	25 mm ²	35 mm ²	50 mm ²	70 mm ²	95 mm ²	120 mm ²	150 mm ²	185 mm ²	240 mm ²	300 mm ²
0	50	68	92	118	168	224	299	370	467	584	701	824	943	1085	1307	1506
10	49	66	89	114	163	216	289	358	451	565	677	796	911	1049	1263	1456
20	47	64	86	110	157	208	278	345	435	545	653	768	879	1012	1219	1405
30	45	61	82	106	151	201	268	332	419	524	629	739	847	974	1173	1352
40	43	59	79	102	145	192	257	318	402	503	604	710	813	935	1126	1298
50	41	56	76	97	138	184	246	305	385	482	578	679	778	895	1078	1242
60	39	54	72	93	132	175	234	290	367	459	551	647	742	854	1028	1185
70	37	51	68	88	125	167	222	276	348	436	523	615	705	811	976	1125
80	35	48	65	83	118	157	210	260	329	412	494	581	666	766	922	1064
90	33	45	61	78	111	148	197	244	309	387	464	546	626	720	866	999
100	31	42	57	73	103	138	184	228	288	361	433	509	584	671	808	931
110	29	39	52	67	95	127	170	210	266	333	399	470	539	620	746	860
120	26	35	48	61	87	116	155	191	242	304	364	428	492	565	680	785
130	23	32	43	55	78	104	138	172	217	272	327	384	441	507	610	704
140	20	28	37	48	68	91	121	150	190	238	286	336	386	444	534	616
150	17	23	31	40	57	76	102	126	159	200	240	283	325	373	449	518
160	13	18	25	32	45	60	80	99	125	157	188	221	255	293	352	406
170	9	12	16	21	29	39	52	65	82	103	124	146	168	193	232	268

SILICOUL® DI 3.7 KV • FT 10202a

Ambient temperature (°C)	1.5 mm ²	2.5 mm ²	4 mm ²	6 mm ²	10 mm ²	16 mm ²	25 mm ²	35 mm ²	50 mm ²	70 mm ²	95 mm ²	120 mm ²	150 mm ²	185 mm ²	240 mm ²	300 mm ²
0	52	70	93	119	169	224	298	368	463	580	692	812	932	1076	1283	1490
10	50	68	90	115	163	216	288	355	447	561	670	786	901	1041	1241	1441
20	48	65	87	111	158	209	278	343	432	542	646	758	870	1004	1198	1390
30	47	63	84	107	152	201	267	330	416	521	622	730	838	967	1154	1339
40	45	60	80	103	146	193	257	317	399	501	598	701	805	929	1108	1285
50	43	58	77	99	140	185	246	303	382	479	572	671	770	889	1061	1231
60	41	55	73	94	133	176	234	289	365	457	546	640	735	848	1012	1174
70	39	52	70	89	126	167	223	275	346	434	519	609	699	806	962	1115
80	37	50	66	85	120	158	210	260	327	410	490	575	661	761	909	1054
90	35	47	62	79	112	149	198	244	308	386	461	541	621	716	855	991
100	32	44	58	74	105	139	184	228	287	360	430	504	579	667	798	924
110	30	40	53	69	97	128	170	210	265	332	397	466	536	617	737	854
120	27	37	49	63	88	117	155	192	242	303	363	426	489	563	673	780
130	24	33	44	56	79	105	139	172	217	272	325	382	439	505	604	700
140	21	29	38	49	69	92	122	151	190	238	285	335	385	442	529	613
150	18	24	32	41	59	77	103	127	160	200	240	282	324	372	446	516
160	14	19	25	33	46	61	81	100	126	157	189	221	255	292	351	405
170	9	13	17	22	30	40	53	66	83	104	124	146	168	193	232	267

- All values in the tables are expressed in Amperes (A).
- Calculations are based on methods issued from IEC 60287 standard.
- 1 single cable in free air without heat source in it surrounding environment.
- DC supply or AC supply (F ≤ 60 Hz).
- Maximum temperature of core: +180°C.

For this product, please contact:

OMERIN division principale 
Zone Industrielle - F 63600 Ambert
Tel. +33 (0)4 73 82 50 00 - Fax +33 (0)4 73 82 50 10
omerin@omerin.com

omerin
LES CABLES DE L'EXTREME

www.omerin.com

The information provided in this technical data sheet is indicative and may be modified without prior notice, laying, wiring and electrical conditions and the environment of the cable can not be fully considered in our studies. In no way the company OMERIN shall be held responsible for any incidents in the case of inappropriate uses, particularly in the case of wiring conditions that do not respect the good practice and the standards in force.
For an optimum use of the cables produced by our company, we recommend testing in real conditions. Our sales department is available for a possible provision of samples, and/or for the conditions of a complete study in our laboratories.
© Registered trademark of the OMERIN Group. Drawings and photos are not contractual. Reproduction is prohibited without the prior agreement of OMERIN.

**MAXIMUM PERMISSIBLE CURRENT
IN PERMANENT MODE**

SILICOUL® DI 6.6 KV • FT 10203b

Ambient temperature (°C)	2.5 mm ²	4 mm ²	6 mm ²	10 mm ²	16 mm ²	25 mm ²	35 mm ²	50 mm ²	70 mm ²	95 mm ²	120 mm ²	150 mm ²	185 mm ²	240 mm ²	300 mm ²
0	71	94	120	169	223	296	365	459	575	689	807	925	1065	1270	1473
10	68	91	116	164	216	287	353	444	556	666	781	895	1030	1228	1425
20	66	88	112	158	208	277	341	429	537	643	753	864	994	1186	1376
30	64	84	108	152	201	266	328	413	517	619	726	832	958	1142	1325
40	61	81	104	146	193	256	315	397	497	595	697	799	920	1097	1273
50	59	78	99	140	185	245	302	380	476	570	668	765	881	1051	1219
60	56	74	95	134	176	234	288	362	454	543	637	731	841	1003	1163
70	53	71	90	127	168	222	274	345	431	517	605	694	799	954	1105
80	50	67	85	120	159	210	259	326	408	488	573	657	755	902	1045
90	47	63	80	113	149	198	244	306	384	459	538	618	710	848	983
100	44	59	75	106	139	184	227	286	358	429	502	576	663	792	917
110	41	54	69	98	129	171	210	265	331	396	464	533	613	732	848
120	37	50	63	89	118	156	192	242	302	362	424	487	560	669	774
130	34	45	57	80	106	140	173	217	271	325	381	438	502	601	695
140	30	39	50	70	93	123	151	190	238	285	334	384	440	527	610
150	25	33	42	59	78	103	128	161	201	240	282	324	371	444	514
160	20	26	33	47	61	81	100	126	158	189	221	255	292	350	404
170	13	17	22	31	41	54	66	84	104	125	146	169	193	231	267

SILICOUL® DI 13.8 KV • FT 10204a

Ambient temperature (°C)	2.5 mm ²	4 mm ²	6 mm ²	10 mm ²	16 mm ²	25 mm ²	35 mm ²	50 mm ²	70 mm ²	95 mm ²	120 mm ²	150 mm ²	185 mm ²	240 mm ²	300 mm ²
0	71	94	120	168	221	293	360	453	565	676	792	904	1042	1241	1436
10	69	91	116	163	214	283	349	438	547	654	766	875	1008	1201	1390
20	66	88	112	157	207	274	337	423	528	632	740	845	973	1160	1342
30	64	85	108	152	200	264	325	408	509	609	713	815	938	1118	1293
40	62	82	104	146	192	254	312	392	489	585	686	783	902	1075	1243
50	59	78	100	140	184	243	299	376	469	561	657	751	864	1030	1191
60	57	75	95	134	176	232	286	359	448	536	627	717	825	984	1138
70	54	71	91	127	167	221	272	341	426	509	597	682	785	936	1082
80	51	68	86	121	158	209	257	323	403	482	565	646	742	886	1024
90	48	64	81	114	149	197	242	304	379	454	531	608	699	834	964
100	45	60	76	106	139	184	226	284	354	424	496	568	653	779	900
110	42	55	70	98	129	170	210	263	328	392	459	526	604	721	833
120	38	51	64	90	118	156	192	241	300	359	420	481	552	659	762
130	34	46	58	81	106	140	173	217	270	323	378	433	497	593	685
140	30	40	51	71	94	123	152	190	237	283	332	380	436	521	602
150	26	34	43	60	79	104	128	161	200	239	280	321	368	440	508
160	20	27	34	48	63	82	101	127	158	189	221	254	290	347	401
170	14	18	23	32	42	55	67	84	105	125	147	169	193	231	266

- All values in the tables are expressed in Amperes (A).
- Calculations are based on methods issued from IEC 60287 standard.
- 1 single cable in free air without heat source in it surrounding environment.
- DC supply or AC supply (F ≤ 60 Hz).
- Maximum temperature of core: +180°C.

For this product, please contact:

OMERIN division principale 
Zone Industrielle - F 63600 Ambert
Tel. +33 (0)4 73 82 50 00 - Fax +33 (0)4 73 82 50 10
omerin@omerin.com

www.omerin.com

omerin
LES CABLES DE L'EXTREME

The information provided in this technical data sheet is indicative and may be modified without prior notice, laying, wiring and electrical conditions and the environment of the cable can not be fully considered in our studies. In no way the company OMERIN shall be held responsible for any incidents in the case of inappropriate uses, particularly in the case of wiring conditions that do not respect the good practice and the standards in force.
For an optimum use of the cables produced by our company, we recommend testing in real conditions. Our sales department is available for a possible provision of samples, and/or for the conditions of a complete study in our laboratories.
© Registered trademark of the OMERIN Group. Drawings and photos are not contractual. Reproduction is prohibited without the prior agreement of OMERIN.

**MAXIMUM PERMISSIBLE CURRENT
IN PERMANENT MODE**

SILICOUL® DI STYLE 3661 - 1.1 KV • FT 10205a

Ambient temperature (°C)	1.5 mm ²	2.5 mm ²	4 mm ²	6 mm ²	10 mm ²	16 mm ²	25 mm ²	35 mm ²	50 mm ²	70 mm ²	95 mm ²	120 mm ²	150 mm ²	185 mm ²	240 mm ²	300 mm ²
0	53	71	96	123	168	224	299	370	467	584	701	824	943	1085	1307	1506
10	52	68	92	119	163	216	289	358	451	565	677	796	911	1049	1263	1456
20	50	66	89	115	157	208	278	345	435	545	653	768	879	1012	1219	1405
30	48	64	86	111	151	201	268	332	419	524	629	739	847	974	1173	1352
40	46	61	82	106	145	192	257	318	402	503	604	710	813	935	1126	1298
50	44	58	79	102	138	184	246	305	385	482	578	679	778	895	1078	1242
60	42	56	75	97	132	175	234	290	367	459	551	647	742	854	1028	1185
70	40	53	71	92	125	167	222	276	348	436	523	615	705	811	976	1125
80	38	50	67	87	118	157	210	260	329	412	494	581	666	766	922	1064
90	35	47	63	82	111	148	197	244	309	387	464	546	626	720	866	999
100	33	44	59	76	103	138	184	228	288	361	433	509	584	671	808	931
110	30	40	54	70	95	127	170	210	266	333	399	470	539	620	746	860
120	28	37	50	64	87	116	155	191	242	304	364	428	492	565	680	785
130	25	33	44	57	78	104	138	172	217	272	327	384	441	507	610	704
140	22	29	39	50	68	91	121	150	190	238	286	336	386	444	534	616
150	18	24	33	42	57	76	102	126	159	200	240	283	325	373	449	518
160	14	19	26	33	45	60	80	99	125	157	188	221	255	293	352	406
170	9	12	17	22	29	39	52	65	82	103	124	146	168	193	232	268

SILICOUL® DI STYLE 3662 - 4.2 KV • FT 10206b

Ambient temperature (°C)	1.5 mm ²	2.5 mm ²	4 mm ²	6 mm ²	10 mm ²	16 mm ²	25 mm ²	35 mm ²	50 mm ²	70 mm ²	95 mm ²	120 mm ²	150 mm ²	185 mm ²	240 mm ²	300 mm ²
0	55	73	97	125	169	224	298	368	463	580	692	812	932	1076	1283	1490
10	53	70	94	121	163	216	288	355	447	561	670	786	901	1041	1241	1441
20	51	68	91	116	158	209	278	343	432	542	646	758	870	1004	1198	1390
30	49	65	87	112	152	201	267	330	416	521	622	730	838	967	1154	1339
40	47	63	84	108	146	193	257	317	399	501	598	701	805	929	1108	1285
50	45	60	80	103	140	185	246	303	382	479	572	671	770	889	1061	1231
60	43	57	77	98	133	176	234	289	365	457	546	640	735	848	1012	1174
70	41	55	73	93	126	167	223	275	346	434	519	609	699	806	962	1115
80	39	52	69	88	120	158	210	260	327	410	490	575	661	761	909	1054
90	37	48	65	83	112	149	198	244	308	386	461	541	621	716	855	991
100	34	45	60	78	105	139	184	228	287	360	430	504	579	667	798	924
110	32	42	56	72	97	128	170	210	265	332	397	466	536	617	737	854
120	29	38	51	65	88	117	155	192	242	303	363	426	489	563	673	780
130	26	34	46	59	79	105	139	172	217	272	325	382	439	505	604	700
140	23	30	40	51	69	92	122	151	190	238	285	335	385	442	529	613
150	19	25	34	43	59	77	103	127	160	200	240	282	324	372	446	516
160	15	20	26	34	46	61	81	100	126	157	189	221	255	292	351	405
170	10	13	17	23	30	40	53	66	83	104	124	146	168	193	232	267

- All values in the tables are expressed in Amperes (A).
- Calculations are based on methods issued from IEC 60287 standard.
- 1 single cable in free air without heat source in it surrounding environment.
- DC supply or AC supply (F ≤ 60 Hz).
- Maximum temperature of core: +180°C.

For this product, please contact:

OMERIN division principale 
Zone Industrielle - F 63600 Ambert
Tel. +33 (0)4 73 82 50 00 - Fax +33 (0)4 73 82 50 10
omerin@omerin.com

www.omerin.com

omerin
LES CABLES DE L'EXTREME

The information provided in this technical data sheet is indicative and may be modified without prior notice, laying, wiring and electrical conditions and the environment of the cable can not be fully considered in our studies. In no way the company OMERIN shall be held responsible for any incidents in the case of inappropriate uses, particularly in the case of wiring conditions that do not respect the good practice and the standards in force.
For an optimum use of the cables produced by our company, we recommend testing in real conditions. Our sales department is available for a possible provision of samples, and/or for the conditions of a complete study in our laboratories.
© Registered trademark of the OMERIN Group. Drawings and photos are not contractual. Reproduction is prohibited without the prior agreement of OMERIN.

**MAXIMUM PERMISSIBLE CURRENT
IN PERMANENT MODE**

SILICOUL® DI STYLE 3663 - 7.2 KV • FT 10207c

Ambient temperature (°C)	2.5 mm ²	4 mm ²	6 mm ²	10 mm ²	16 mm ²	25 mm ²	35 mm ²	50 mm ²	70 mm ²	95 mm ²	120 mm ²	150 mm ²	185 mm ²	240 mm ²	300 mm ²
0	73	98	125	169	223	296	365	459	575	689	807	925	1065	1270	1473
10	71	95	121	164	216	287	353	444	556	666	781	895	1030	1228	1425
20	69	91	117	158	208	277	341	429	537	643	753	864	994	1186	1376
30	66	88	113	152	201	266	328	413	517	619	726	832	958	1142	1325
40	63	85	108	146	193	256	315	397	497	595	697	799	920	1097	1273
50	61	81	104	140	185	245	302	380	476	570	668	765	881	1051	1219
60	58	77	99	134	176	234	288	362	454	543	637	731	841	1003	1163
70	55	74	94	127	168	222	274	345	431	517	605	694	799	954	1105
80	52	70	89	120	159	210	259	326	408	488	573	657	755	902	1045
90	49	65	84	113	149	198	244	306	384	459	538	618	710	848	983
100	46	61	78	106	139	184	227	286	358	429	502	576	663	792	917
110	43	57	72	98	129	171	210	265	331	396	464	533	613	732	848
120	39	52	66	89	118	156	192	242	302	362	424	487	560	669	774
130	35	47	60	80	106	140	173	217	271	325	381	438	502	601	695
140	31	41	52	70	93	123	151	190	238	285	334	384	440	527	610
150	26	34	44	59	78	103	128	161	201	240	282	324	371	444	514
160	21	27	35	47	61	81	100	126	158	189	221	255	292	350	404
170	14	18	23	31	41	54	66	84	104	125	146	169	193	231	267

SILICOUL® DI STYLE 3664 - 15 KV • FT 10208a

Ambient temperature (°C)	2.5 mm ²	4 mm ²	6 mm ²	10 mm ²	16 mm ²	25 mm ²	35 mm ²	50 mm ²	70 mm ²	95 mm ²	120 mm ²	150 mm ²	185 mm ²	240 mm ²	300 mm ²
0	74	98	125	168	221	293	360	453	565	676	792	904	1042	1241	1436
10	71	95	121	163	214	283	349	438	547	654	766	875	1008	1201	1390
20	69	92	117	157	207	274	337	423	528	632	740	845	973	1160	1342
30	67	88	113	152	200	264	325	408	509	609	713	815	938	1118	1293
40	64	85	109	146	192	254	312	392	489	585	686	783	902	1075	1243
50	61	82	104	140	184	243	299	376	469	561	657	751	864	1030	1191
60	59	78	100	134	176	232	286	359	448	536	627	717	825	984	1138
70	56	74	95	127	167	221	272	341	426	509	597	682	785	936	1082
80	53	70	90	121	158	209	257	323	403	482	565	646	742	886	1024
90	50	66	85	114	149	197	242	304	379	454	531	608	699	834	964
100	47	62	79	106	139	184	226	284	354	424	496	568	653	779	900
110	43	57	73	98	129	170	210	263	328	392	459	526	604	721	833
120	40	53	67	90	118	156	192	241	300	359	420	481	552	659	762
130	36	47	60	81	106	140	173	217	270	323	378	433	497	593	685
140	32	42	53	71	94	123	152	190	237	283	332	380	436	521	602
150	27	35	45	60	79	104	128	161	200	239	280	321	368	440	508
160	21	28	36	48	63	82	101	127	158	189	221	254	290	347	401
170	14	19	24	32	42	55	67	84	105	125	147	169	193	231	266

- All values in the tables are expressed in Amperes (A).
- Calculations are based on methods issued from IEC 60287 standard.
- 1 single cable in free air without heat source in it surrounding environment.
- DC supply or AC supply (F ≤ 60 Hz).
- Maximum temperature of core: +180°C.

For this product, please contact:

OMERIN division principale 
Zone Industrielle - F 63600 Ambert
Tel. +33 (0)4 73 82 50 00 - Fax +33 (0)4 73 82 50 10
omerin@omerin.com

www.omerin.com

omerin
LES CABLES DE L'EXTREME

The information provided in this technical data sheet is indicative and may be modified without prior notice, laying, wiring and electrical conditions and the environment of the cable can not be fully considered in our studies. In no way the company OMERIN shall be held responsible for any incidents in the case of inappropriate uses, particularly in the case of wiring conditions that do not respect the good practice and the standards in force.
For an optimum use of the cables produced by our company, we recommend testing in real conditions. Our sales department is available for a possible provision of samples, and/or for the conditions of a complete study in our laboratories.
© Registered trademark of the OMERIN Group. Drawings and photos are not contractual. Reproduction is prohibited without the prior agreement of OMERIN.

**MAXIMUM PERMISSIBLE CURRENT
IN PERMANENT MODE**

SILICOUL® ST PUR 1.1 KV • FT 10301a

Ambient temperature (°C)	1.5 mm ²	2.5 mm ²	4 mm ²	6 mm ²	10 mm ²	16 mm ²	25 mm ²	35 mm ²	50 mm ²	70 mm ²	95 mm ²	120 mm ²	150 mm ²	185 mm ²	240 mm ²	300 mm ²	400 mm ²
0	52	70	93	119	170	225	299	368	462	578	689	809	923	1059	1258	1456	1747
10	50	68	90	115	163	217	289	356	447	559	667	782	893	1025	1217	1409	1690
20	48	65	87	111	156	208	277	343	431	540	644	755	863	989	1175	1360	1632
30	46	62	83	106	149	199	265	329	415	519	620	727	831	953	1132	1310	1572
40	44	59	79	101	142	189	252	313	397	493	593	696	798	916	1088	1259	1510
50	42	56	74	95	134	179	239	296	375	468	562	659	763	872	1043	1206	1432
60	39	53	70	90	126	168	225	279	354	440	529	621	719	821	991	1140	1349
70	37	49	65	84	118	157	210	260	330	411	495	581	673	768	927	1067	1262
80	34	46	60	78	109	145	194	240	305	380	457	536	622	709	860	986	1166
90	31	42	55	71	100	132	176	219	279	347	418	490	568	648	785	902	1065
100	28	37	49	63	89	119	158	197	250	311	375	440	511	583	705	810	957
110	24	33	43	55	78	104	138	172	219	273	328	385	448	510	619	710	838
120	20	27	36	46	65	87	116	145	184	229	276	324	377	430	521	599	706
130	16	21	28	36	52	68	91	113	144	179	216	254	296	337	409	469	553
140	11	14	19	24	34	46	61	74	95	118	142	167	194	221	270	309	363

SILICOUL® ST PUR 3.7 KV • FT 10302a

Ambient temperature (°C)	1.5 mm ²	2.5 mm ²	4 mm ²	6 mm ²	10 mm ²	16 mm ²	25 mm ²	35 mm ²	50 mm ²	70 mm ²	95 mm ²	120 mm ²	150 mm ²	185 mm ²	240 mm ²	300 mm ²	400 mm ²
0	52	71	94	120	170	224	296	365	458	573	682	798	914	1053	1253	1453	1728
10	51	68	91	116	164	217	287	353	443	554	659	773	884	1019	1213	1406	1672
20	49	66	88	112	158	209	277	341	428	535	637	746	854	984	1171	1358	1615
30	47	64	85	108	153	201	267	329	412	516	614	719	823	948	1129	1308	1556
40	45	61	81	104	147	194	256	316	396	496	590	691	791	911	1085	1257	1495
50	43	59	78	100	141	185	246	303	380	475	565	662	758	873	1039	1204	1433
60	42	56	74	95	134	176	232	286	361	448	539	632	724	825	992	1143	1361
70	40	53	71	90	126	165	217	268	338	419	504	591	681	773	930	1068	1273
80	37	50	65	84	116	153	201	247	313	387	468	549	632	716	863	991	1180
90	34	45	60	76	106	139	183	226	286	354	427	501	577	653	788	904	1077
100	31	41	54	69	95	125	165	203	257	318	384	450	519	587	709	812	968
110	27	36	47	60	84	110	144	178	225	279	337	395	456	515	622	712	848
120	23	30	40	51	70	92	122	150	190	235	284	333	384	434	524	600	715
130	18	24	31	40	55	72	95	118	149	184	223	261	302	340	412	471	561
140	12	16	21	26	36	48	63	77	98	121	147	172	199	224	271	310	369

- All values in the tables are expressed in Amperes (A).
- Calculations are based on methods issued from IEC 60287 standard.
- 1 single cable in free air without heat source in it surrounding environment.
- DC supply or AC supply (F ≤ 60 Hz).
- Maximum temperature of core: +180°C.
- Maximum temperature on insulation: +150°C.

For this product, please contact:

OMERIN division principale 
Zone Industrielle - F 63600 Ambert
Tel. +33 (0)4 73 82 50 00 - Fax +33 (0)4 73 82 50 10
omerin@omerin.com

www.omerin.com

omerin
LES CABLES DE L'EXTREME

The information provided in this technical data sheet is indicative and may be modified without prior notice, laying, wiring and electrical conditions and the environment of the cable can not be fully considered in our studies. In no way the company OMERIN shall be held responsible for any incidents in the case of inappropriate uses, particularly in the case of wiring conditions that do not respect the good practice and the standards in force.
For an optimum use of the cables produced by our company, we recommend testing in real conditions. Our sales department is available for a possible provision of samples, and/or for the conditions of a complete study in our laboratories.
© Registered trademark of the OMERIN Group. Drawings and photos are not contractual. Reproduction is prohibited without the prior agreement of OMERIN.

**MAXIMUM PERMISSIBLE CURRENT
IN PERMANENT MODE**

SILICOUL® ST PUR 6.6 KV • FT 10303b

Ambient temperature (°C)	2.5 mm ²	4 mm ²	6 mm ²	10 mm ²	16 mm ²	25 mm ²	35 mm ²	50 mm ²	70 mm ²	95 mm ²	120 mm ²	150 mm ²	185 mm ²	240 mm ²	300 mm ²	400 mm ²
0	71	94	120	169	223	295	362	454	567	678	793	907	1043	1241	1436	1701
10	69	91	116	164	216	285	351	439	549	656	768	878	1009	1201	1389	1647
20	67	88	112	158	208	275	339	424	530	634	741	848	975	1160	1342	1591
30	64	85	108	152	201	265	326	409	511	611	714	817	939	1118	1293	1533
40	62	82	104	147	193	255	314	393	491	587	687	786	903	1075	1243	1474
50	59	78	100	141	185	245	301	377	471	562	658	753	865	1030	1191	1413
60	57	75	95	134	177	234	287	360	449	537	628	719	826	984	1138	1349
70	54	71	91	128	168	222	273	342	426	509	598	684	782	936	1077	1284
80	51	67	86	121	158	207	255	320	396	472	554	638	724	871	998	1192
90	48	63	80	111	145	189	233	293	362	432	506	584	662	797	912	1089
100	44	57	72	100	130	170	210	264	325	388	456	526	595	717	821	981
110	38	50	64	88	115	149	184	232	286	341	400	462	523	630	720	861
120	32	42	54	74	97	126	156	196	241	288	338	390	441	532	608	727
130	25	33	42	58	76	99	122	154	189	226	265	306	346	418	478	571
140	17	22	28	39	50	66	81	102	125	149	175	203	229	277	315	378

SILICOUL® ST PUR 13.8 KV • FT 10304a

0	71	94	120	168	220	291	357	447	558	666	779	888	1021	1214	1404	1667
10	69	91	116	163	213	282	346	433	540	645	754	860	988	1176	1359	1614
20	67	88	112	157	206	272	334	419	522	623	729	831	955	1136	1313	1559
30	64	85	108	152	199	262	322	404	503	600	702	801	921	1096	1266	1504
40	62	82	104	146	191	252	310	388	484	577	675	770	885	1054	1217	1446
50	59	79	100	140	184	242	297	372	464	554	648	739	849	1010	1167	1386
60	57	75	95	134	176	231	284	356	443	529	619	706	811	965	1115	1325
70	54	72	91	127	167	220	270	339	422	504	589	672	772	919	1062	1261
80	51	68	86	121	158	209	256	321	400	477	558	637	731	871	1006	1194
90	48	64	81	114	149	197	241	302	375	446	520	600	679	815	934	1112
100	45	60	76	106	139	180	221	275	338	401	469	541	611	734	842	1002
110	42	55	69	94	122	158	194	241	297	353	412	477	538	646	741	881
120	35	46	58	80	103	134	164	204	252	299	349	404	455	547	627	746
130	28	37	46	63	81	105	129	160	197	236	275	316	359	428	494	589
140	19	24	31	42	54	69	85	106	130	157	183	209	239	288	329	392

- All values in the tables are expressed in Amperes (A).
- Calculations are based on methods issued from IEC 60287 standard.
- 1 single cable in free air without heat source in it surrounding environment.
- DC supply or AC supply (F ≤ 60 Hz).
- Maximum temperature of core: +180°C.
- Maximum temperature on insulation: +150°C.

For this product, please contact:

OMERIN division principale 
Zone Industrielle - F 63600 Ambert
Tel. +33 (0)4 73 82 50 00 - Fax +33 (0)4 73 82 50 10
omerin@omerin.com

omerin
LES CABLES DE L'EXTREME

www.omerin.com

The information provided in this technical data sheet is indicative and may be modified without prior notice, laying, wiring and electrical conditions and the environment of the cable can not be fully considered in our studies. In no way the company OMERIN shall be held responsible for any incidents in the case of inappropriate uses, particularly in the case of wiring conditions that do not respect the good practice and the standards in force.
For an optimum use of the cables produced by our company, we recommend testing in real conditions. Our sales department is available for a possible provision of samples, and/or for the conditions of a complete study in our laboratories.
© Registered trademark of the OMERIN Group. Drawings and photos are not contractual. Reproduction is prohibited without the prior agreement of OMERIN.

**MAXIMUM PERMISSIBLE CURRENT
IN PERMANENT MODE**

SILICOUL® SCR PUR 1.1 KV • FT 10309a

Ambient temperature (°C)	1.5 mm ²	2.5 mm ²	4 mm ²	6 mm ²	10 mm ²	16 mm ²	25 mm ²	35 mm ²	50 mm ²	70 mm ²	95 mm ²	120 mm ²	150 mm ²	185 mm ²	240 mm ²	300 mm ²	400 mm ²
0	54	73	97	124	174	230	304	374	470	587	698	818	933	1069	1270	1467	1764
10	52	71	94	119	169	223	294	362	454	568	676	792	903	1034	1229	1419	1706
20	51	68	91	115	162	214	284	349	439	548	652	764	871	999	1187	1371	1648
30	49	66	87	111	155	205	271	335	423	528	628	736	840	962	1144	1321	1587
40	47	63	83	105	147	195	258	319	405	503	604	707	807	925	1099	1269	1525
50	45	60	78	100	139	185	245	302	384	477	571	669	773	882	1053	1216	1452
60	42	56	74	94	131	174	230	285	361	449	538	631	728	831	1004	1154	1366
70	39	52	69	88	122	162	215	266	338	420	503	590	682	777	939	1078	1278
80	36	48	64	81	113	150	198	246	312	388	465	545	630	719	871	1000	1180
90	33	44	58	74	103	137	181	224	285	354	425	498	576	657	795	912	1079
100	30	40	52	67	93	123	163	201	256	318	382	447	518	590	715	820	969
110	26	35	46	58	81	107	142	176	224	278	334	392	454	517	628	719	849
120	22	29	39	49	68	90	120	148	189	234	282	330	383	436	529	606	715
130	17	23	30	38	53	71	94	116	148	183	221	258	300	342	415	476	561
140	11	15	20	25	36	46	61	76	97	120	145	170	198	225	274	314	369

SILICOUL® SCR PUR 3.7 KV • FT 10310a

Ambient temperature (°C)	1.5 mm ²	2.5 mm ²	4 mm ²	6 mm ²	10 mm ²	16 mm ²	25 mm ²	35 mm ²	50 mm ²	70 mm ²	95 mm ²	120 mm ²	150 mm ²	185 mm ²	240 mm ²	300 mm ²	400 mm ²
0	54	73	96	123	173	228	301	370	465	580	689	805	922	1063	1265	1463	1743
10	52	70	93	119	168	221	291	358	450	562	667	779	892	1028	1224	1416	1687
20	50	68	90	115	162	213	281	346	434	542	644	753	862	993	1182	1368	1629
30	49	66	87	111	156	205	271	333	419	522	621	725	831	957	1139	1318	1570
40	47	63	84	107	150	197	261	320	402	502	596	697	798	919	1095	1267	1509
50	45	60	80	102	144	189	250	307	385	481	572	668	765	881	1049	1214	1446
60	43	58	76	98	137	180	237	292	368	455	546	638	731	836	1002	1154	1377
70	41	55	73	93	129	169	222	273	344	426	512	599	691	782	942	1080	1288
80	39	52	68	87	120	157	206	253	320	395	475	556	640	725	874	1001	1194
90	36	48	62	79	110	143	188	231	292	361	434	508	585	662	799	914	1090
100	32	43	56	71	99	129	169	208	262	324	390	457	526	595	718	822	980
110	28	38	49	63	86	113	148	182	230	284	343	401	462	522	630	721	859
120	24	32	42	53	73	95	125	153	194	240	289	338	390	440	532	608	725
130	19	25	33	42	57	75	98	120	152	188	227	266	306	345	418	477	569
140	13	17	22	28	38	49	64	79	100	124	150	175	202	227	276	315	375

- All values in the tables are expressed in Amperes (A).
- Calculations are based on methods issued from IEC 60287 standard.
- 1 single cable in free air without heat source in it surrounding environment.
- DC supply or AC supply (F ≤ 60 Hz).
- Maximum temperature of core: +180°C.
- Maximum temperature on insulation: +150°C.

For this product, please contact:

OMERIN division principale 
Zone Industrielle - F 63600 Ambert
Tel. +33 (0)4 73 82 50 00 - Fax +33 (0)4 73 82 50 10
omerin@omerin.com

omerin
LES CABLES DE L'EXTREME

www.omerin.com

The information provided in this technical data sheet is indicative and may be modified without prior notice, laying, wiring and electrical conditions and the environment of the cable can not be fully considered in our studies. In no way the company OMERIN shall be held responsible for any incidents in the case of inappropriate uses, particularly in the case of wiring conditions that do not respect the good practice and the standards in force.
For an optimum use of the cables produced by our company, we recommend testing in real conditions. Our sales department is available for a possible provision of samples, and/or for the conditions of a complete study in our laboratories.
© Registered trademark of the OMERIN Group. Drawings and photos are not contractual. Reproduction is prohibited without the prior agreement of OMERIN.

**MAXIMUM PERMISSIBLE CURRENT
IN PERMANENT MODE**

SILICOUL® SCR PUR 6.6 KV • FT 10311b

Ambient temperature (°C)	2.5 mm ²	4 mm ²	6 mm ²	10 mm ²	16 mm ²	25 mm ²	35 mm ²	50 mm ²	70 mm ²	95 mm ²	120 mm ²	150 mm ²	185 mm ²	240 mm ²	300 mm ²	400 mm ²
0	73	97	123	173	227	300	370	462	577	688	803	918	1056	1254	1453	1714
10	71	94	119	167	220	291	358	447	558	666	777	889	1022	1214	1406	1659
20	69	91	115	162	213	281	346	432	539	643	751	858	987	1173	1358	1603
30	66	87	111	156	205	271	333	416	519	620	724	827	951	1130	1309	1545
40	64	84	107	150	197	260	320	400	499	596	696	795	915	1086	1258	1485
50	61	81	102	144	189	249	307	384	479	571	667	762	877	1042	1206	1424
60	58	77	98	137	181	238	293	366	457	545	637	728	837	995	1152	1360
70	55	73	93	131	172	227	279	349	435	519	606	693	795	947	1093	1294
80	53	70	88	124	163	212	263	329	405	482	564	649	737	885	1014	1205
90	50	66	83	115	150	195	241	301	370	441	516	594	674	810	927	1102
100	46	60	76	104	135	175	216	271	333	397	464	535	607	729	835	993
110	40	52	66	91	118	154	190	238	293	349	408	470	533	641	733	872
120	34	45	56	77	100	130	161	201	247	294	345	397	450	542	619	737
130	27	35	44	61	79	102	126	158	194	231	271	313	354	426	486	580
140	18	23	29	40	52	68	84	105	129	153	179	207	234	282	322	384

SILICOUL® SCR PUR 13.8 KV • FT 10312a

Ambient temperature (°C)	2.5 mm ²	4 mm ²	6 mm ²	10 mm ²	16 mm ²	25 mm ²	35 mm ²	50 mm ²	70 mm ²	95 mm ²	120 mm ²	150 mm ²	185 mm ²	240 mm ²	300 mm ²	400 mm ²
0	73	97	122	172	226	297	365	456	568	677	790	902	1037	1231	1421	1681
10	71	94	119	166	219	288	353	442	550	656	765	873	1004	1192	1376	1628
20	68	90	115	161	211	278	341	427	531	634	740	844	970	1152	1329	1573
30	66	87	111	155	204	268	329	412	512	611	713	814	936	1111	1282	1517
40	64	84	107	149	196	258	317	396	493	588	686	783	900	1069	1233	1459
50	61	81	102	143	188	248	304	380	473	564	658	751	863	1025	1182	1399
60	58	77	98	137	180	237	290	363	452	539	629	718	824	979	1130	1337
70	56	73	93	130	171	226	276	346	430	513	598	683	785	932	1075	1273
80	53	70	88	124	162	214	262	328	407	486	567	647	743	883	1019	1206
90	50	66	83	117	153	201	247	309	384	458	533	610	696	832	954	1129
100	47	62	78	109	143	187	228	283	349	412	480	557	627	750	858	1016
110	43	57	72	98	127	165	201	249	307	363	423	490	552	661	756	895
120	37	49	61	83	108	139	170	210	260	308	359	415	467	560	640	759
130	30	39	48	66	85	110	134	166	203	241	280	325	365	438	501	594
140	20	26	32	44	56	73	89	109	134	159	185	215	246	289	337	400

- All values in the tables are expressed in Amperes (A).
- Calculations are based on methods issued from IEC 60287 standard.
- 1 single cable in free air without heat source in it surrounding environment.
- DC supply or AC supply (F ≤ 60 Hz).
- Maximum temperature of core: +180°C.
- Maximum temperature on insulation: +150°C.


For this product, please contact:

OMERIN division principale 
Zone Industrielle - F 63600 Ambert
Tel. +33 (0)4 73 82 50 00 - Fax +33 (0)4 73 82 50 10
omerin@omerin.com

omerin
LES CABLES DE L'EXTREME

www.omerin.com

The information provided in this technical data sheet is indicative and may be modified without prior notice, laying, wiring and electrical conditions and the environment of the cable can not be fully considered in our studies. In no way the company OMERIN shall be held responsible for any incidents in the case of inappropriate uses, particularly in the case of wiring conditions that do not respect the good practice and the standards in force.
For an optimum use of the cables produced by our company, we recommend testing in real conditions. Our sales department is available for a possible provision of samples, and/or for the conditions of a complete study in our laboratories.
© Registered trademark of the OMERIN Group. Drawings and photos are not contractual. Reproduction is prohibited without the prior agreement of OMERIN.





omerin
division principale

Headquarters and division principale
Zone industrielle - 63600 Ambert - France

Tel. +33 (0)4 73 82 50 00

Fax +33 (0)4 73 82 50 10

e-mail: omerin@omerin.com

omerin
division silisol

division silisol
B.P. 87 - 11, allée du Couchant Z.I. du Devey
42010 Saint-Etienne Cedex 2 - France

Tel. +33 (0)4 77 81 36 00

Fax +33 (0)4 77 81 37 00

e-mail: silisol@omerin.com

www.omerin.com